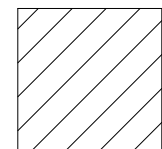
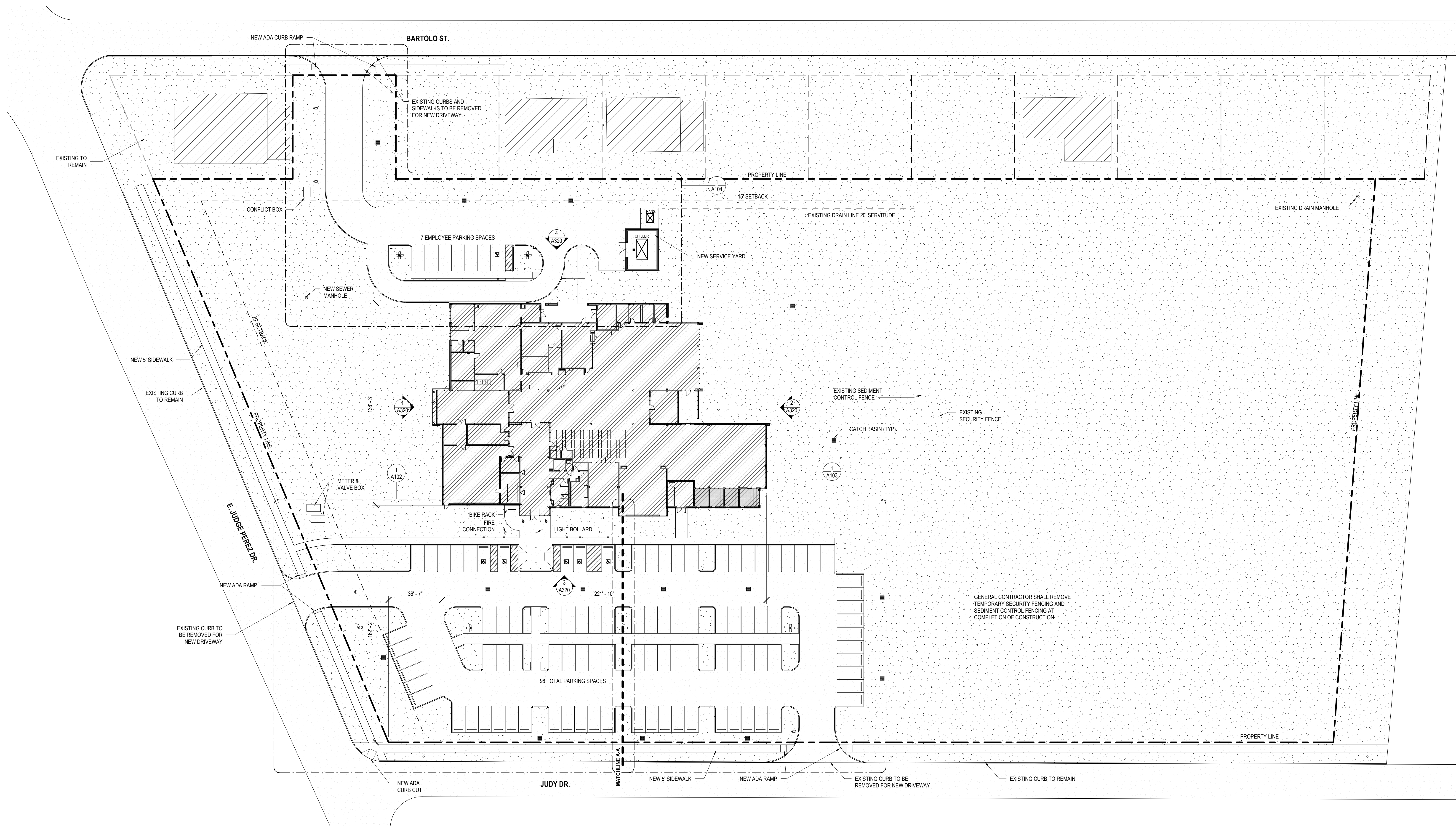



SITE PLAN LEGEND

 EXISTING STRUCTURE NOT IN SCOPE



No.	Description	Date

KEY PLAN



Mathes Brierre + /BM
 ARCHITECTS + ARCHITECTS BEAZLEY MOULIERE
 A JOINT VENTURE

201 St. Charles Avenue, Forty First Floor
 New Orleans, Louisiana 70170-4100
 Voice: 504-586-9303 Fax: 504-582-1305

300 Heymann Blvd.
 Lafayette, Louisiana 70503
 337.233.0614

PROJECT TITLE

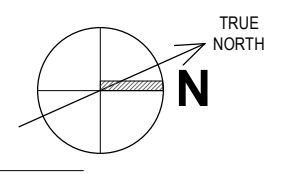
ST. BERNARD PARISH PUBLIC LIBRARY

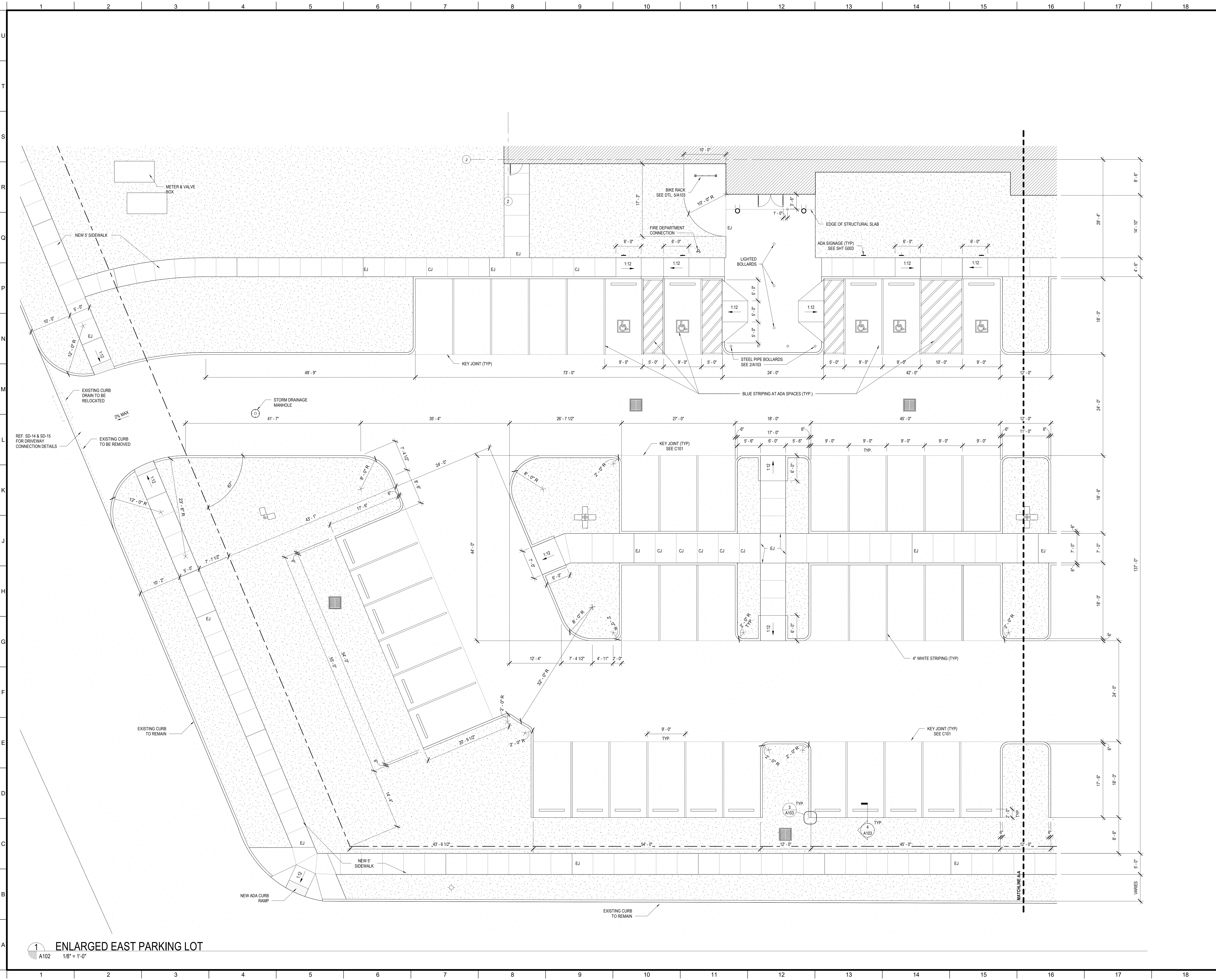
ST. BERNARD PARISH

100% CONSTRUCTION DOCUMENTS

DESIGNED BY	MBA/ABM	CHECKED BY	PP
DRAWN BY	CF/RZ	DATE	12.20.2021
SHEET TITLE			
SITE PLAN			
PROJECT NO.	MBA - 11884	SHEET NO.	A101
ABM - 201813			

1 SITE PLAN
 A101 1" = 30'-0"





1 ENLARGED EAST PARKING LOT
A102 1/8" = 1'-0"

No.	Description	Date

KEY PLAN

Mathes Brierre + **Beazley Moliere**
ARCHITECTS ARCHITECTS
A JOINT VENTURE

201 St. Charles Avenue, Forty First Floor
New Orleans, Louisiana 70170-4100
Voice: 504.586.9303 Fax: 504.582.1305

300 Heymann Blvd.
Lafayette, Louisiana 70503
337.233.0614

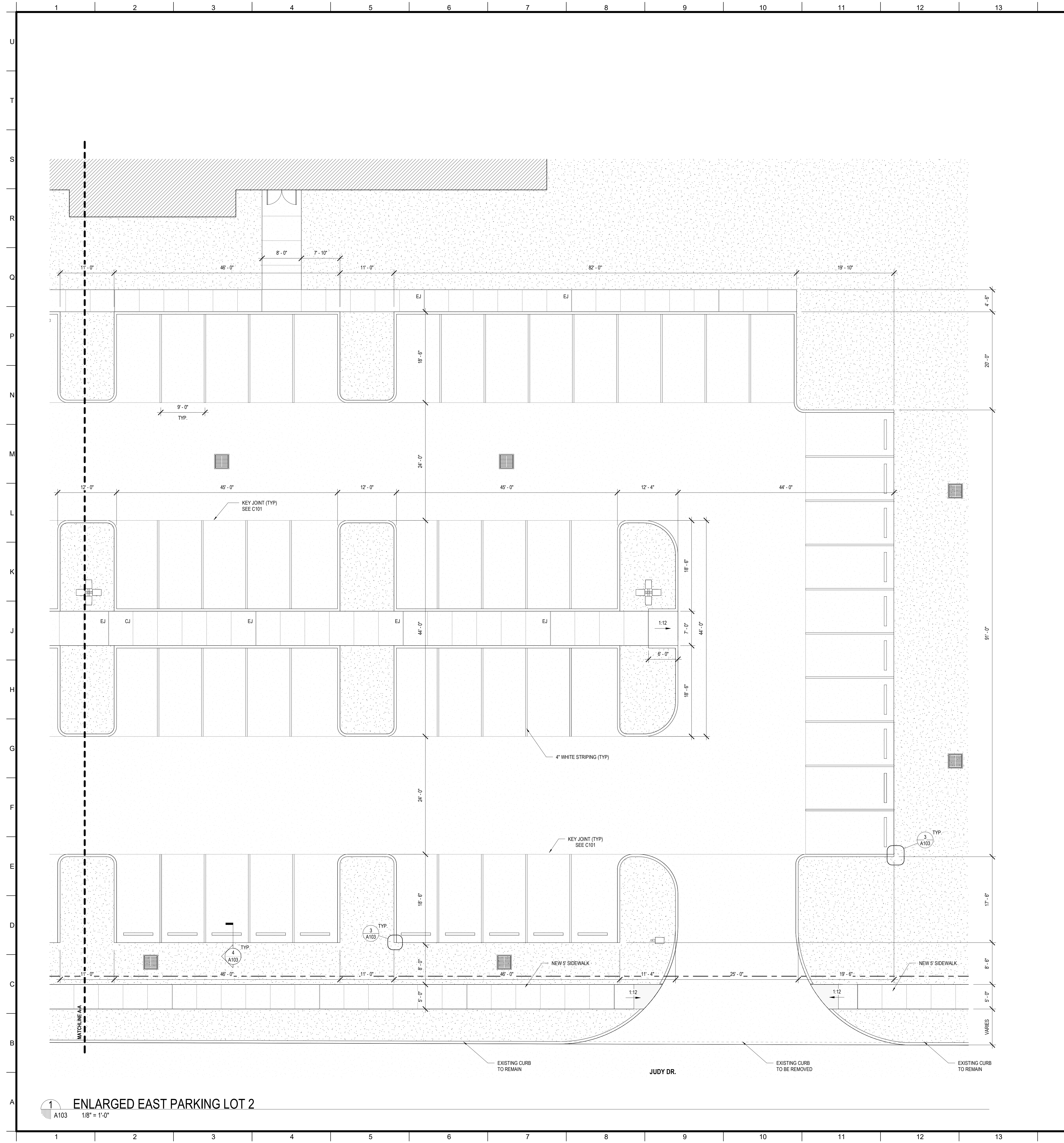
PROJECT TITLE

ST. BERNARD PARISH PUBLIC LIBRARY

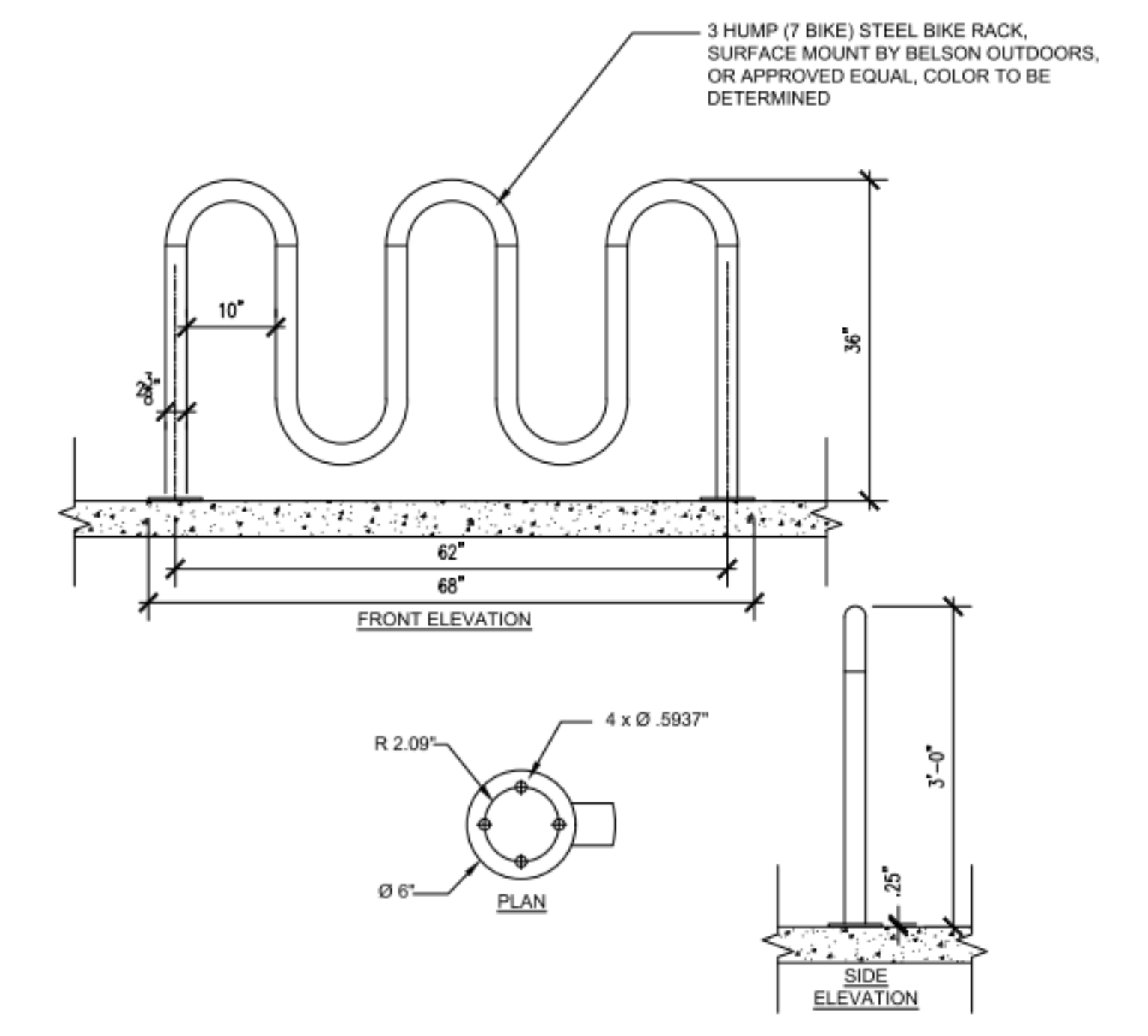
ST. BERNARD PARISH

100% CONSTRUCTION DOCUMENTS

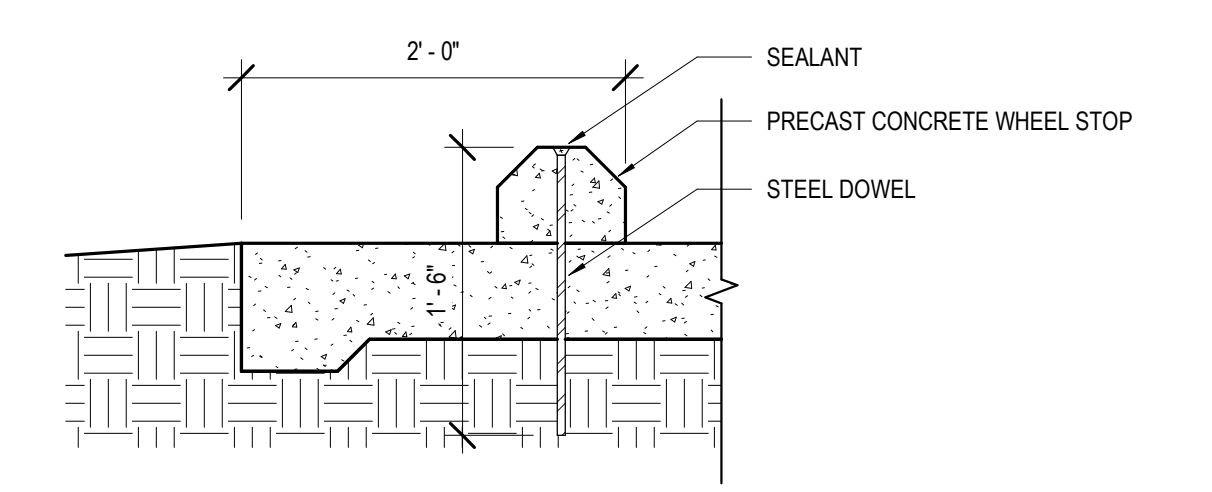
DESIGNED BY	MBA/ABM	CHECKED BY	PP
DRAWN BY	CF/RZ	DATE	12.20.2021
SHEET TITLE			
ENLARGED SITE PLANS			
PROJECT NO.	MBA - 11884	SHEET NO.	A102
	ABM - 201813		



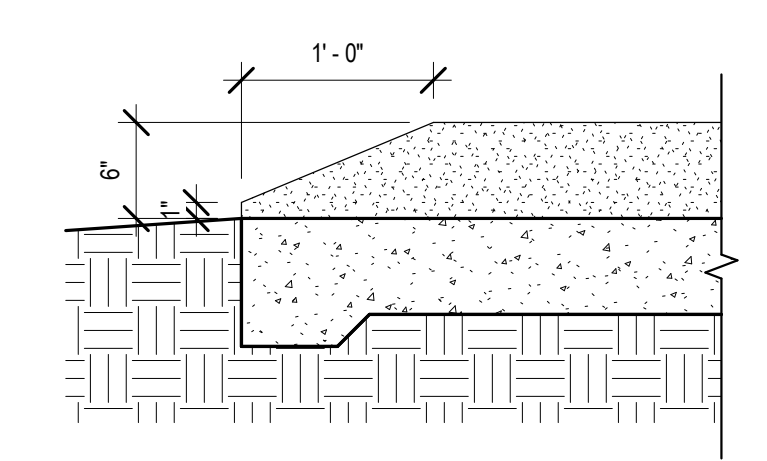
1 ENLARGED EAST PARKING LOT 2
A103 1/8" = 1'-0"



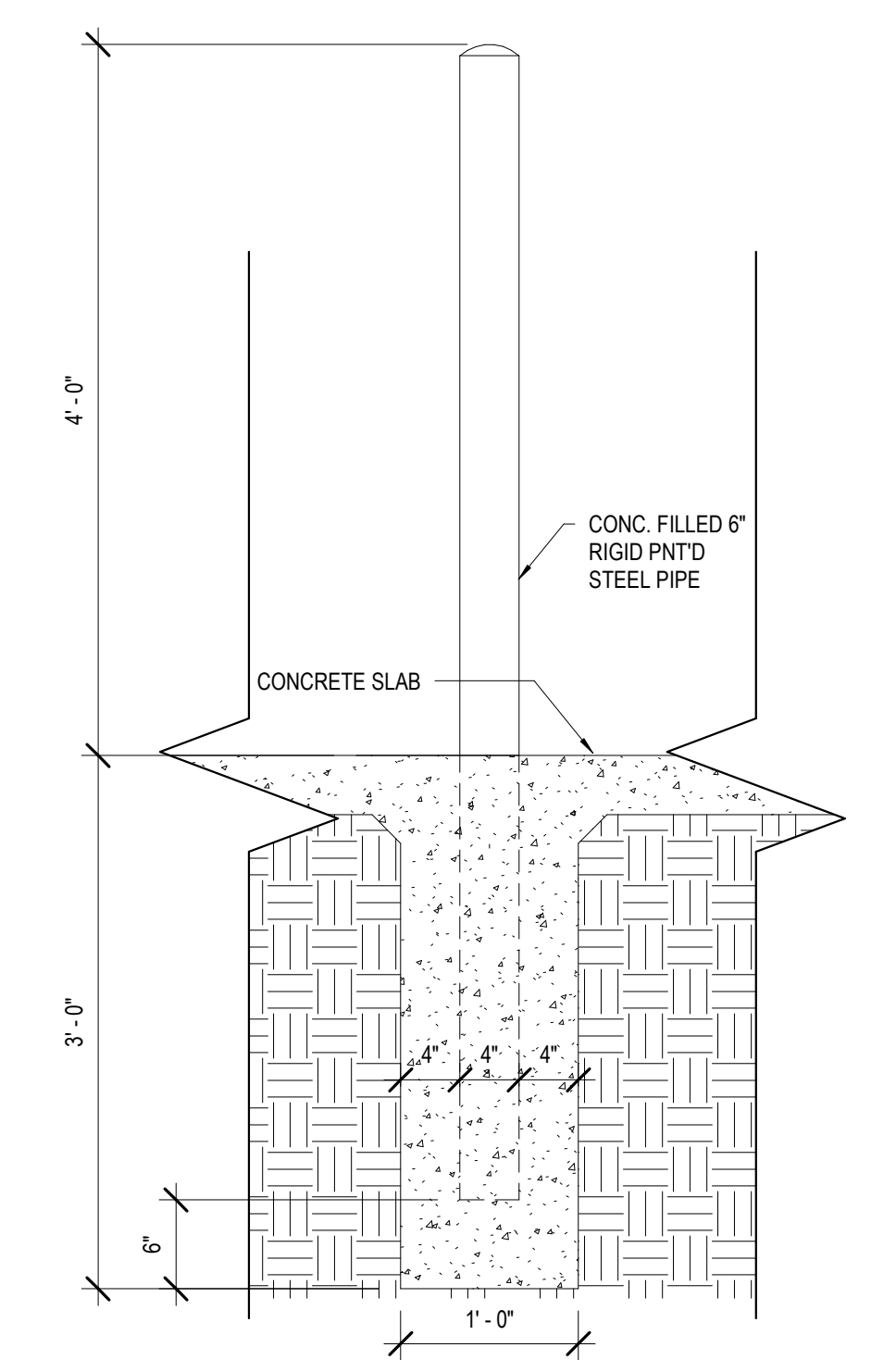
5 BICYCLE RACK DETAILS
A103



4 WHEEL STOP DETAIL
A103



3 CURB TERMINATION DETAIL
A103



2 BOLLARD / LIGHTED BOLLARD DETAIL
A103 1" = 1'-0"

MATERIALS KEYING/ GENERAL NOTES

No.	Description	Date

KEY PLAN



Mathes Brierre + /BM
ARCHITECTS + ARCHITECTS/BEAZLEYMOLIERE
A JOINT VENTURE
201 St. Charles Avenue, Forty First Floor
New Orleans, Louisiana 70170-4100
Voice: 504.586.9303 Fax: 504.582.1305
300 Heymann Blvd.
Lafayette, Louisiana 70503
337.233.0614

PROJECT TITLE

**ST. BERNARD
PARISH PUBLIC
LIBRARY**

ST. BERNARD PARISH

100% CONSTRUCTION DOCUMENTS

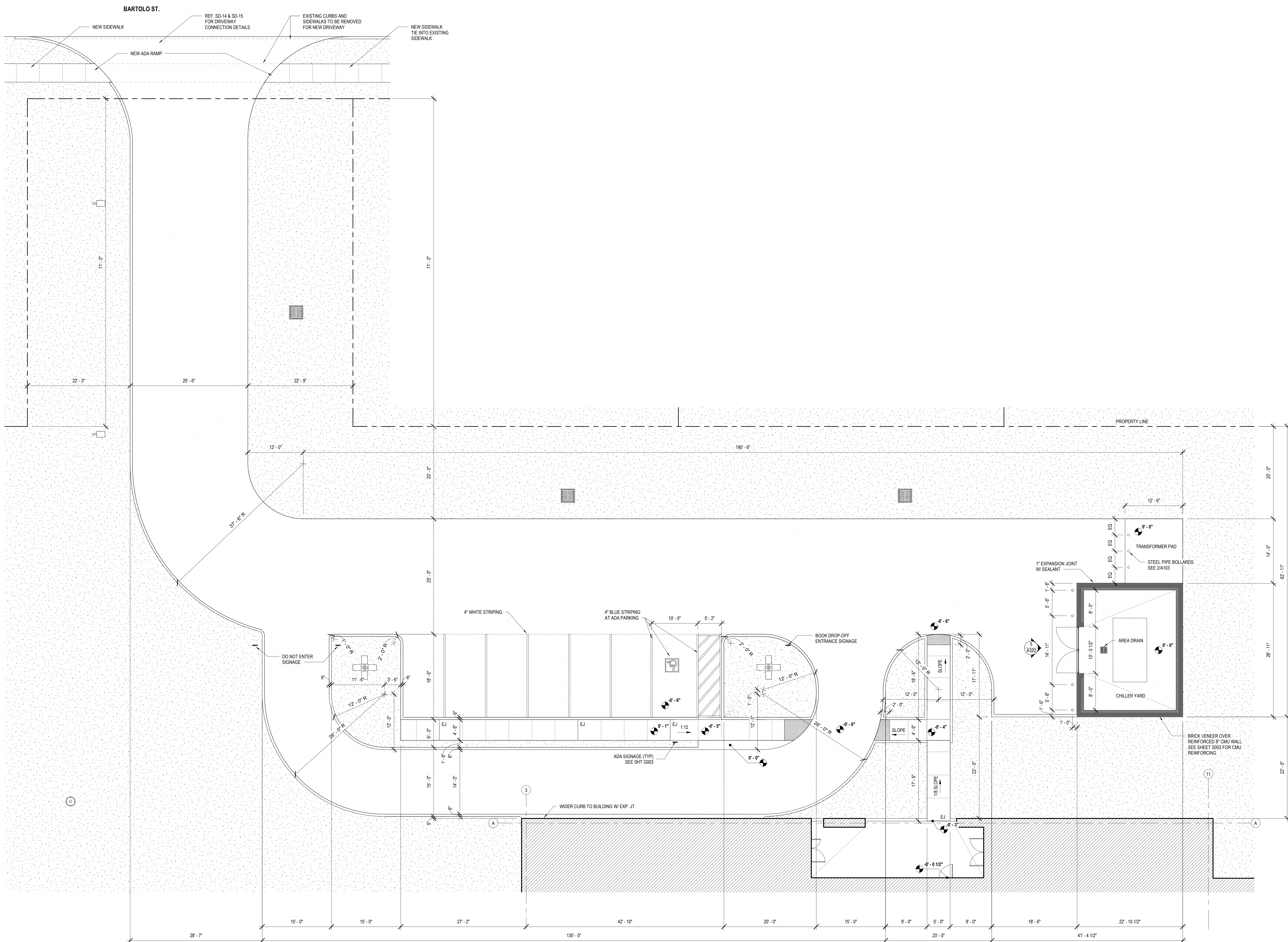
DESIGNED BY MBA/ABM CHECKED BY PP

DRAWN BY CF/RZ DATE 12.20.2021

SHEET TITLE ENLARGED SITE PLANS

PROJECT NO. SHEET NO.

MBA - 11884
ABM - 201813 **A103**



1 ENLARGED WEST PARKING LOT
A104 1/8" = 1'-0"

No.	Description	Date

KEY PLAN



Mathes Brierre + MBM
ARCHITECTS ARCHITECTS BEAZLEY-MOULIERE
A JOINT VENTURE
201 St. Charles Avenue, Forty First Floor
New Orleans, Louisiana 70170-4100
Voice: 504-586-9303 Fax: 504-582-1305
300 Heymann Blvd.
Lafayette, Louisiana 70503
337.233.0614

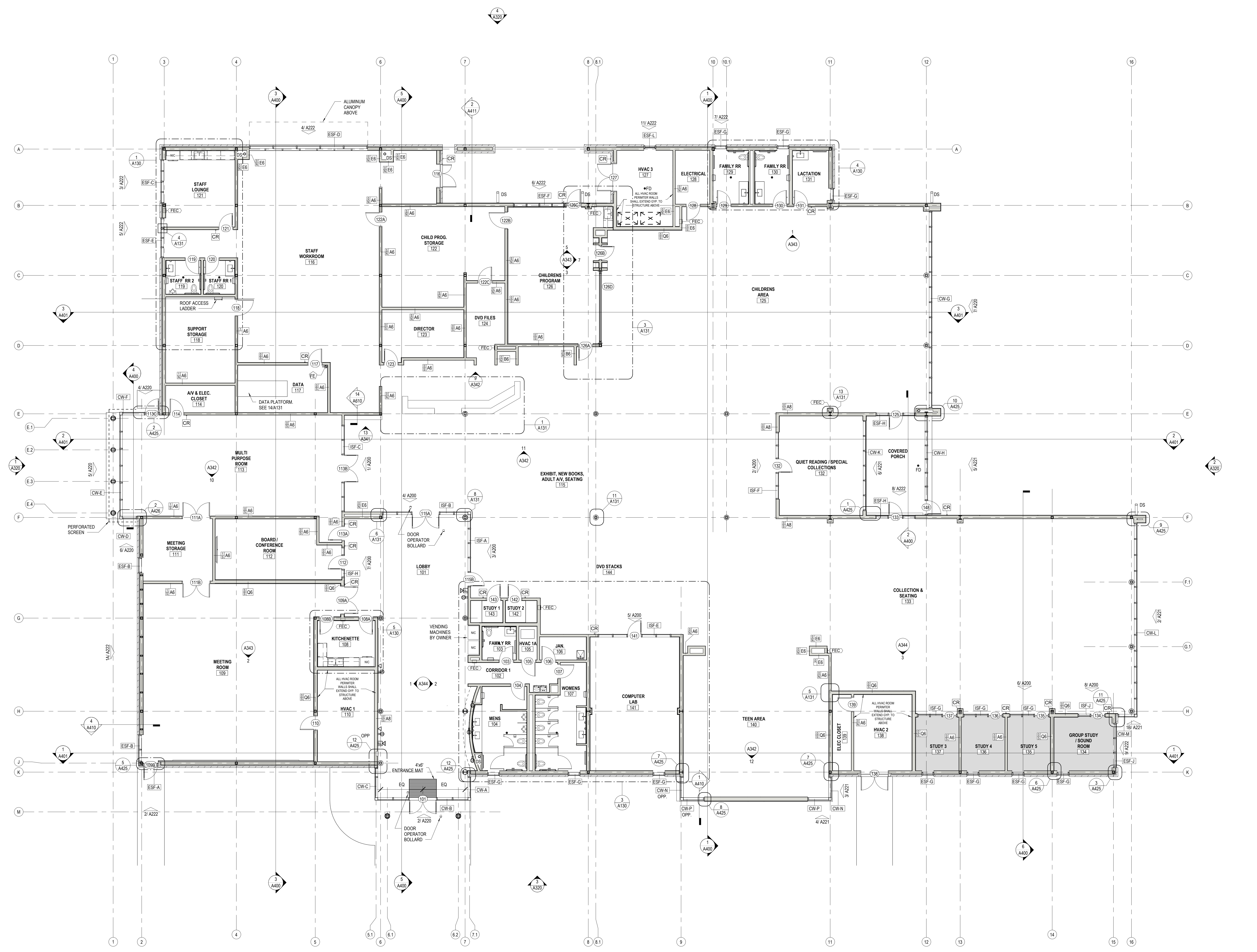
PROJECT TITLE

ST. BERNARD PARISH PUBLIC LIBRARY

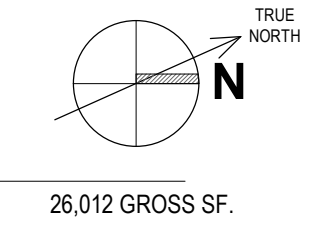
ST. BERNARD PARISH

100% CONSTRUCTION DOCUMENTS

DESIGNED BY	MBA/ABM	CHECKED BY	PP
DRAWN BY	CF/RZ	DATE	12.20.2021
SHEET TITLE ENLARGED SITE PLANS			
PROJECT NO.	MBA - 11884	SHEET NO.	A104
	ABM - 201813		



FLOOR PLAN
1/8" = 1'-0"



26,012 GROSS SF.

No.	Description	Date

KEY PLAN

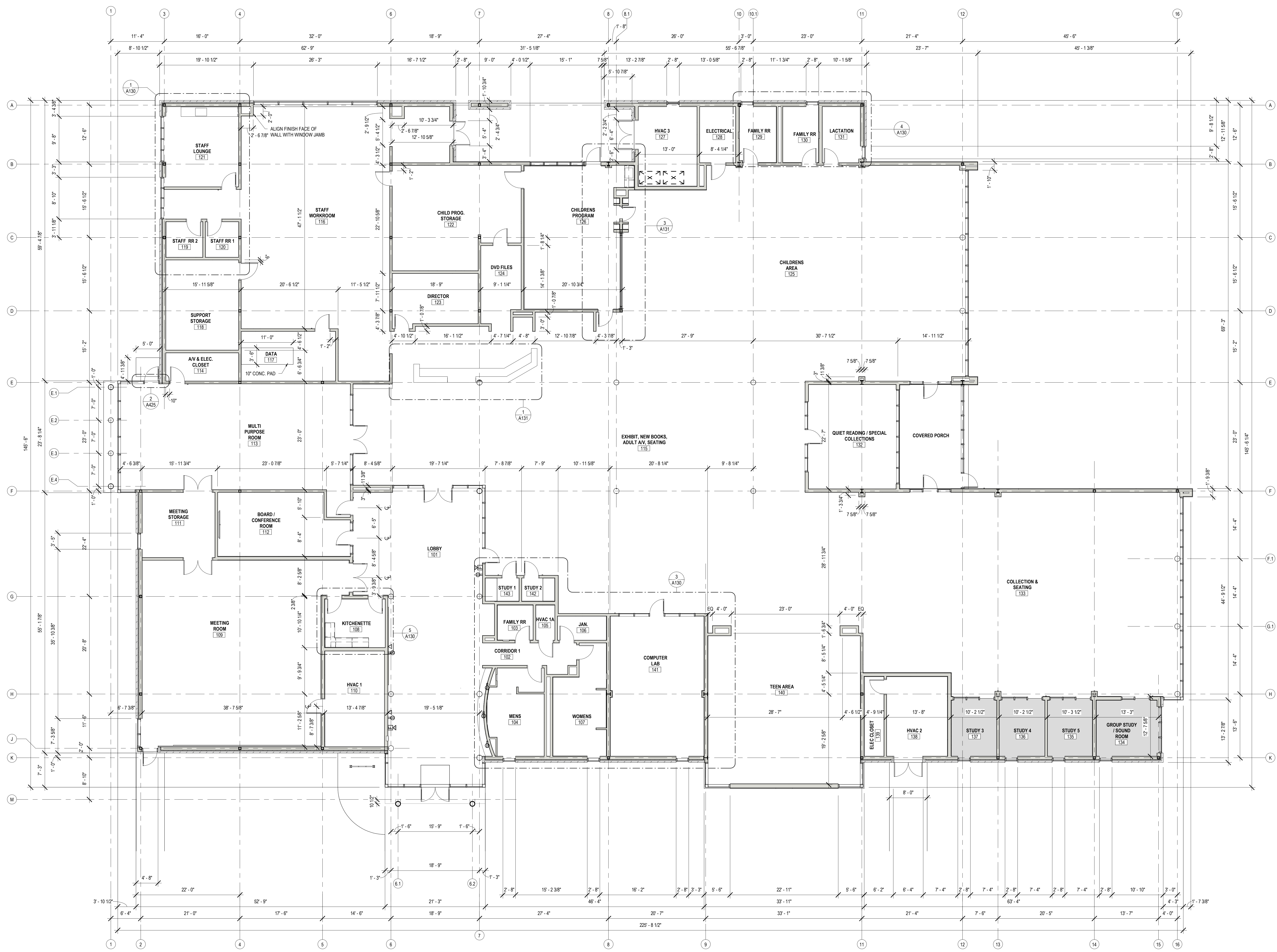


Mathes Brierre + Beazley Moliere
ARCHITECTS ARCHITECTS
A JOINT VENTURE
201 St. Charles Avenue, Forty First Floor
New Orleans, Louisiana 70170-4100
Voice: 504.586.9303 Fax: 504.582.1305
300 Heymann Blvd.
Lafayette, Louisiana 70503
337.233.0614

PROJECT TITLE

ST. BERNARD PARISH PUBLIC LIBRARY
ST. BERNARD PARISH
100% CONSTRUCTION DOCUMENTS

DESIGNED BY	MBA/ABM	CHECKED BY	PP
DRAWN BY	CF/RZ	DATE	12.20.2021
SHEET TITLE FLOOR PLAN			
PROJECT NO.	MBA - 11884	SHEET NO.	A110
	ABM - 201813		



1 FLOOR PLAN - DIMENSION PLAN
1/8" = 1'-0"

No.	Description	Date

KEY PLAN

Mathes Brierre + **BM**
ARCHITECTS ARCHITECTS
A JOINT VENTURE

201 St. Charles Avenue, Forty First Floor
New Orleans, Louisiana 70170-4100
Voice: 504.586.9303 Fax: 504.582.1305

300 Heymann Blvd.
Lafayette, Louisiana 70503
337.233.0614

PROJECT TITLE

ST. BERNARD PARISH PUBLIC LIBRARY

ST. BERNARD PARISH

100% CONSTRUCTION DOCUMENTS

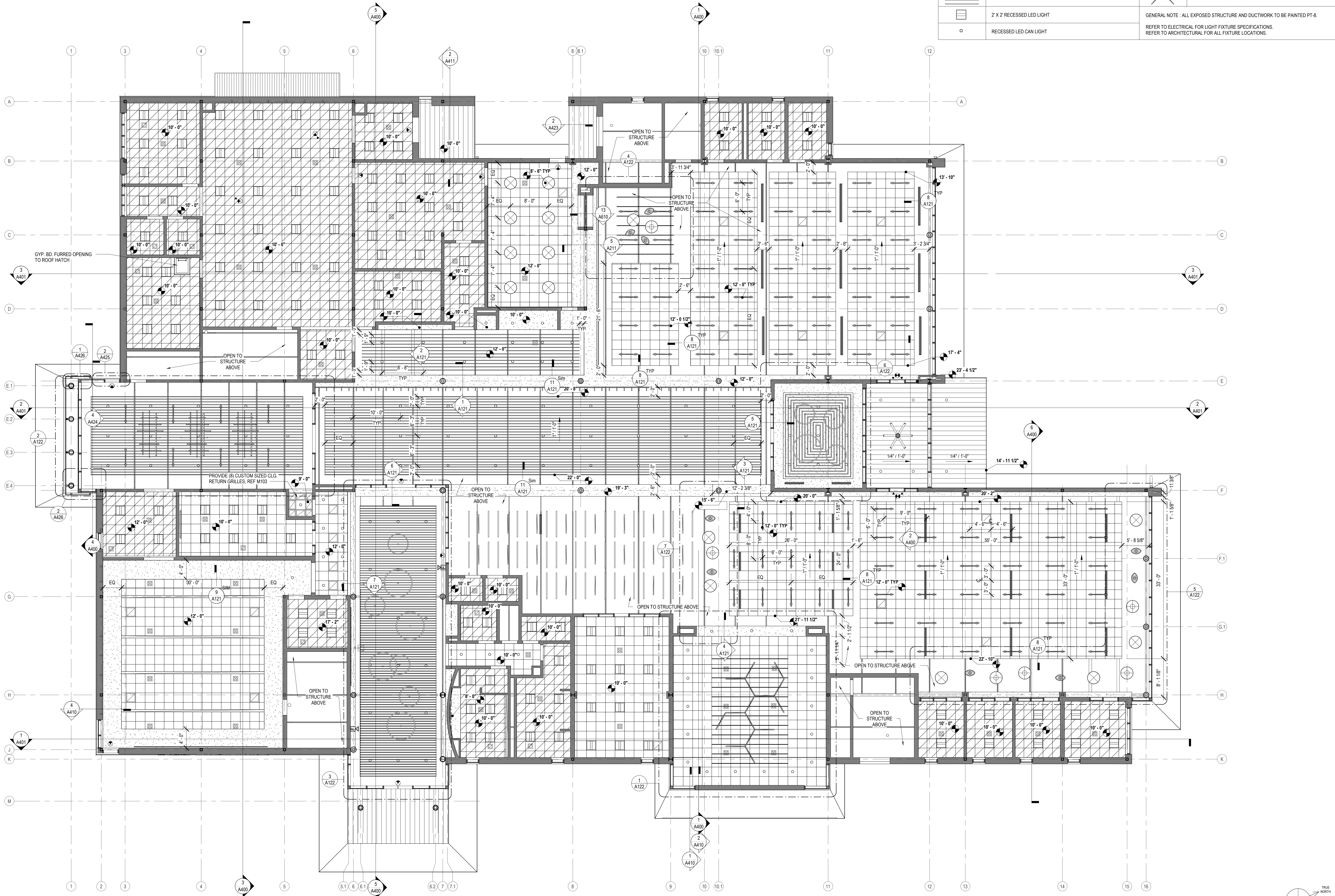
DESIGNED BY	MBA/ABM	CHECKED BY	PP
DRAWN BY	CF/RZ	DATE	12.20.2021
SHEET TITLE FLOOR PLAN - DIMENSIONS			
PROJECT NO.	MBA - 11884	SHEET NO.	A111
	ABM - 201813		

REFLECTED CEILING PLAN LEGEND (SEE FINISH SCHEDULE ON A600 FOR BAFFLE AND CEILING TYPES)

	BF-4, WOOD-LOOK ACOUSTIC BAFFLE CEILING PANEL		RECESSED LED LINEAR LIGHT
	C-1, NOTE USED		ACOUSTIC PENDANT LIGHTING : BF-5 - Frasch Spoke Light (Rectangle)
	C-2, ACOUSTIC CEILING PANEL		ACOUSTIC PENDANT LIGHTING : BF-6 - Frasch Spoke Light (Circle)
	C-3, ACOUSTIC CEILING PANEL		ACOUSTIC PENDANT LIGHTING : BF-7 - Frasch Teardrop 11"
	C-4, PAINTED GYP CEILING		LED PENDANT LIGHTING
	EXPOSED CEILING		LED PENDANT LIGHTING
	BF-1, BF-2, BF-3, ACOUSTIC CEILING BAFFLE, REF TO PLAN FOR TYPE		LED PENDANT LIGHTING
	2 X 2 RECESSED LED LIGHT		LED PENDANT LIGHTING
	RECESSED LED CAN LIGHT		LED PENDANT LIGHTING


GENERAL NOTE : ALL EXPOSED STRUCTURE AND DUCTWORK TO BE PAINTED PF-8.
REFER TO ELECTRICAL FOR LIGHT FIXTURE SPECIFICATIONS.
REFER TO ARCHITECTURAL FOR ALL FIXTURE LOCATIONS.

MATERIALS KEYING/ GENERAL NOTES



1 FIRST FLOOR - REFLECTED CEILING PLAN
A120 1/8" = 1'-0"

No.	Description	Date



Mathes Brierre + **BM**
ARCHITECTS ARCHITECTS
A JOINT VENTURE

201 St. Charles Avenue, Forty First Floor
New Orleans, Louisiana 70170-4100
Voice: 504.586.9303 Fax: 504.582.1305

300 Heymann Blvd.
Lafayette, Louisiana 70503
337.233.0614

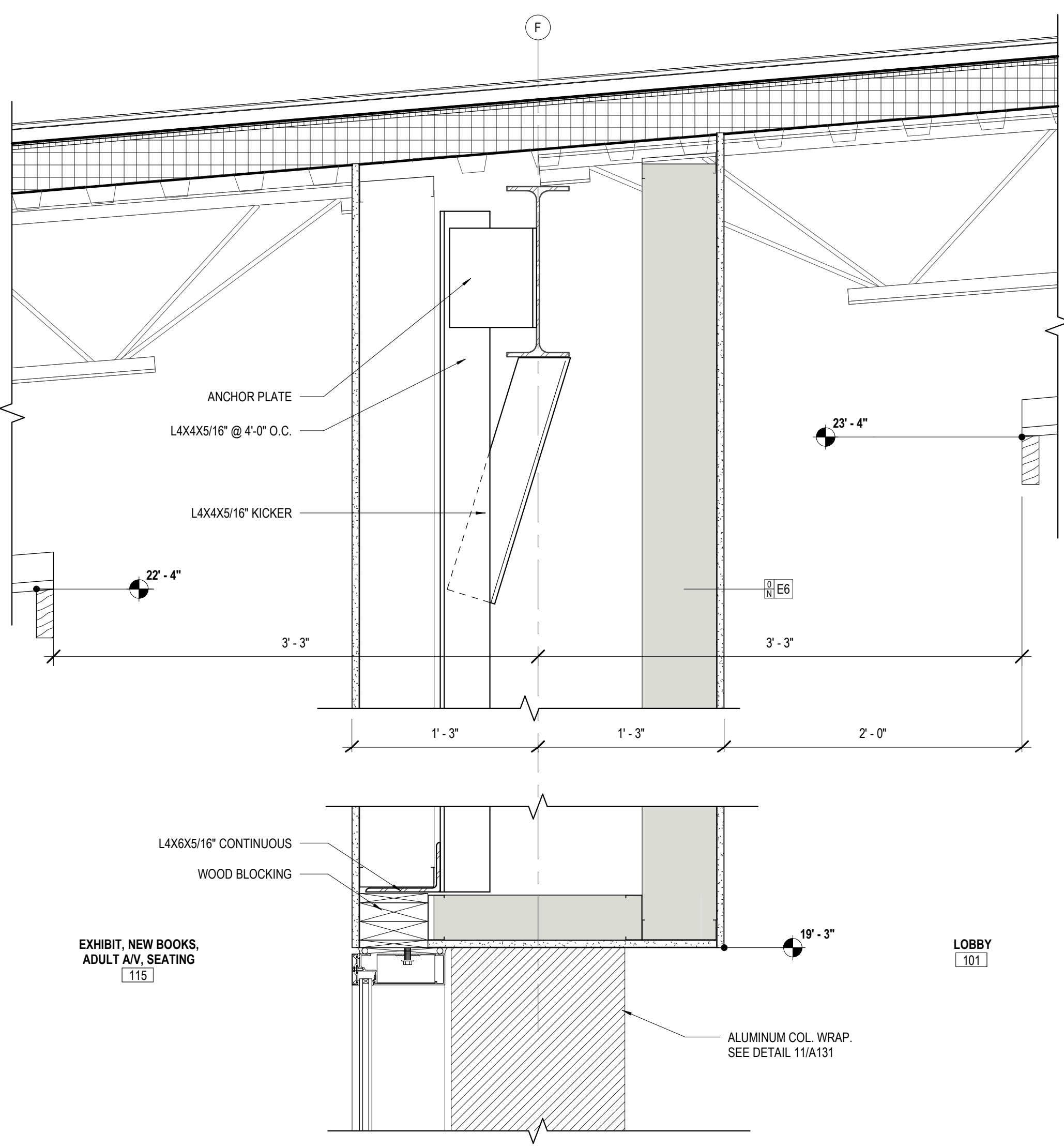
PROJECT TITLE

**ST. BERNARD
PARISH PUBLIC
LIBRARY**

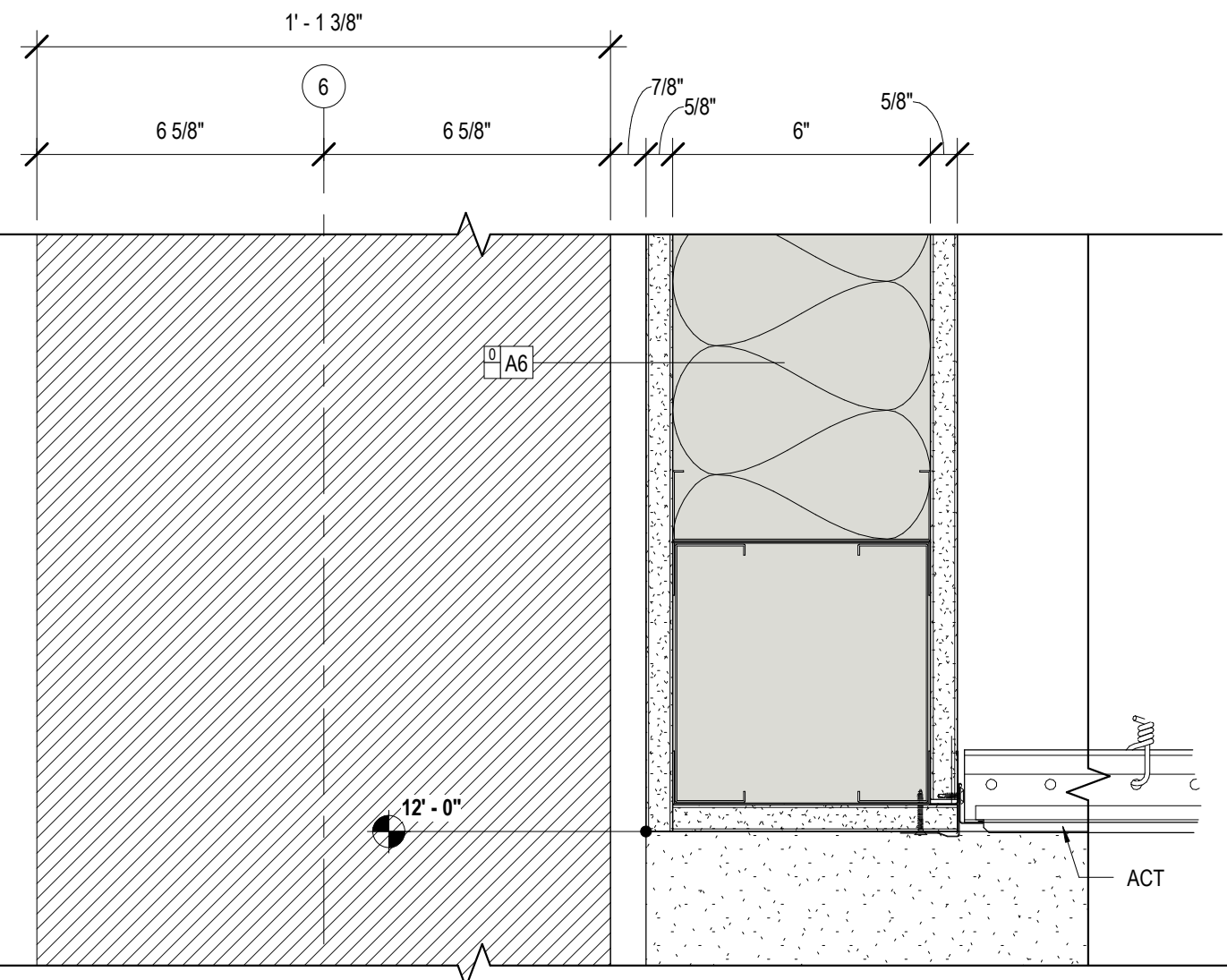
ST. BERNARD PARISH

100% CONSTRUCTION DOCUMENTS

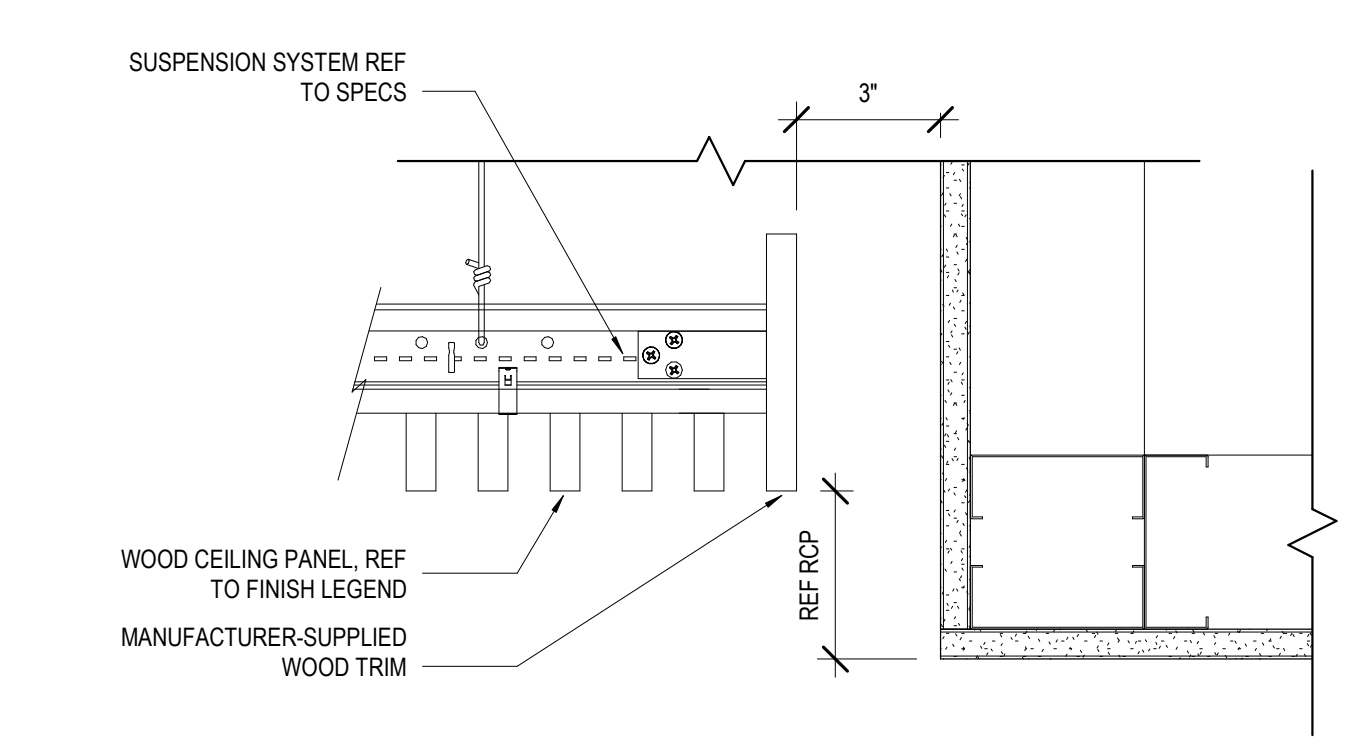
DESIGNED BY	MBA/ABM	CHECKED BY	PP
DRAWN BY	CF/F/RZ	DATE	12.20.2021
SHEET TITLE REFLECTED CEILING PLAN			
PROJECT NO.	MBA - 11884	SHEET NO.	A120
	ABM - 201813		



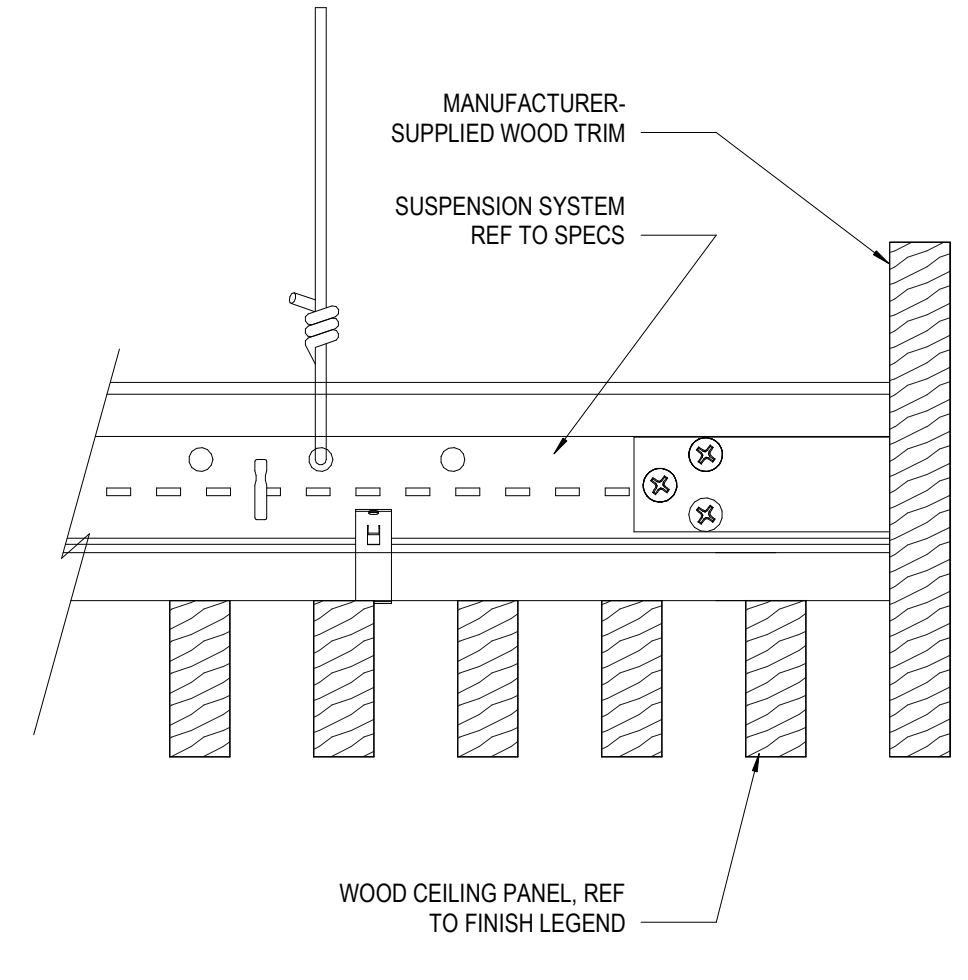
9 DTL @ ACT TO GB CLG.
A121 3\"/>



7 CLG DTL - CL G
A121 3\"/>

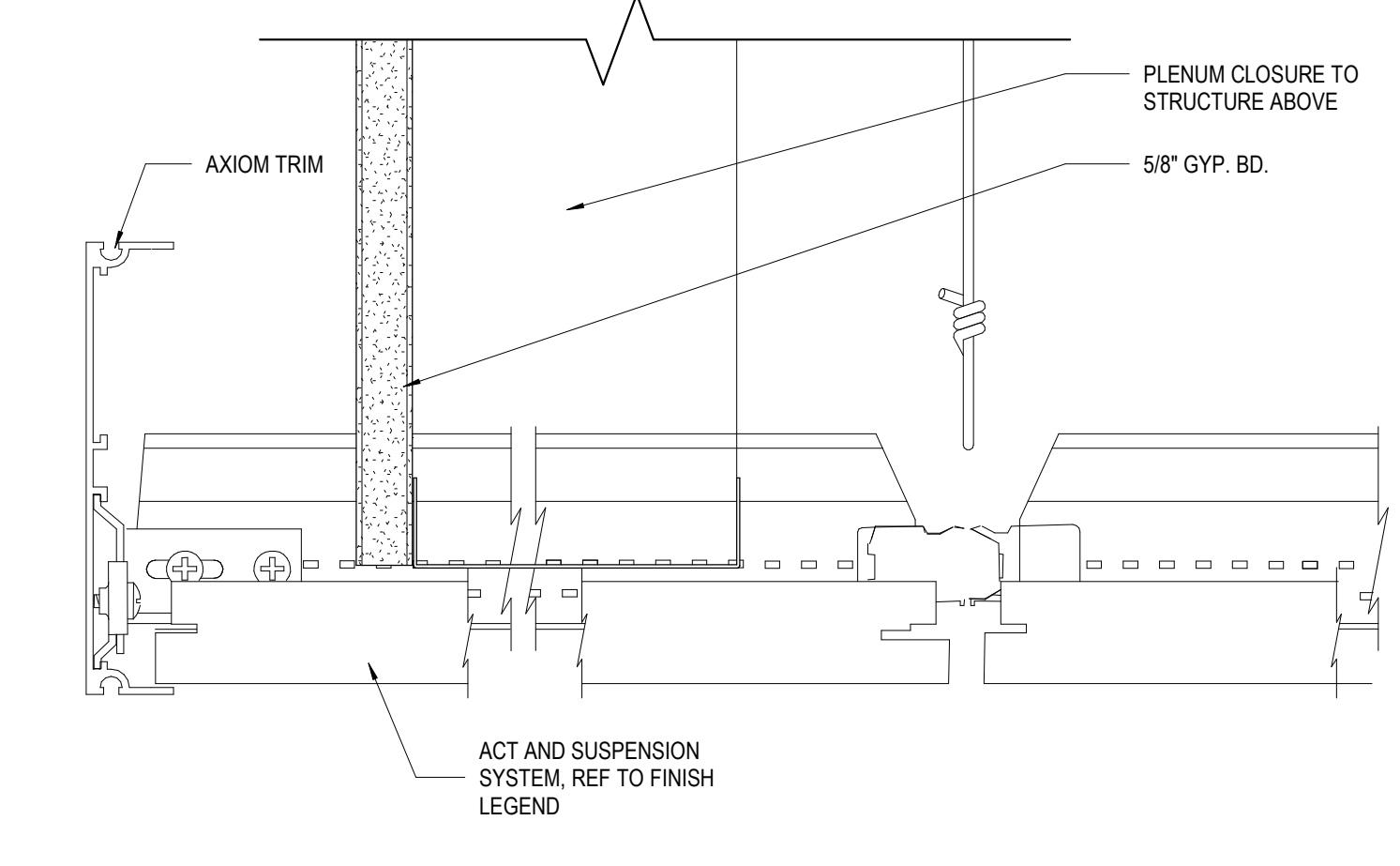


10 CEILING DETAIL @ WOOD CEILING
A121 3\"/>

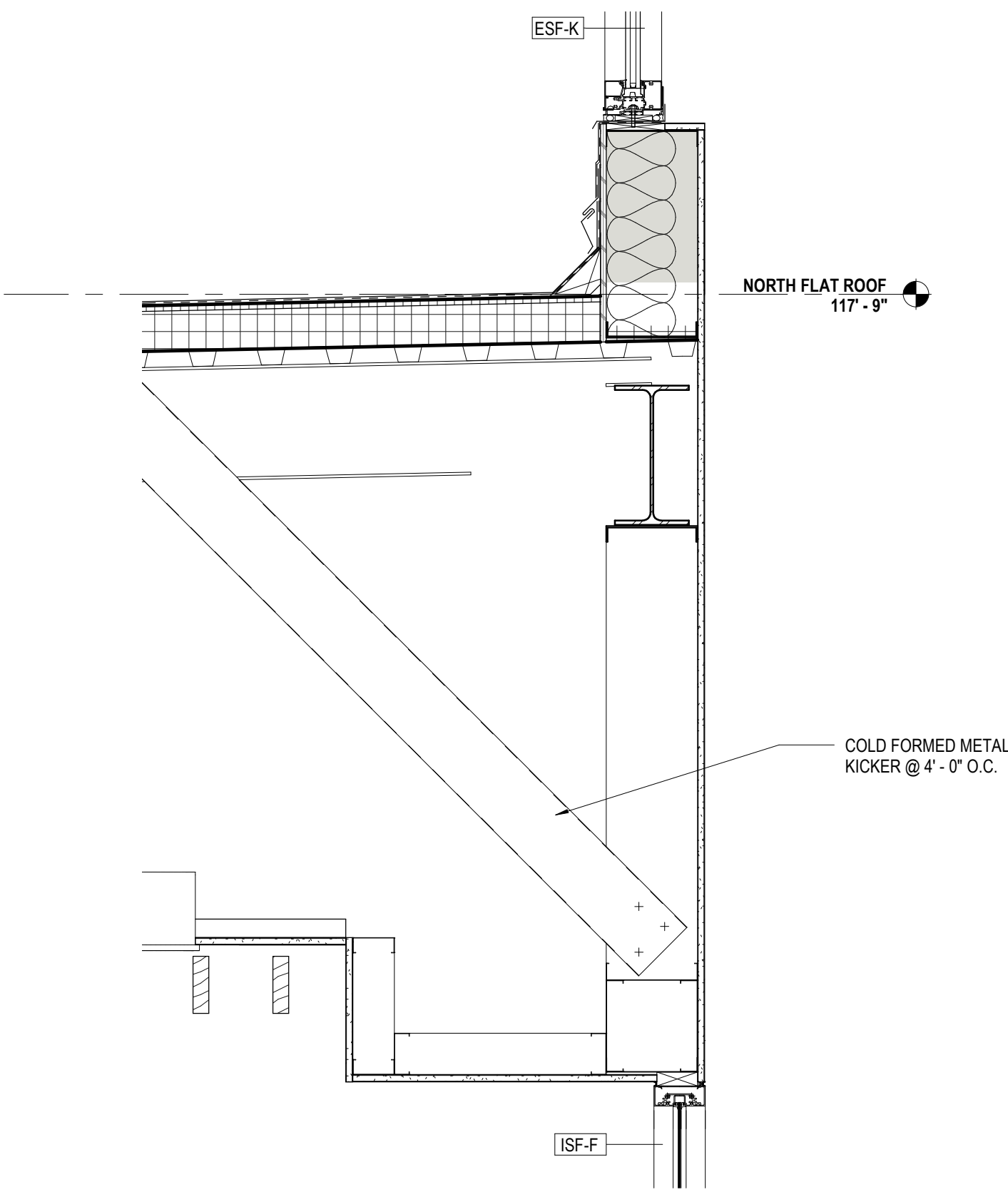


11 CEILING DTL. @ WOOD CEILING
A121 6\"/>

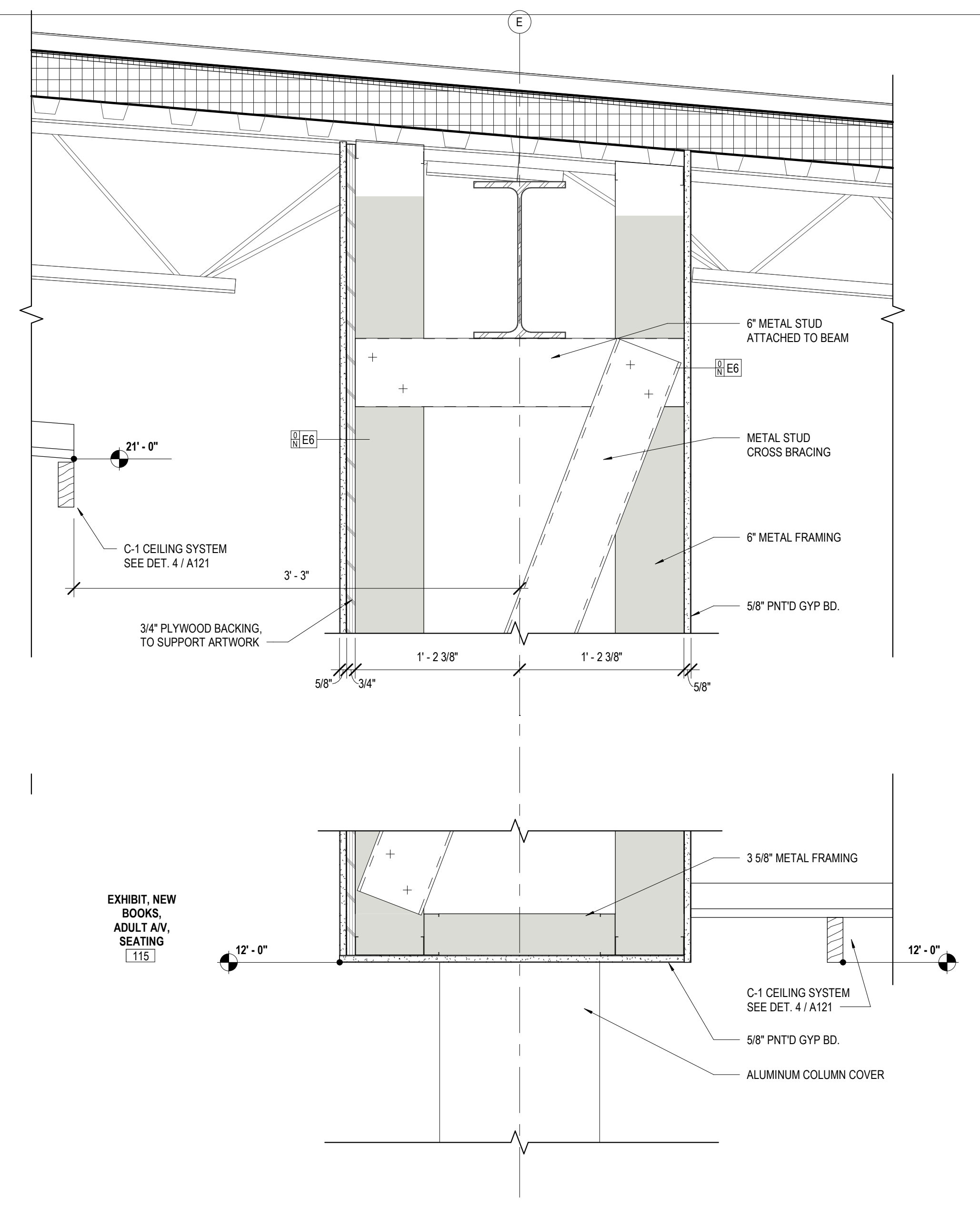
6 CLG DTL - CL F
A121 1 1/2\"/>



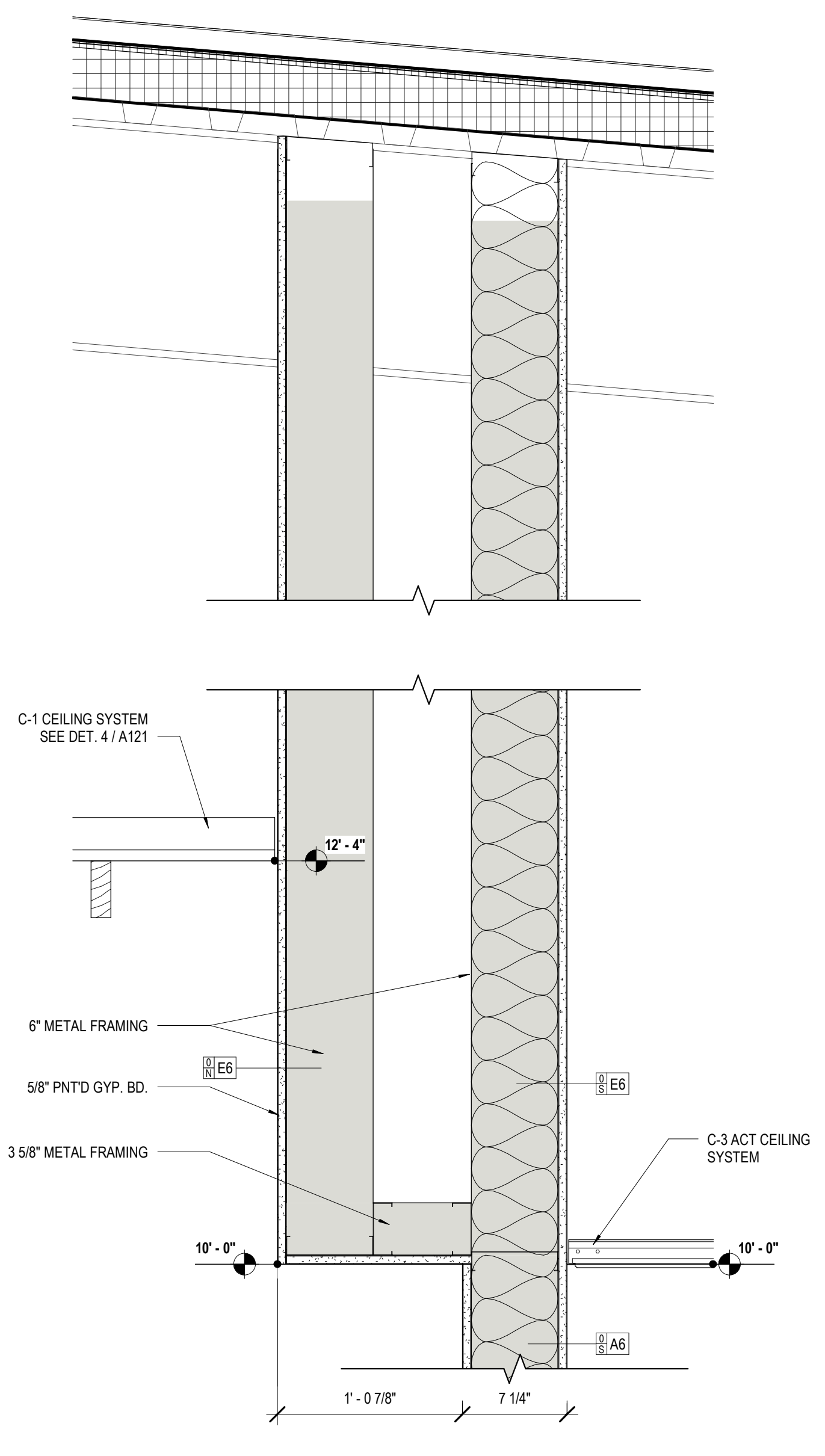
8 CEILING DETAIL @ ACT CEILING
A121 6\"/>



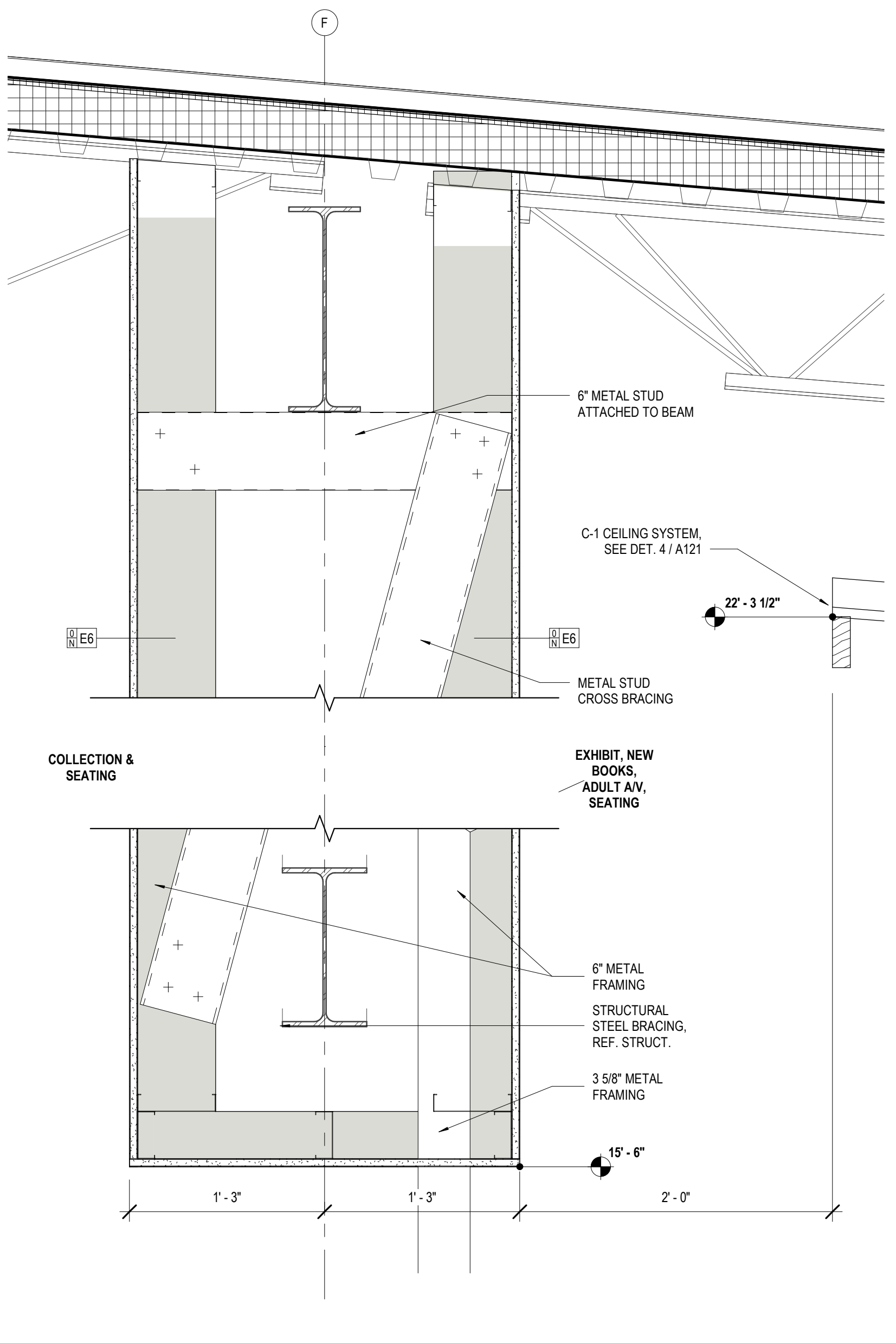
5 CLG DTL - QUIET READING ROOM
A121 1\"/>



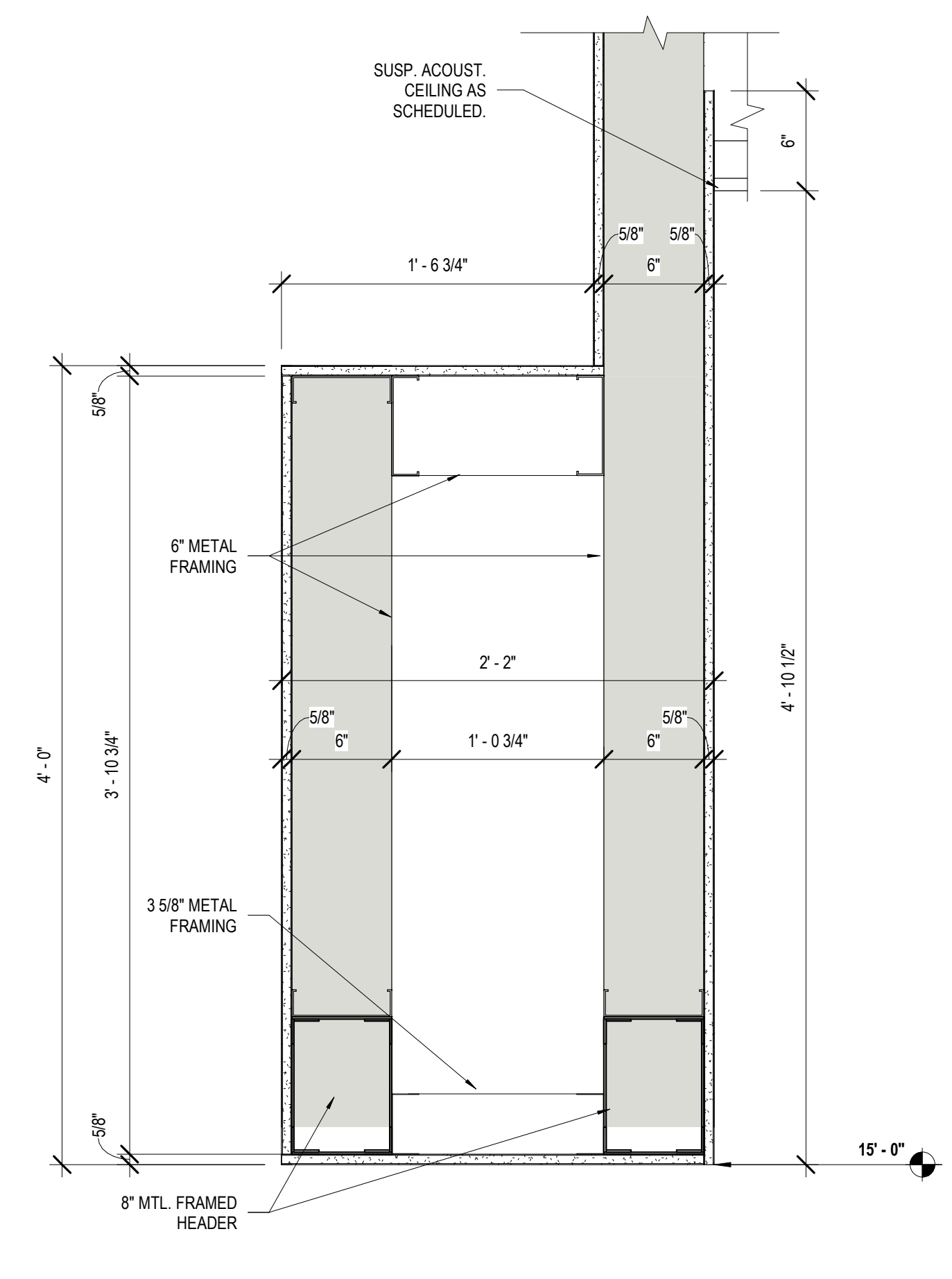
1 CLG DTL - CL E
A121 1 1/2\"/>



2 CLG DTL - CHECK OUT
A121 1 1/2\"/>



3 CLG DTL - 2
A121 1 1/2\"/>



4 TEEN AREA SECTION DETAIL
A121

No.	Description	Date

KEY PLAN



Mathes Brierre + **BM**
ARCHITECTS ARCHITECTS
A JOINT VENTURE
201 St. Charles Avenue, Forty First Floor
New Orleans, Louisiana 70170-4100
Voice: 504.586.9303 Fax: 504.582.1305
300 Heymann Blvd.
Lafayette, Louisiana 70503
337.233.0614

PROJECT TITLE

ST. BERNARD PARISH PUBLIC LIBRARY

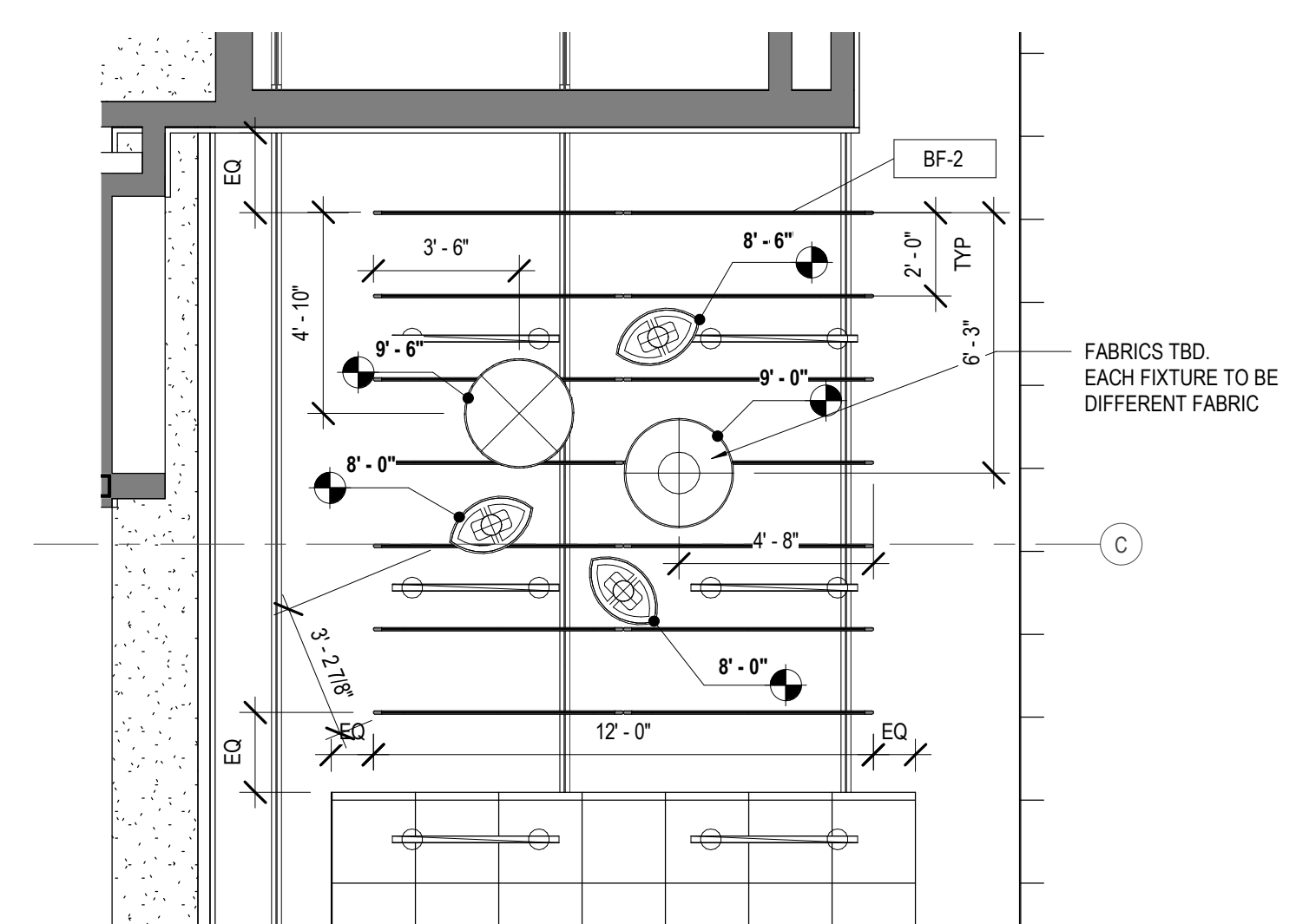
ST. BERNARD PARISH

100% CONSTRUCTION DOCUMENTS

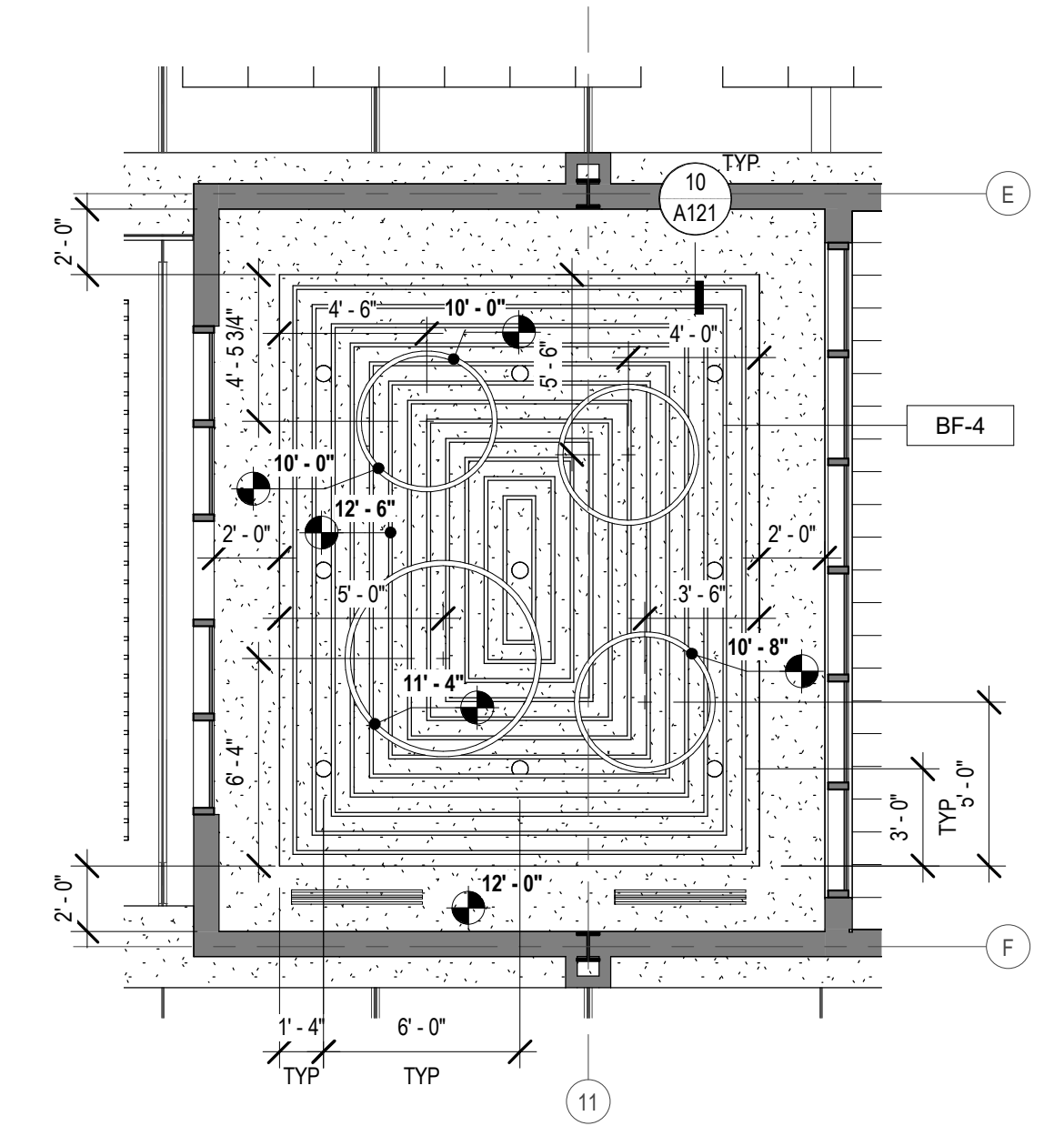
DESIGNED BY	MBA/ABM	CHECKED BY	PP
DRAWN BY	CF/FA/RZ	DATE	12.20.2021
SHEET TITLE CEILING DETAILS			
PROJECT NO.	MBA - 11884	SHEET NO.	A121
	ABM - 201813		

REFLECTED CEILING PLAN LEGEND (SEE FINISH SCHEDULE ON A600 FOR BAFFLE AND CEILING TYPES)	
	BF-4, WOOD-LOOK ACOUSTIC BAFFLE CEILING PANEL
	C-1, NOTE USED
	C-2, ACOUSTIC CEILING PANEL
	C-3, ACOUSTIC CEILING PANEL
	C-4, PAINTED GYP CEILING
	EXPOSED CEILING
	BF-1, BF-2, BF-3, ACOUSTIC CEILING BAFFLE, REF TO PLAN FOR TYPE
	2 X 2 RECESSED LED LIGHT
	RECESSED LED CAN LIGHT
	RECESSED LED LINEAR LIGHT
	ACOUSTIC PENDANT LIGHTING : BF-5 - Frasch Spoke Light (Rectangle)
	ACOUSTIC PENDANT LIGHTING : BF-6 - Frasch Spoke Light (Circle)
	ACOUSTIC PENDANT LIGHTING : BF-7 - Frasch Teardrop 11"
	LED PENDANT LIGHTING
	LED PENDANT LIGHTING
	LED PENDANT LIGHTING
GENERAL NOTE : ALL EXPOSED STRUCTURE AND DUCTWORK TO BE PAINTED PT-8. REFER TO ELECTRICAL FOR LIGHT FIXTURE SPECIFICATIONS. REFER TO ARCHITECTURAL FOR ALL FIXTURE LOCATIONS.	

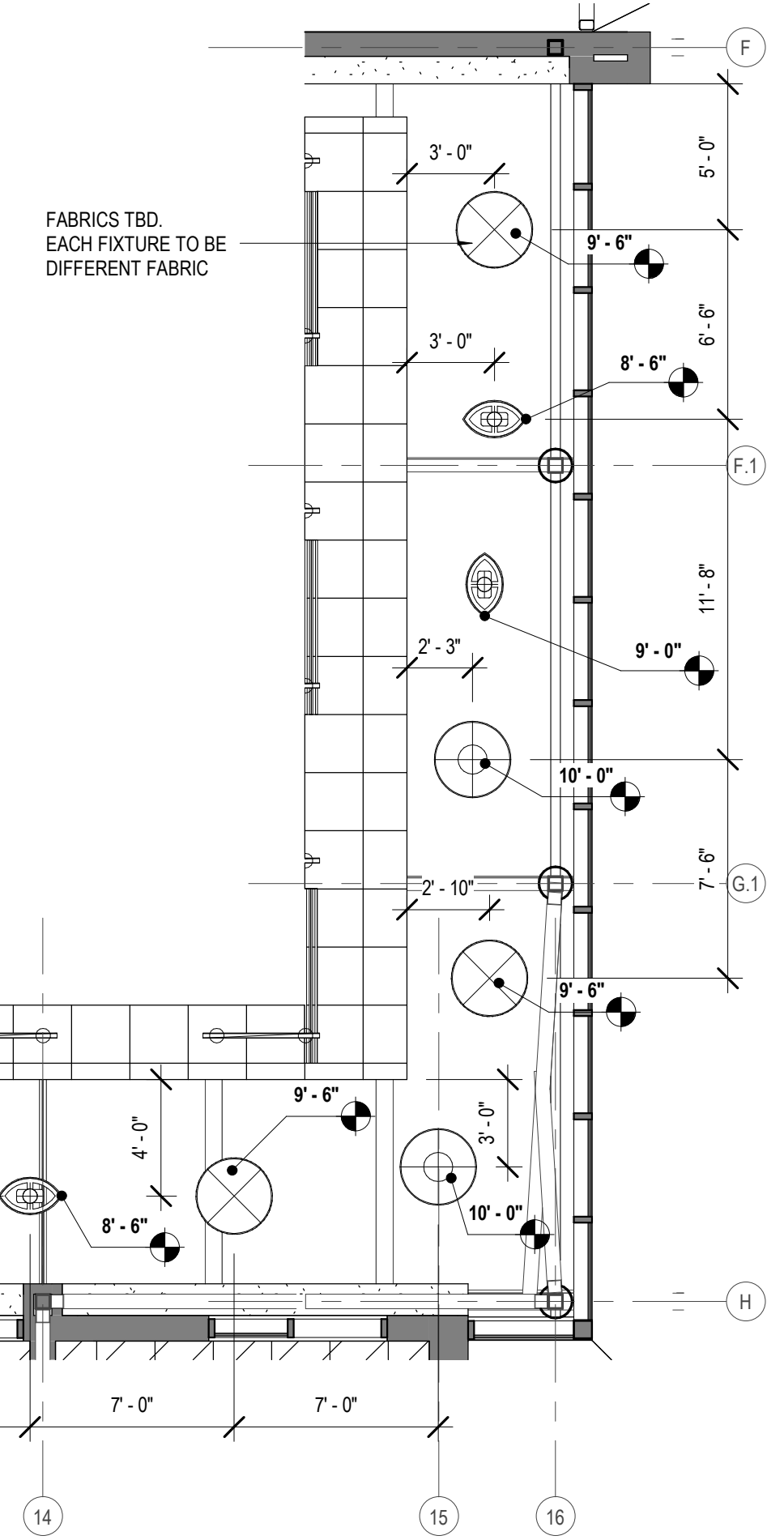
MATERIALS KEYING/ GENERAL NOTES



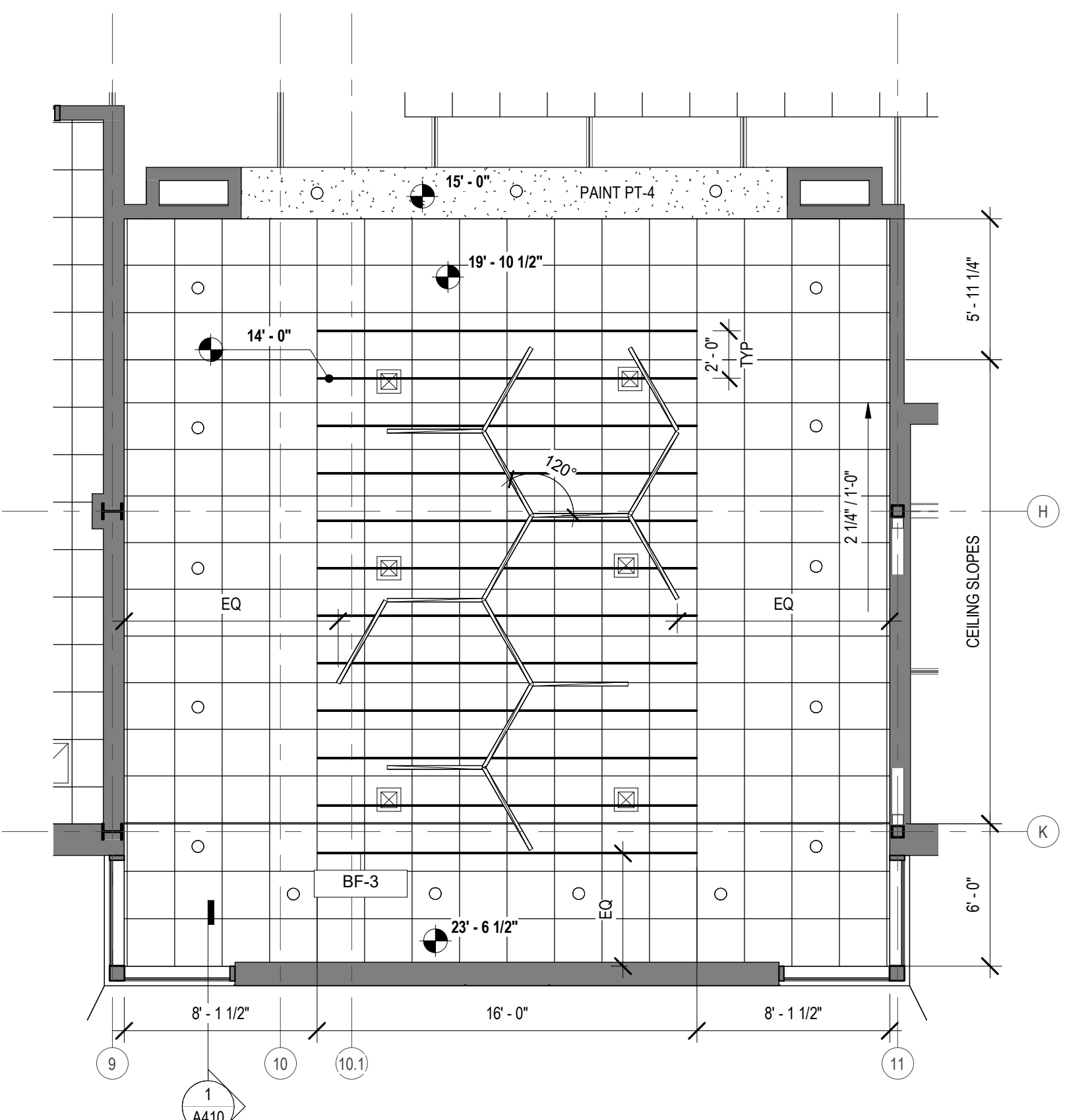
4 ENLARGED REFLECTED CEILING PLAN
A122 3/16" = 1'-0"



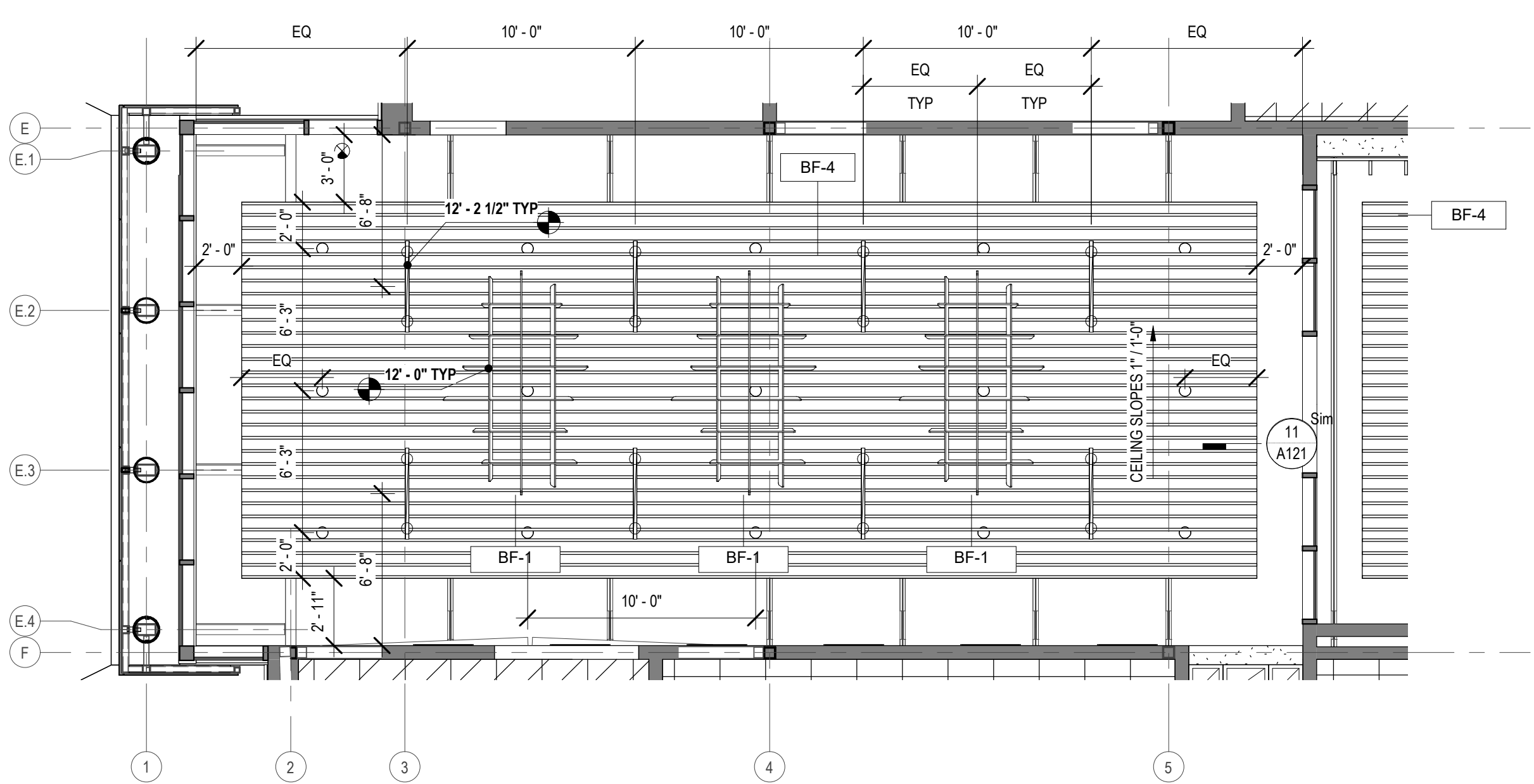
6 ENLARGED REFLECTED CEILING PLAN
A122 3/16" = 1'-0"



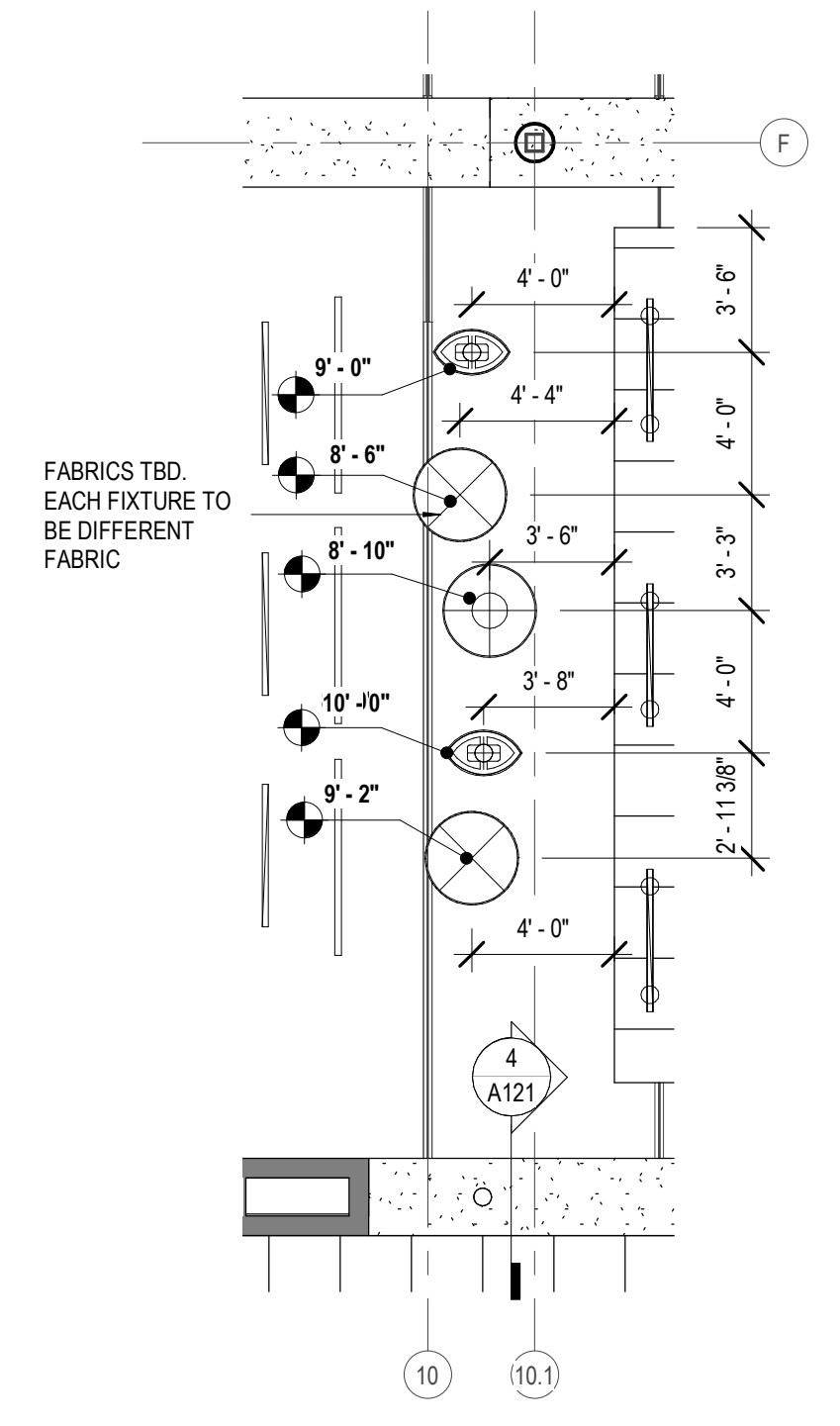
5 ENLARGED REFLECTED CEILING PLAN
A122 3/16" = 1'-0"



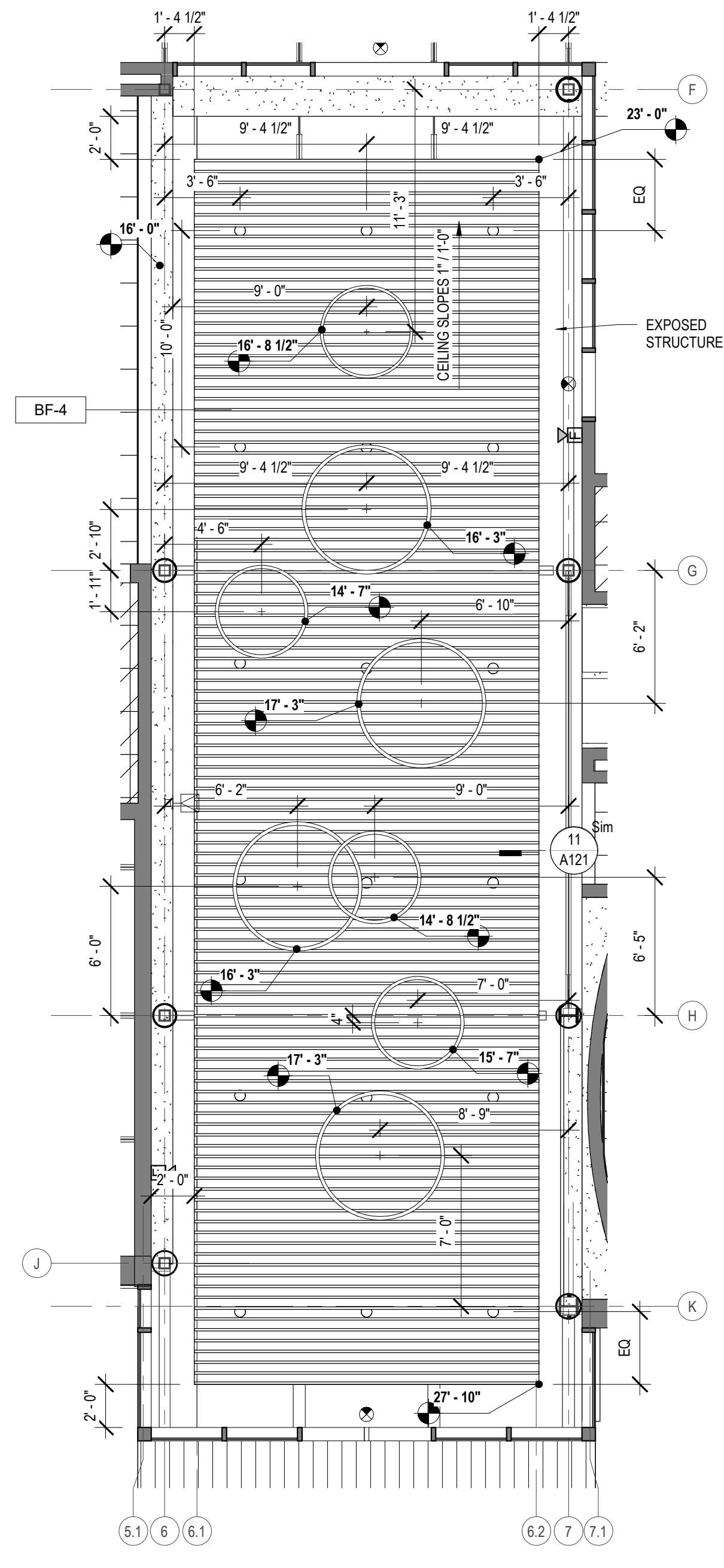
1 ENLARGED REFLECTED CEILING PLAN
A122 3/16" = 1'-0"



2 ENLARGED REFLECTED CEILING PLAN
A122 3/16" = 1'-0"




7 ENLARGED REFLECTED CEILING PLAN
A122 3/16" = 1'-0"



3 ENLARGED REFLECTED CEILING PLAN
A122 3/16" = 1'-0"

No.	Description	Date



Mathes Brierre + **BM**
ARCHITECTS ARCHITECTS BEAZLEY MOIERE
A JOINT VENTURE

201 St. Charles Avenue, Forty First Floor
New Orleans, Louisiana 70170-4100
Voice: 504.586.9303 Fax: 504.582.1305

300 Heymann Blvd.
Lafayette, Louisiana 70503
337.233.0614

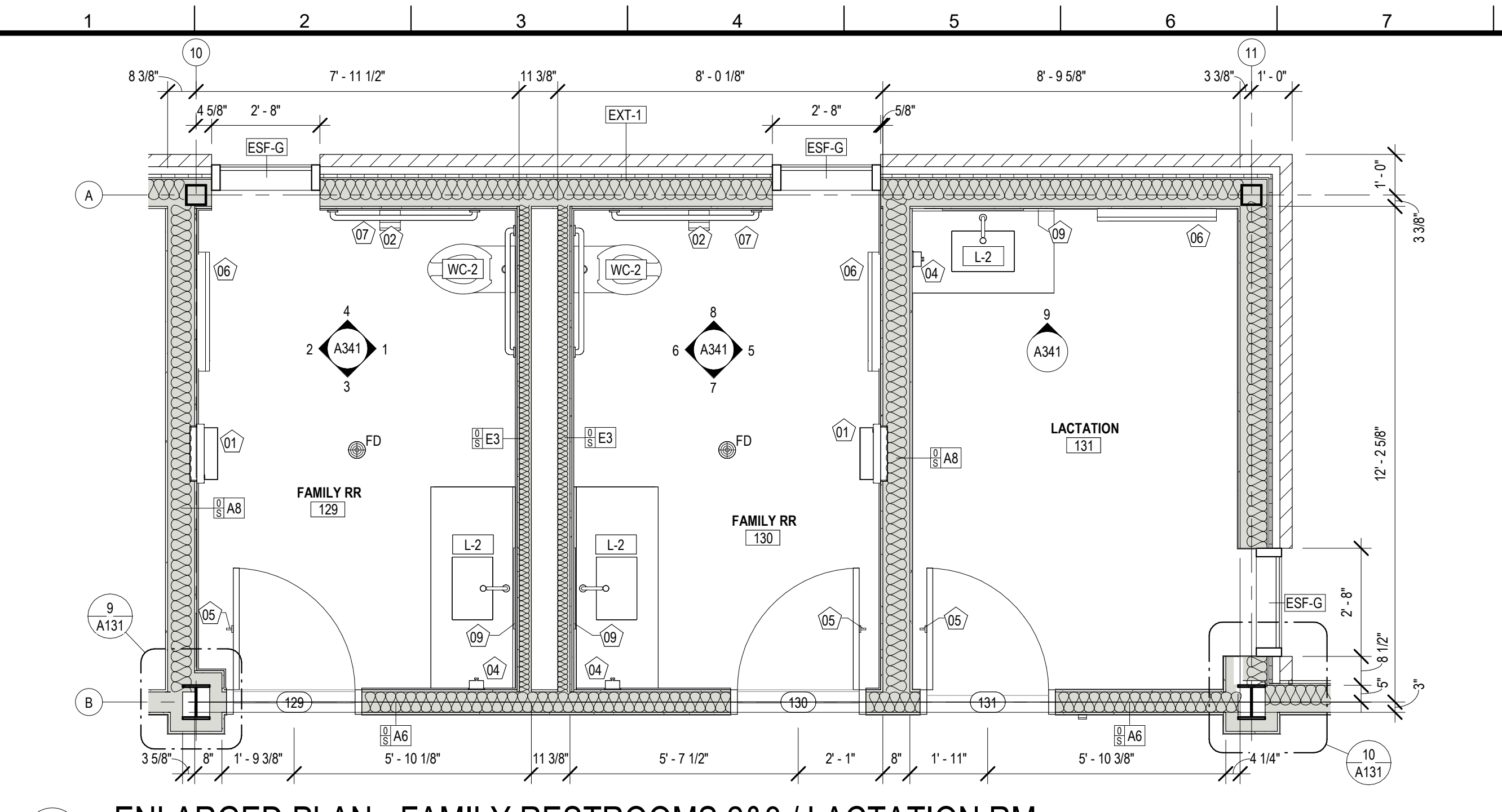
PROJECT TITLE

ST. BERNARD PARISH PUBLIC LIBRARY

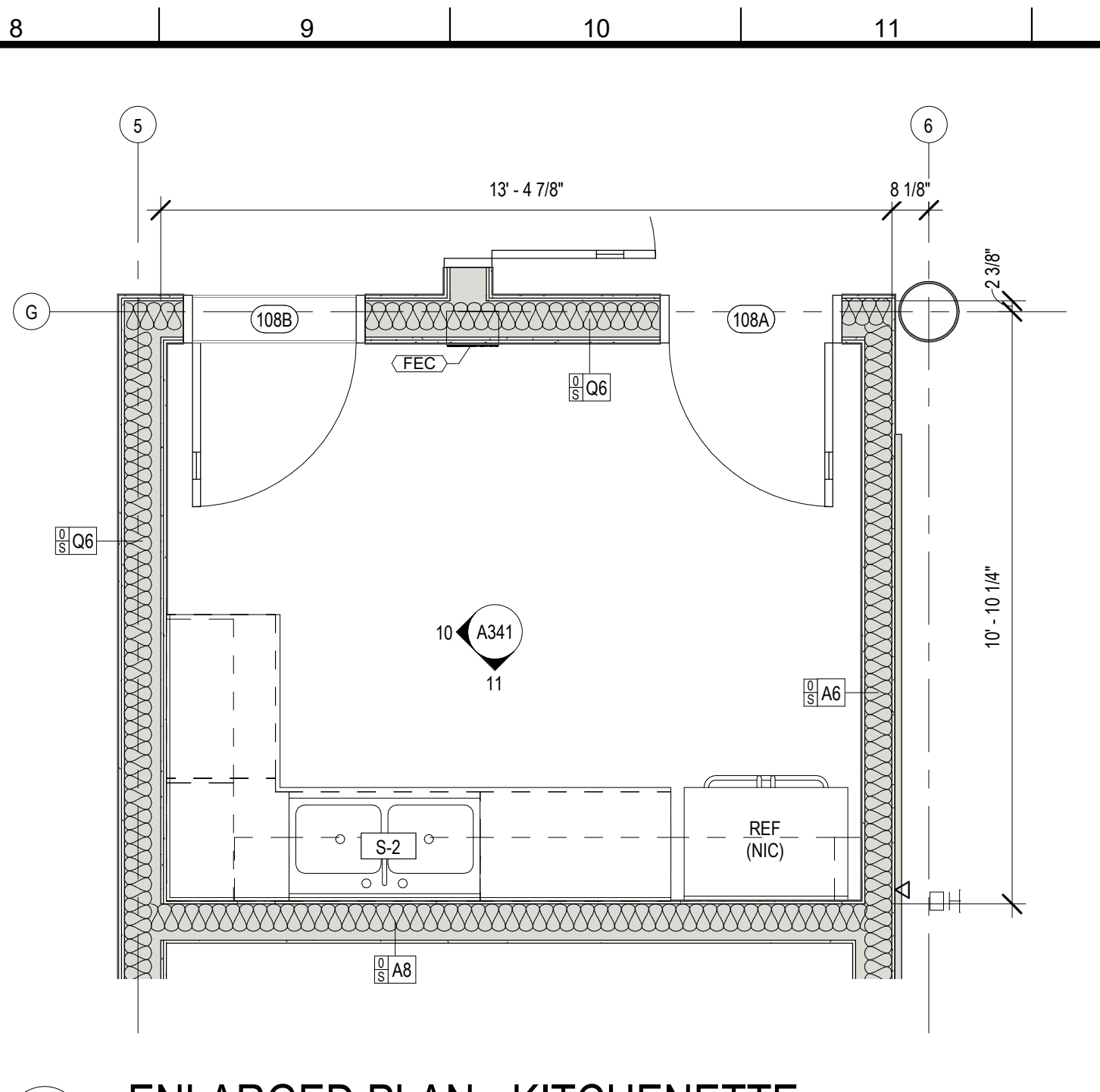
ST. BERNARD PARISH

100% CONSTRUCTION DOCUMENTS

DESIGNED BY	MBA/ABM	CHECKED BY	PP
DRAWN BY	FA	DATE	12.20.2021
SHEET TITLE			
ENLARGED REFLECTED CEILING PLANS			
PROJECT NO.	MBA - 11884	SHEET NO.	A122
	ABM - 201813		



4 ENLARGED PLAN - FAMILY RESTROOMS 2&3 / LACTATION RM
A130 3/8" = 1'-0"



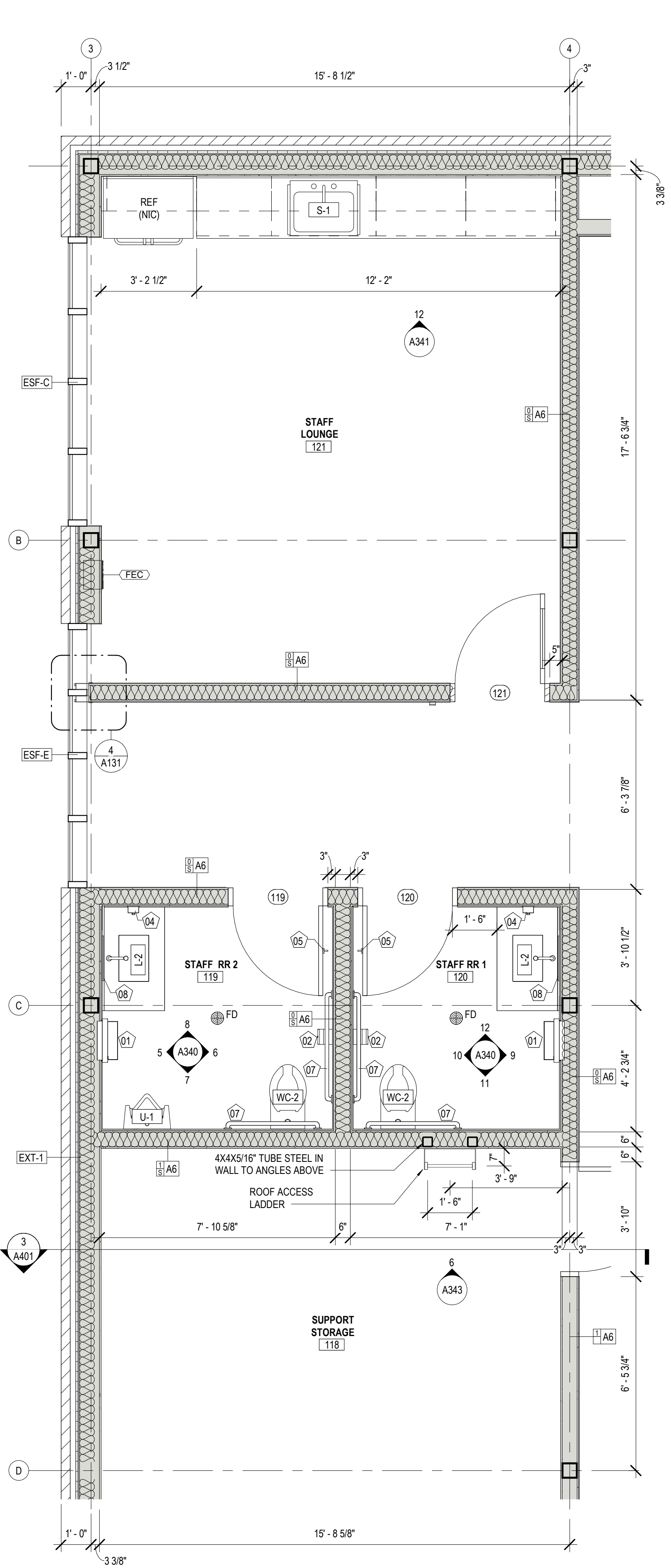
5 ENLARGED PLAN - KITCHENETTE
A130 3/8" = 1'-0"

PLUMBING FIXTURE SCHEDULE

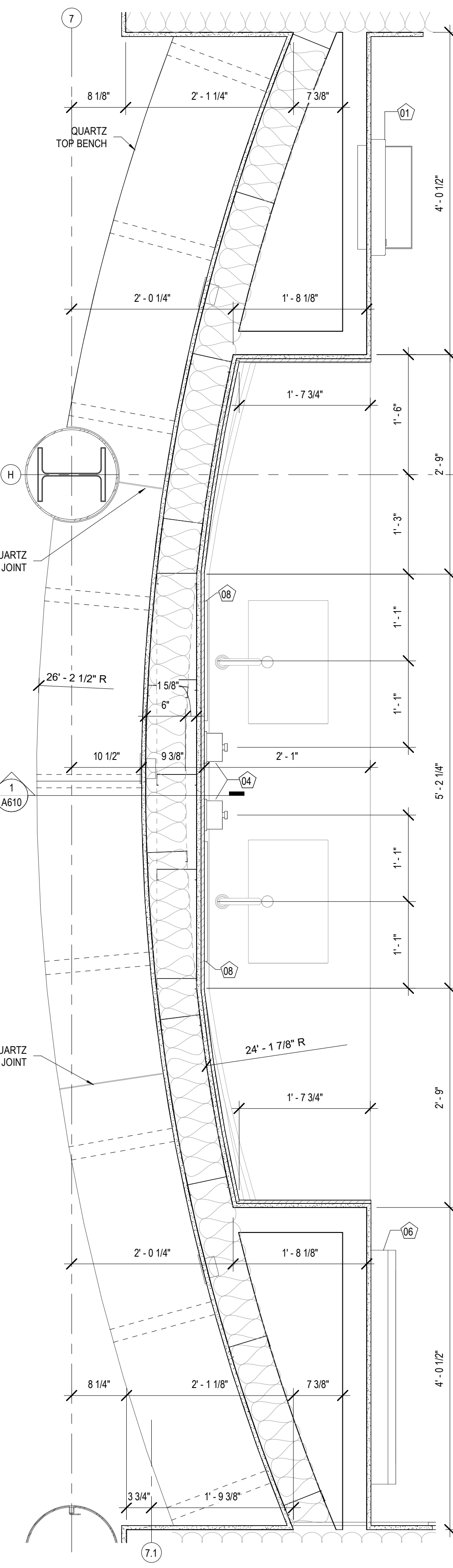
MARK	ITEM	DESCRIPTION	MANUFACTURER	MODEL #	COMMENTS
EW-1	DRINKING FOUNTAIN	WALL HUNG HILO WATER COOLER	HALSEY TAYLOR	HTHB-HAC2BLSS-WF	
L-2	LAVATORY	UNDERCOUNTER MOUNT SINK	KOHLER CO.	2214	UNDERMOUNT
S-1	KITCHEN SINK	SINGLE KITCHEN SINK	ELKAY MANUFACTURING	DSESR12721	DROP-IN
S-2	KITCHEN SINK	2 COMPARTMENT KITCHEN SINK	ELKAY MANUFACTURING	LRAD-3321	DROP-IN
SS-1	SERVICE SINK	MOLDED STONE TOP SERVICE BASIN	AMERICAN STANDARD	7892	
U-1	WALL HUNG URINAL	WALL HUNG URINAL	KOHLER CO.	K-4491-ET	
U-2	WALL HUNG URINAL ADA	ACCESSIBLE WALL HUNG URINAL	KOHLER CO.	K-4491-ET	17" MAX AFF TO RIM
WC-1	WALL HUNG WATER CLOSET	ELONGATED WALL HUNG TOILET	KOHLER CO.	K-4325	
WC-2	WALL HUNG WATER CLOSET ADA	ACCESSIBLE ELONGATED WALL HUNG TOILET	KOHLER CO.	K-4325	17" - 19" AFF TO TOP OF SEAT

TOILET ROOM ACCESSORIES

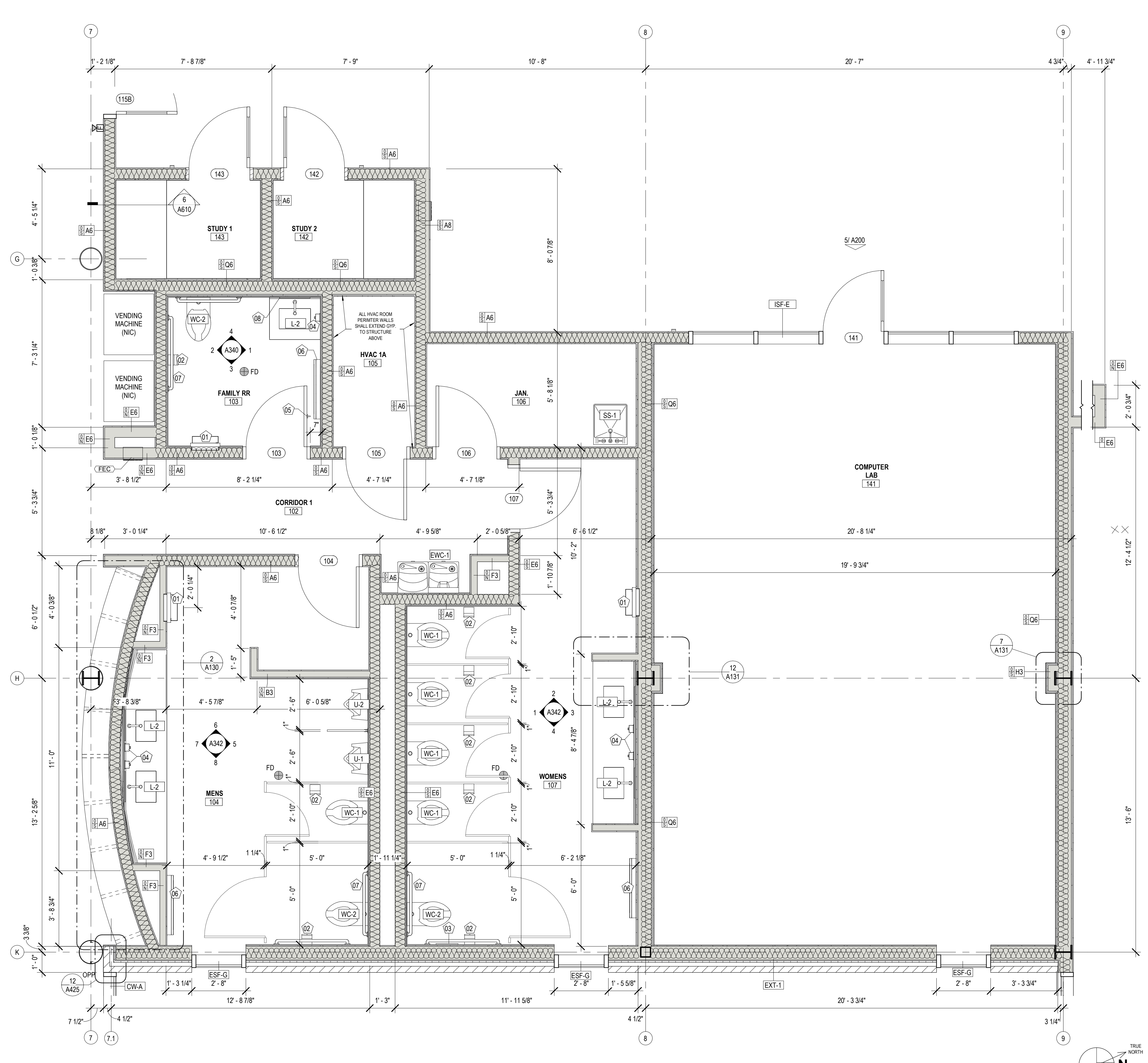
MARK	DESCRIPTION	MANUFACTURER	MODEL #
01	PAPER TOWEL DISPENSER / WASTE RECEPTACLE	BOBRICK WASHROOM EQUIPMENT, INC.	B-3942
02	TOILET TISSUE DISPENSER	BOBRICK WASHROOM EQUIPMENT, INC.	B-2888
03	SANITARY NAPKIN DISPOSAL	BOBRICK WASHROOM EQUIPMENT, INC.	B-35139
04	SOAP DISPENSER	BOBRICK WASHROOM EQUIPMENT, INC.	B-2111
05	COAT HOOK	BOBRICK WASHROOM EQUIPMENT, INC.	B-670
06	BABY CHANGING STATION	BOBRICK WASHROOM EQUIPMENT, INC.	K8200-855S
07	36" & 42" GRAB BAR	BOBRICK WASHROOM EQUIPMENT, INC.	B-680
08	GLASS MIRROR W/ SS FRAME - 18" W x 30" H	BOBRICK WASHROOM EQUIPMENT, INC.	B-290 1830
09	GLASS MIRROR W/ SS FRAME - 24" W x 30" H	BOBRICK WASHROOM EQUIPMENT, INC.	B-165 2430



1 ENLARGED PLAN - STAFF RESTROOM 1 & 2
A130 3/8" = 1'-0"




2 ENL. PLAN - MENS RESTROOM
A130 1" = 1'-0"



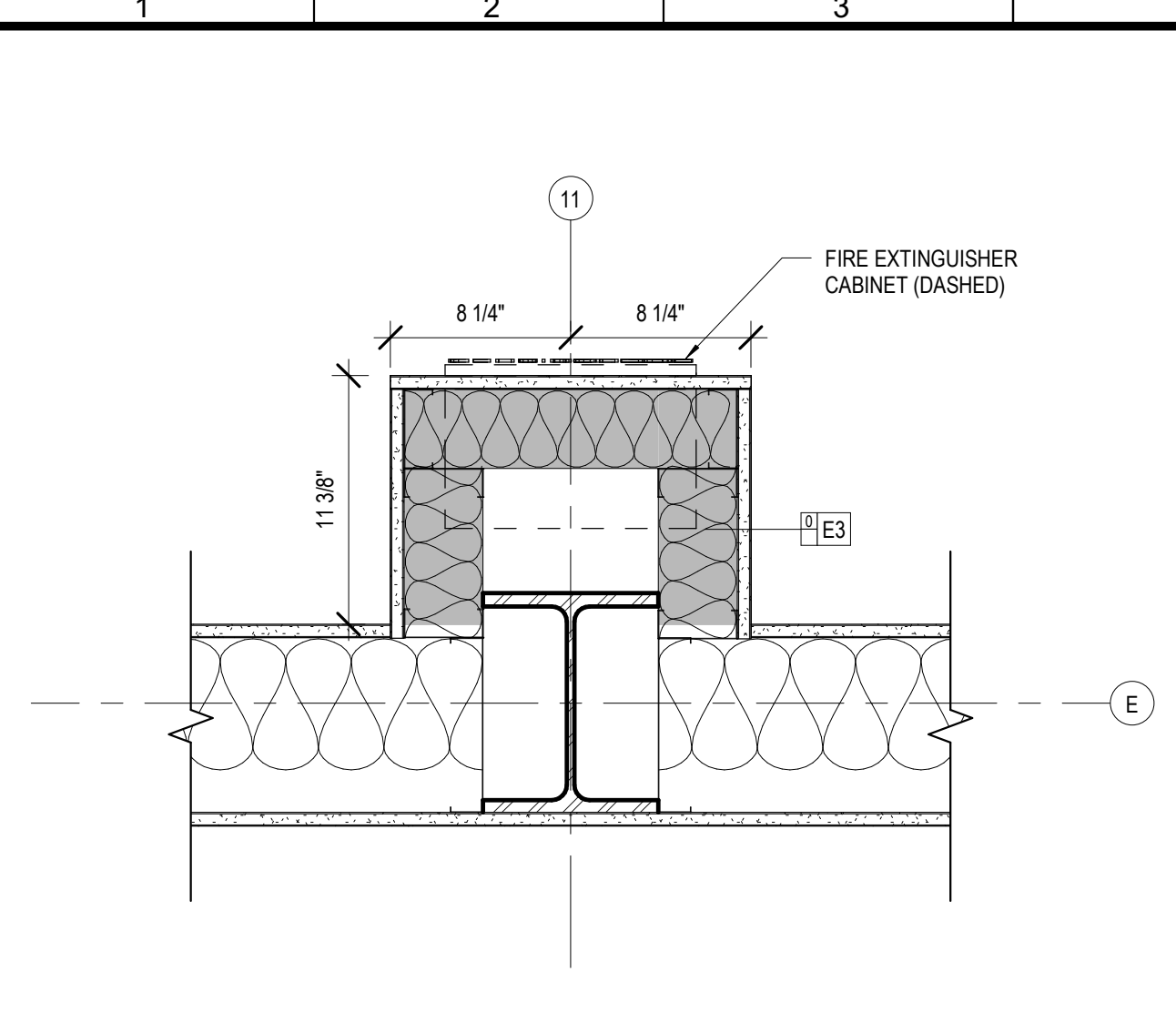
3 ENLARGED PLAN - PARTIAL FLOOR PLAN
A130 3/8" = 1'-0"

No.	Description	Date

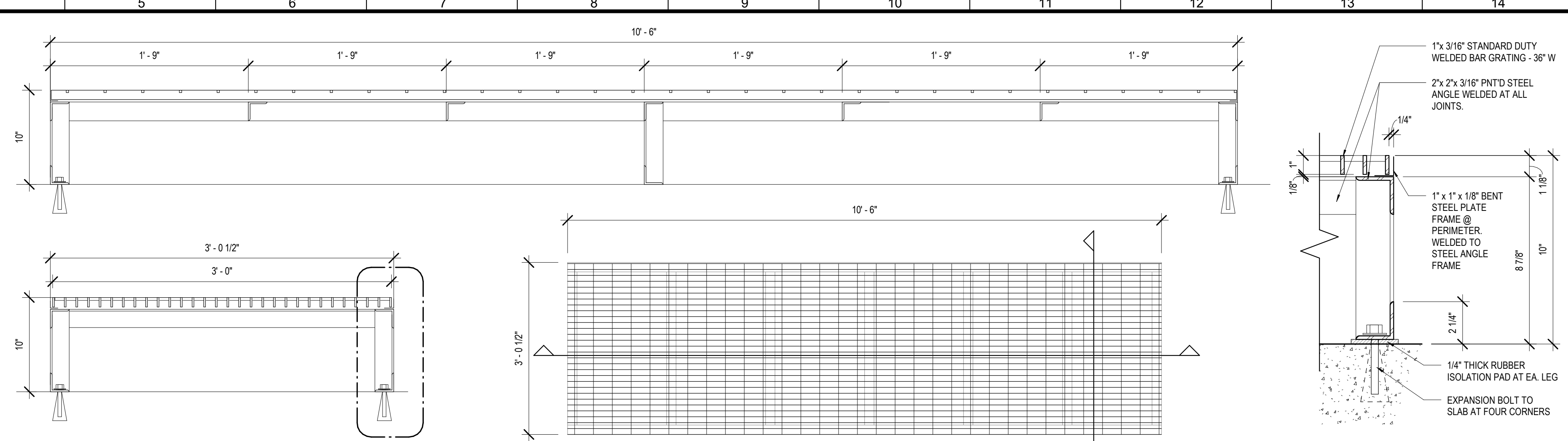


Mathes Brierre + Architects, Inc.
ARCHITECTS BEAZLEY MOIERE
A JOINT VENTURE
201 St. Charles Avenue, Forty First Floor
New Orleans, Louisiana 70170-4100
Voice: 504.586.9303 Fax: 504.582.1305
300 Heymann Blvd.
Lafayette, Louisiana 70503
337.233.0614

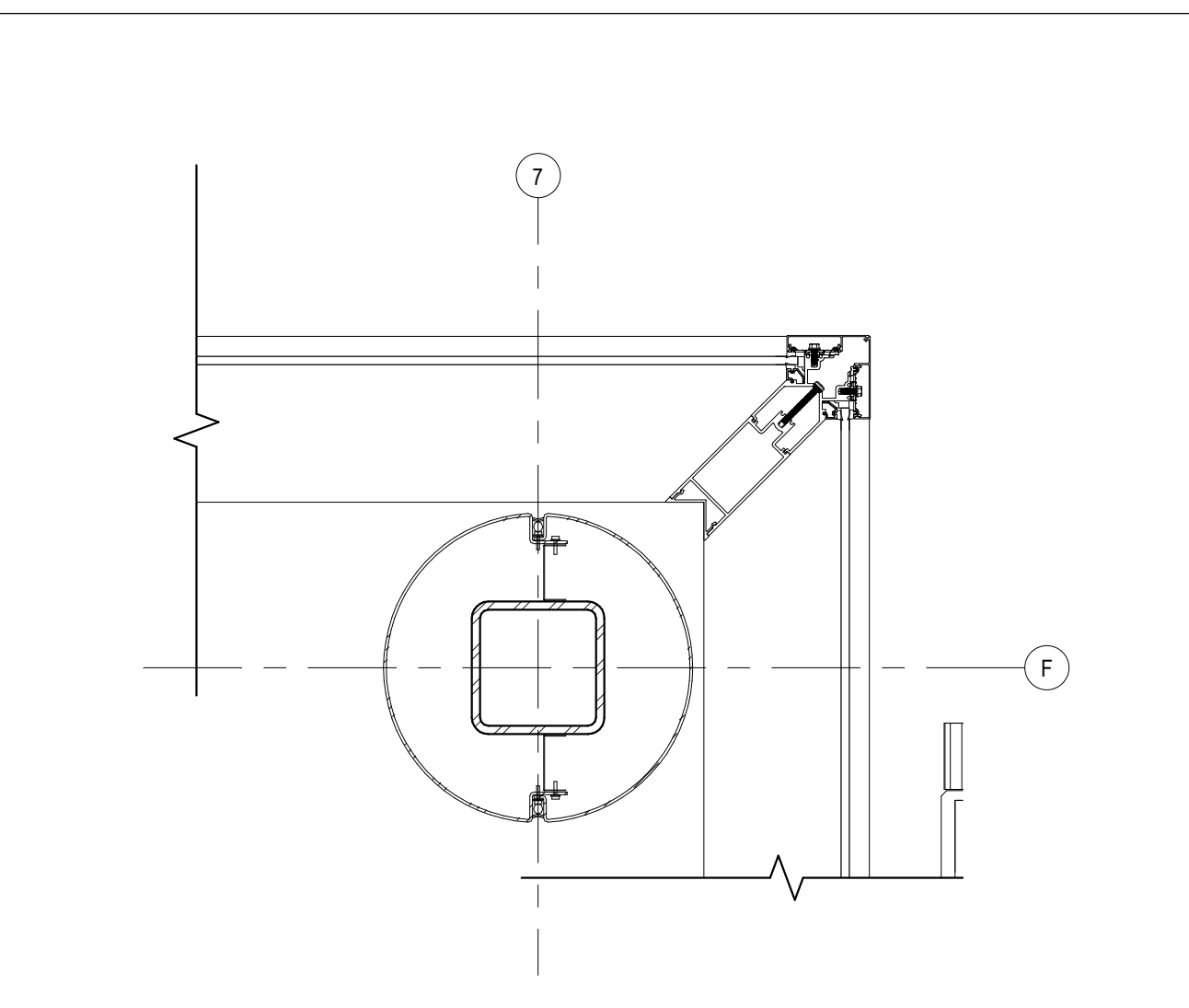
PROJECT TITLE
ST. BERNARD PARISH PUBLIC LIBRARY
ST. BERNARD PARISH
100% CONSTRUCTION DOCUMENTS
DESIGNED BY MBA/ABM CHECKED BY PP
DRAWN BY CF/RZ DATE 12.20.2021
SHEET TITLE ENLARGED PLANS / DETAILS
PROJECT NO. MBA - 11884 ABM - 201813 SHEET NO. A130



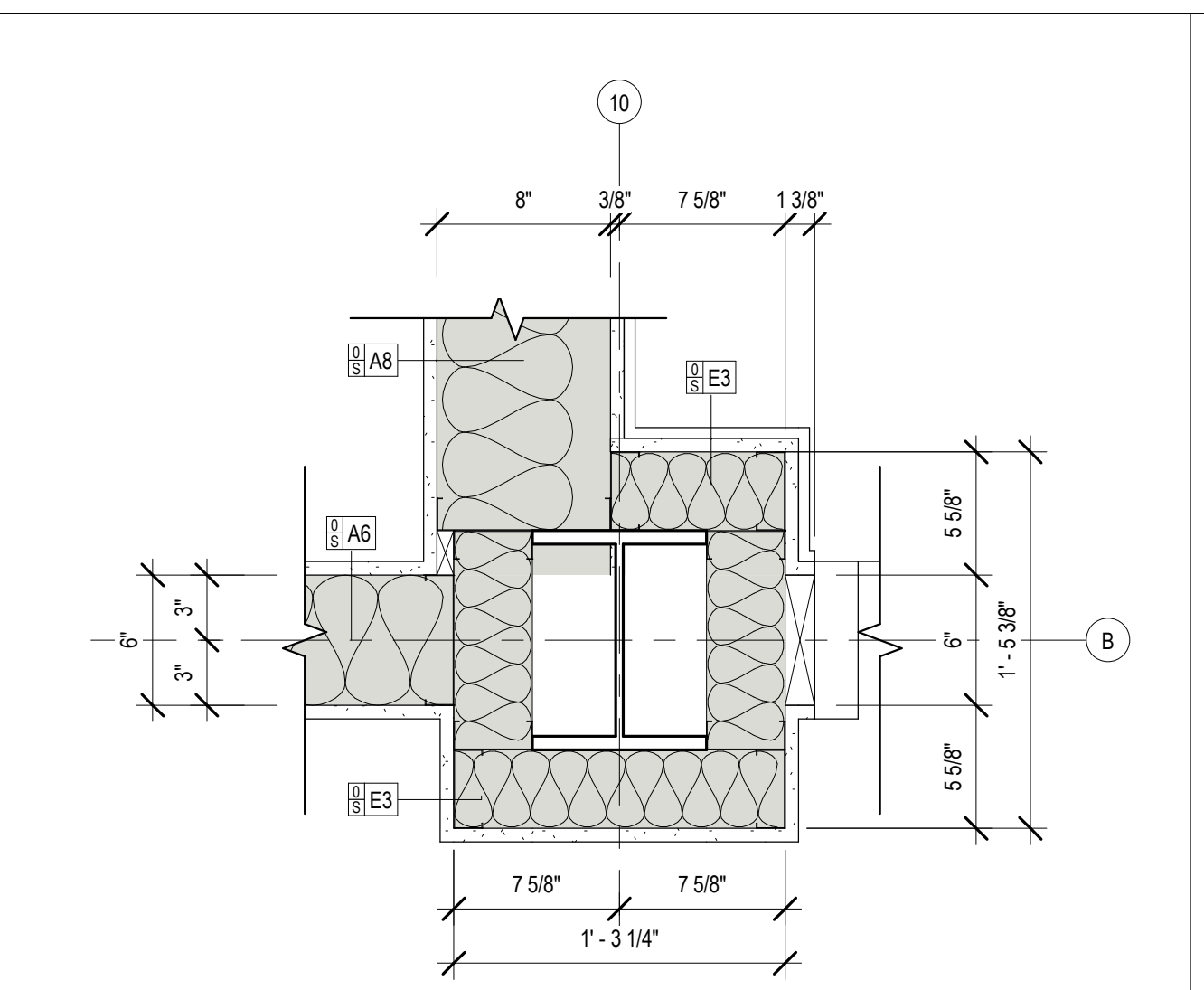
13 PLAN DETAIL - COLUMN 11/E
A131



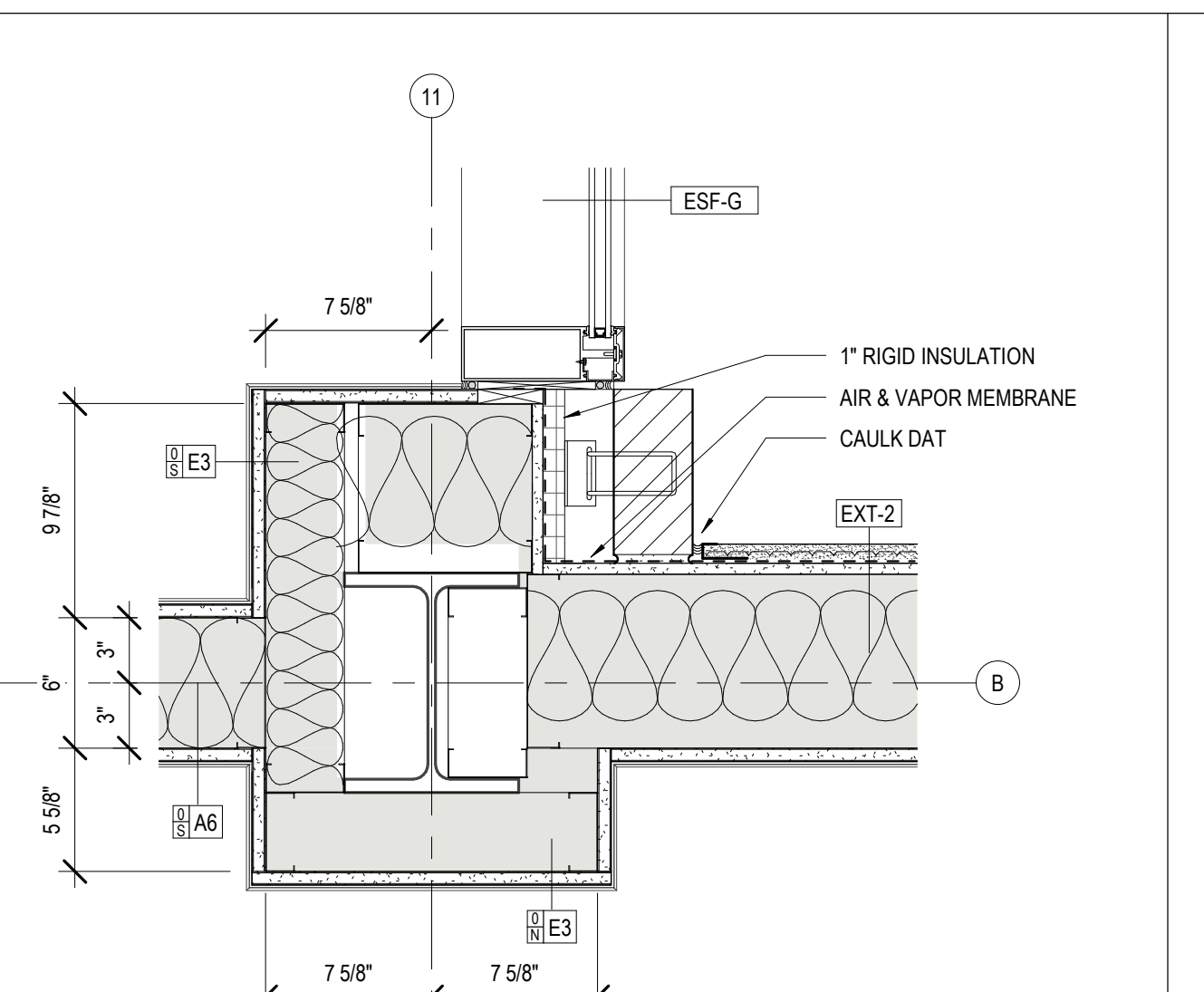
14 DATA ROOM PLATFORM
A131 Platform Plan @ 3/4" = 1'-0" Platform Detail @ 3" = 1'-0"



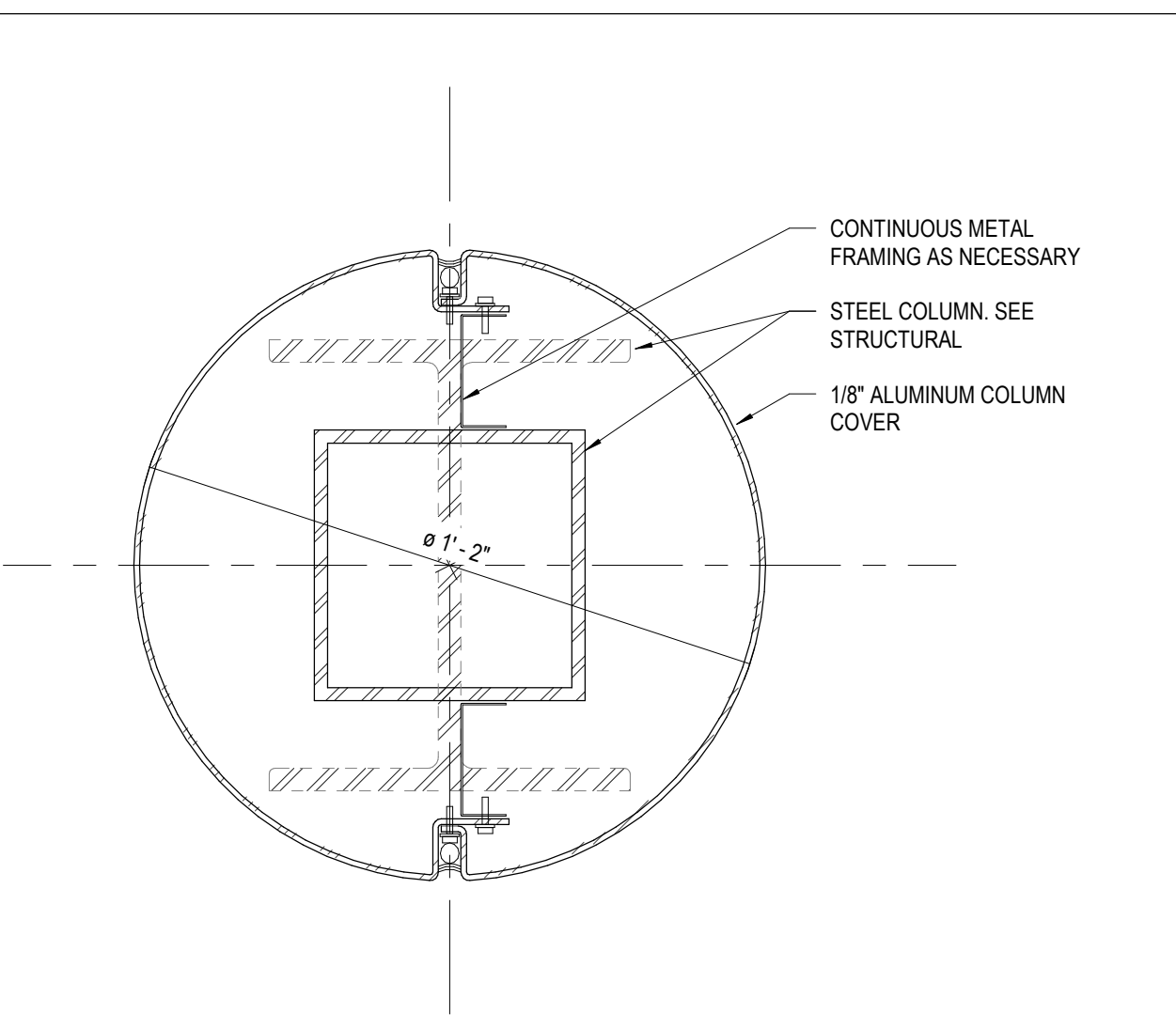
8 LOBBY COLUMN @ STOREFRONT
A131



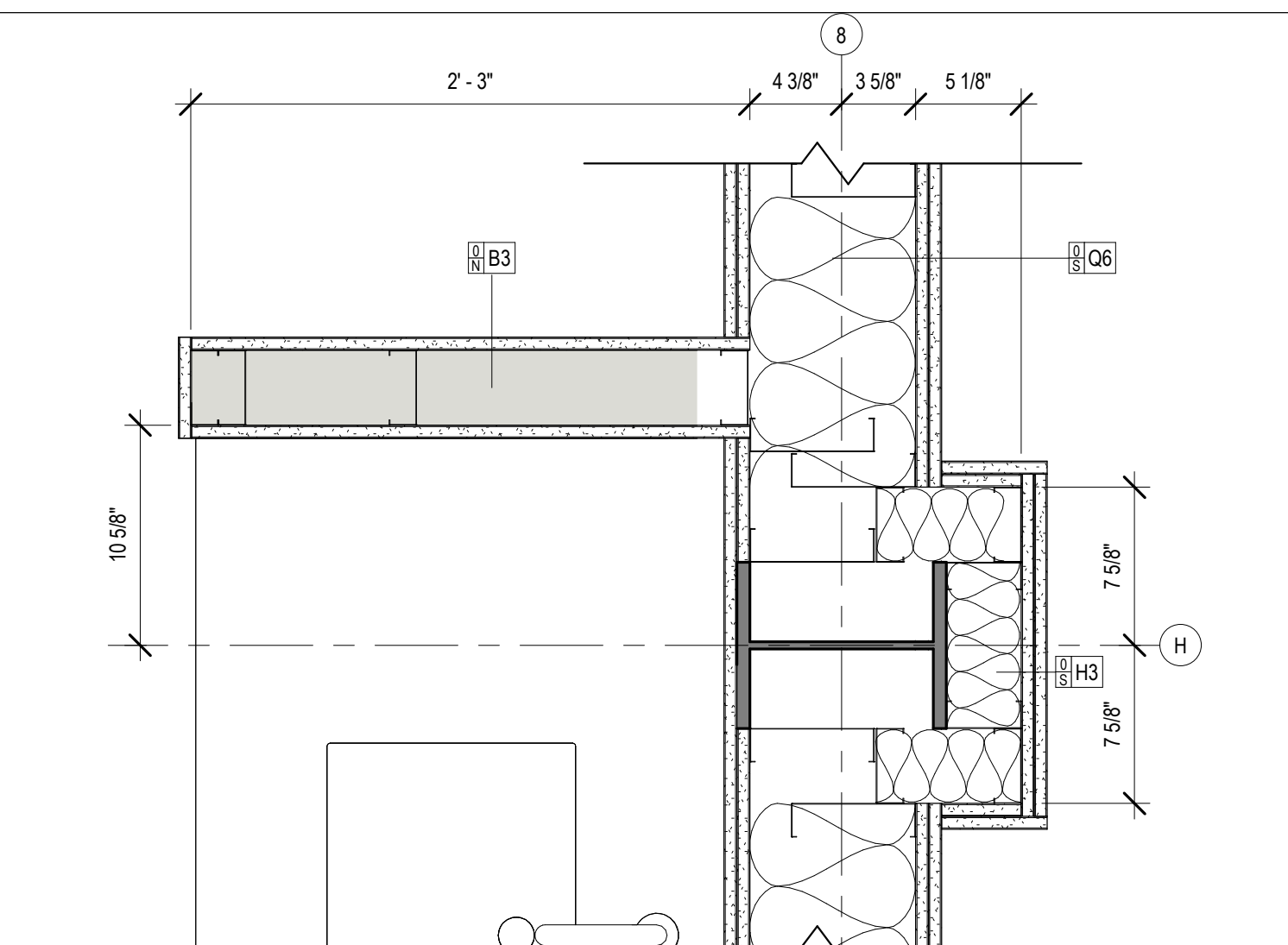
9 PLAN DETAIL - COLUMN 10/B
A131 1 1/2" = 1'-0"



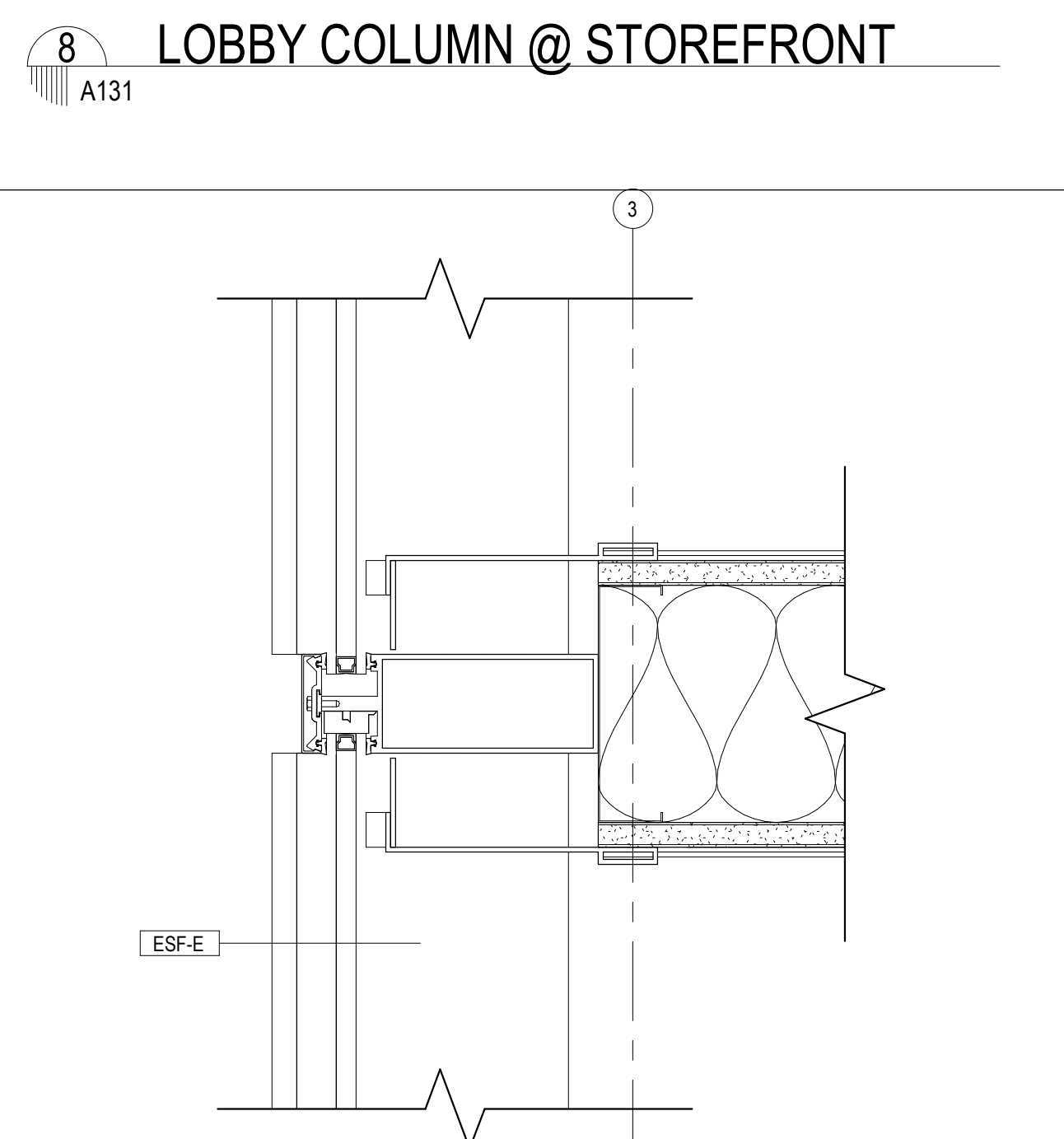
10 PLAN DETAIL - COLUMN 11/B
A131 1 1/2" = 1'-0"



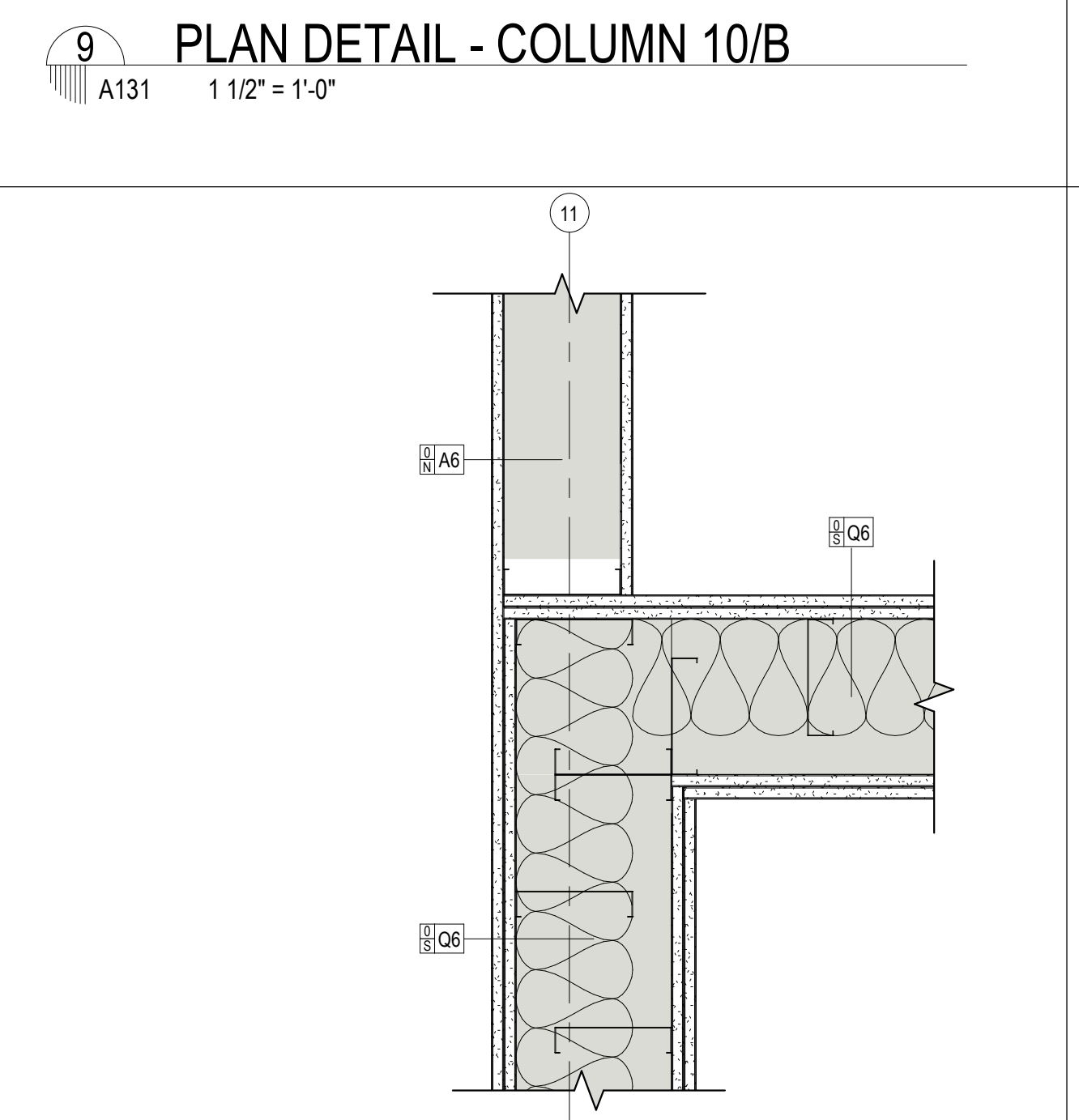
11 DETAIL - TYP. COLUMN WRAP
A131 3" = 1'-0"



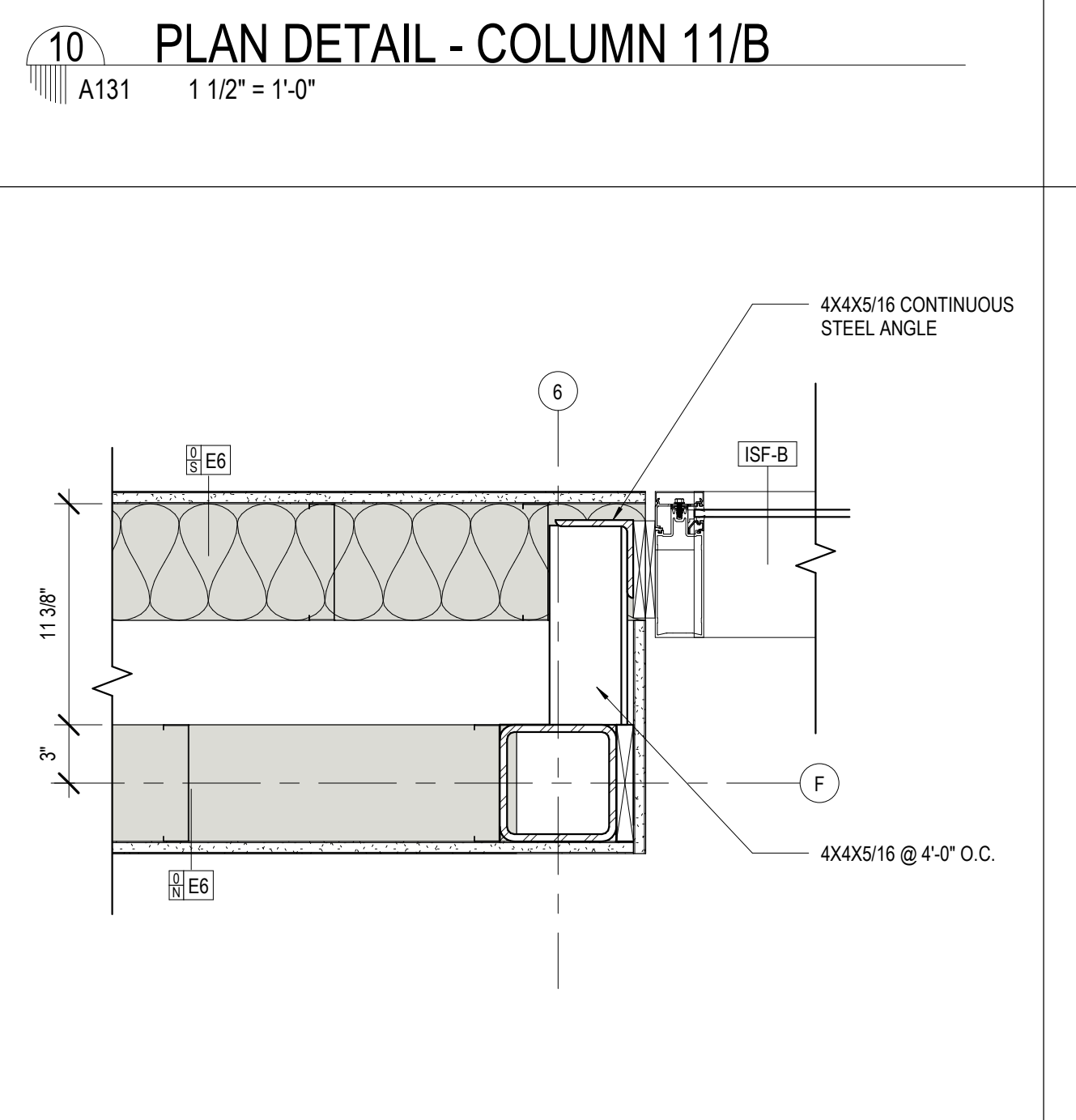
12 PLAN DETAIL - COLUMN 8/H
A131 1 1/2" = 1'-0"



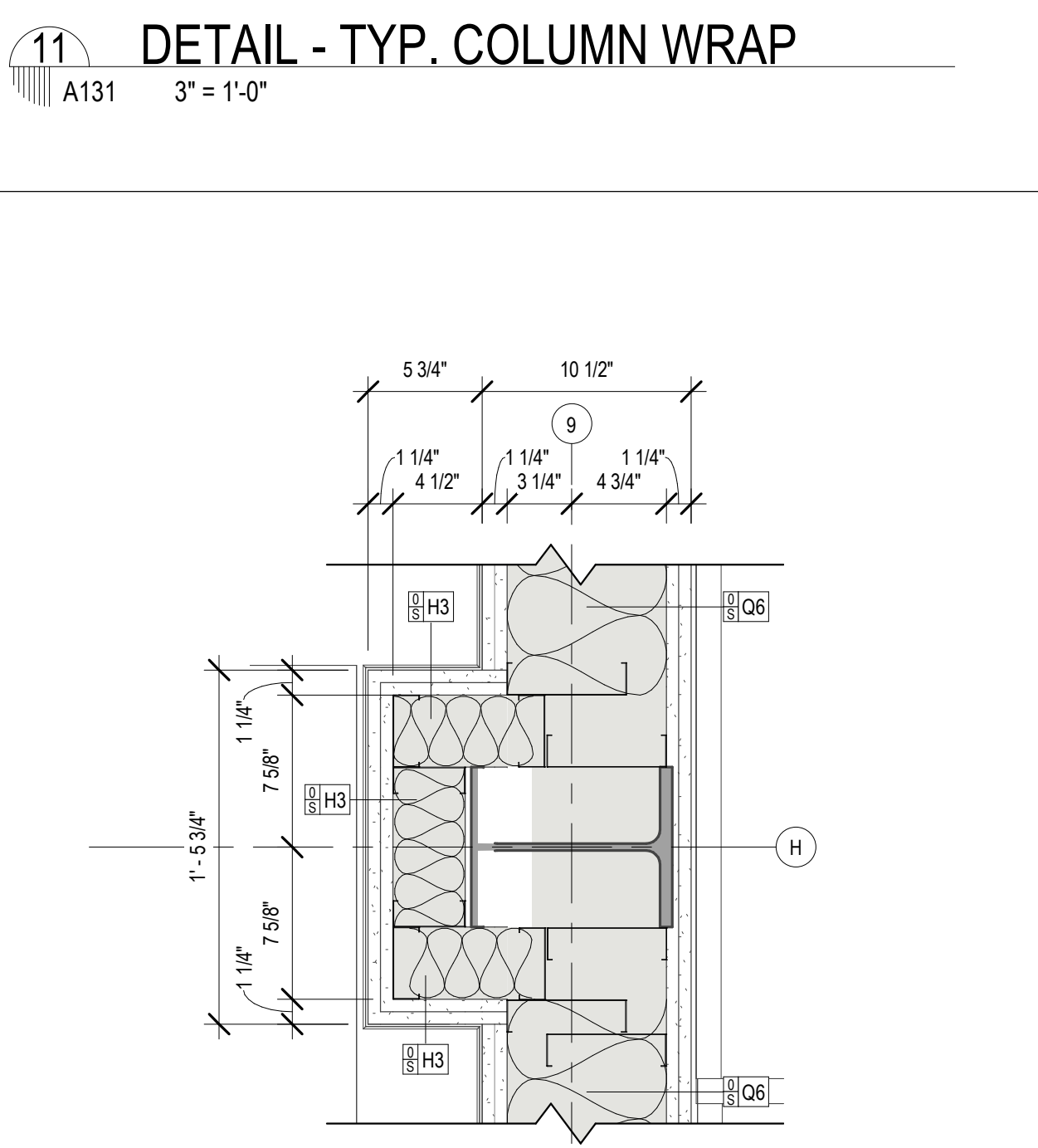
4 WALL CLOSURE @ CURTAIN WALL
A131 3" = 1'-0"



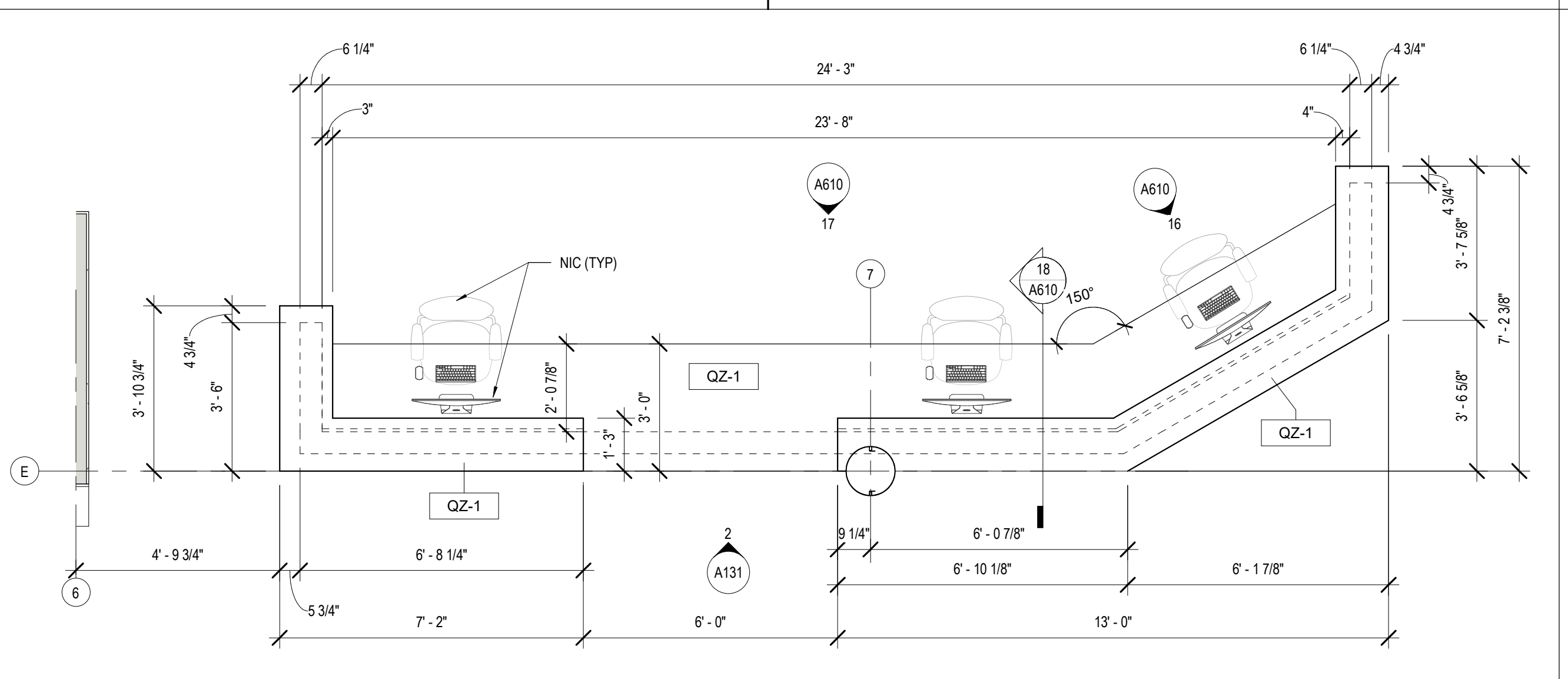
5 ACOUSTIC WALL TRANSITION
A131 1 1/2" = 1'-0"



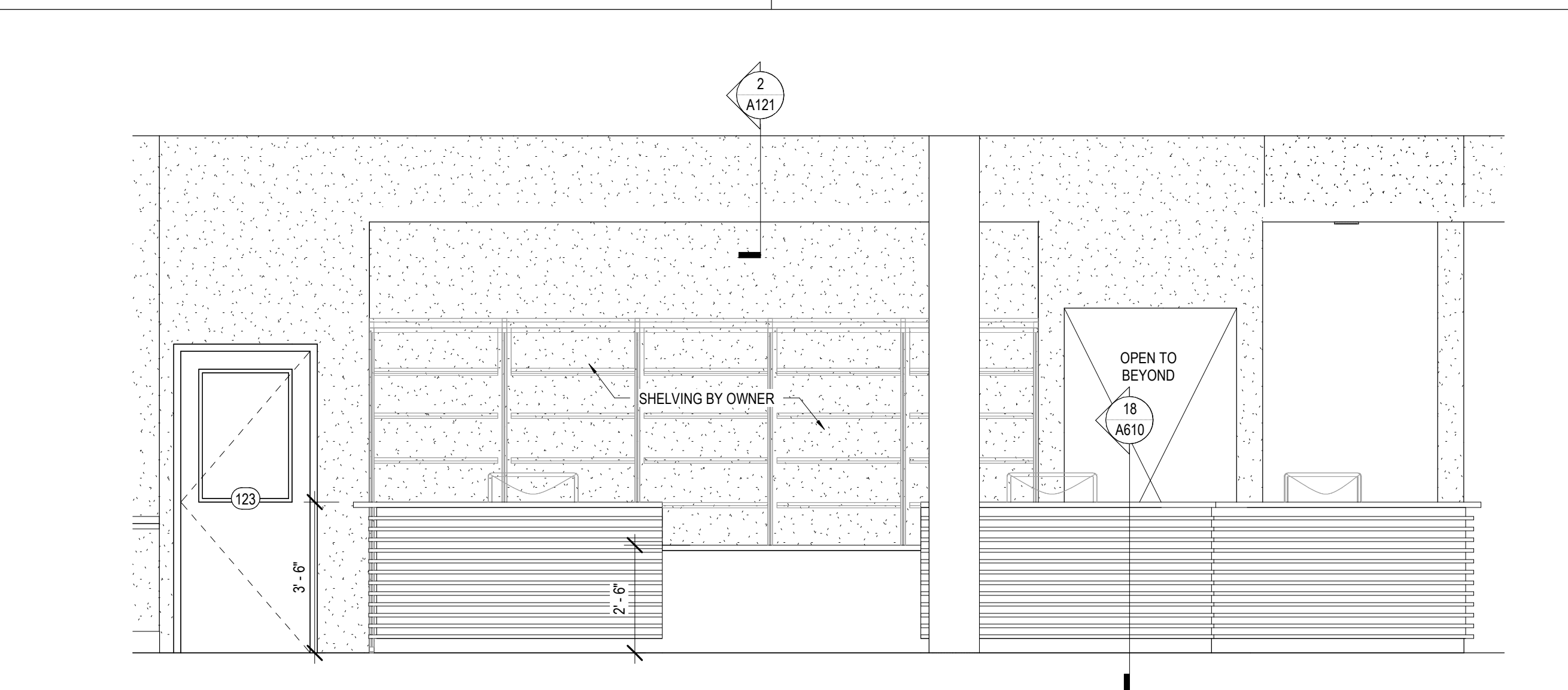
6 LOBBY COLUMN @ STOREFRONT
A131 1 1/2" = 1'-0"



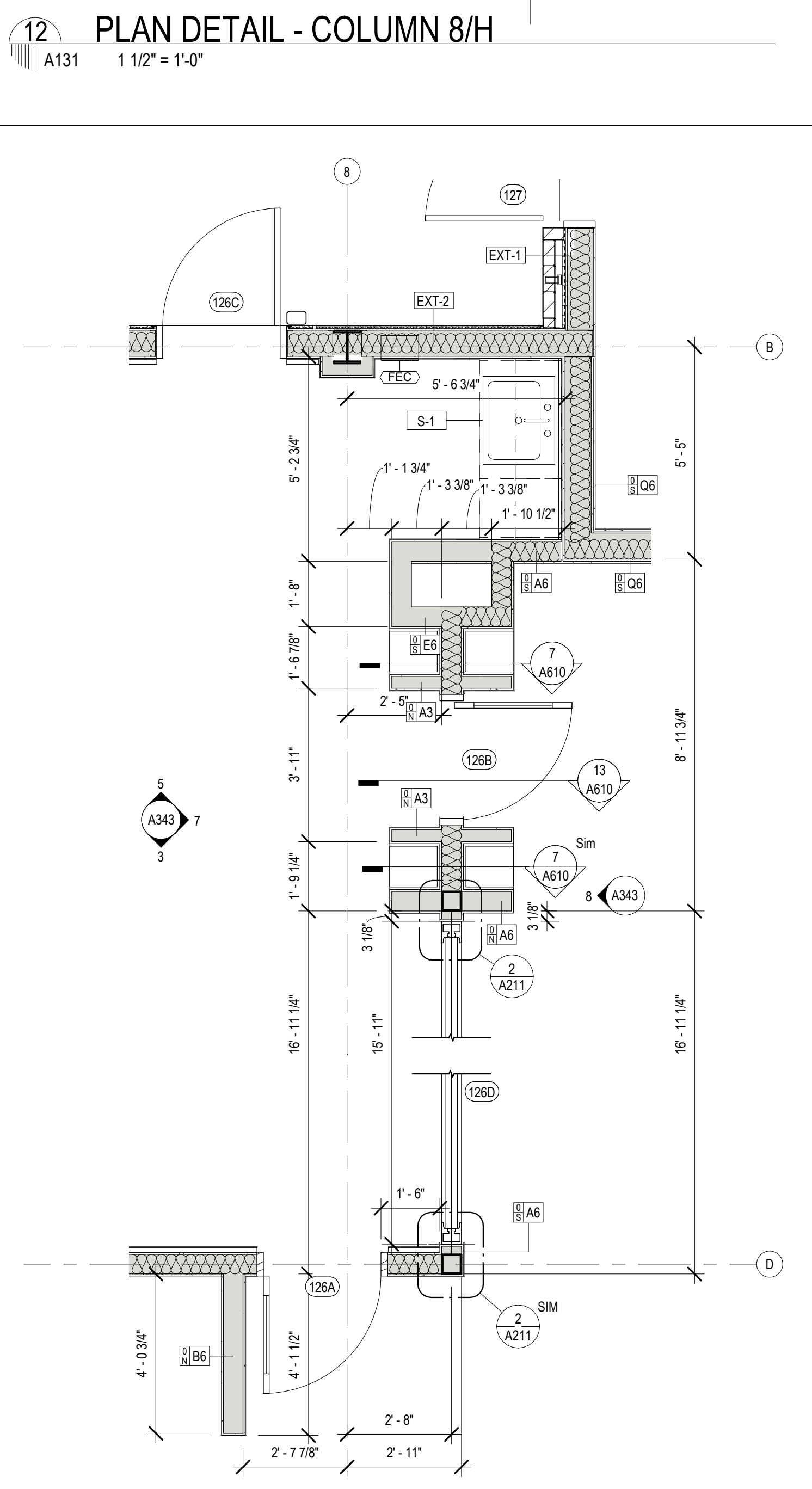
7 PLAN DETAIL - COLUMN 9/H
A131 1 1/2" = 1'-0"



1 ENLARGED PLAN - CHECKOUT DESK
A131 3/8" = 1'-0"



2 CHECK OUT ELEV
A131 3/8" = 1'-0"



3 ENLARGED PLAN - CHILDREN'S ENTRANCE
A131 3/8" = 1'-0"

MATERIALS KEYING/ GENERAL NOTES

No.	Description	Date

KEY PLAN

Mathes Brierre + BM
ARCHITECTS ARCHITECTS BEAZLEY MOЛИERE
A JOINT VENTURE

201 St. Charles Avenue, Forty First Floor
New Orleans, Louisiana 70170-4100
Voice: 504.586.9303 Fax: 504.582.1305

300 Heymann Blvd.
Lafayette, Louisiana 70503
337.233.0614

PROJECT TITLE

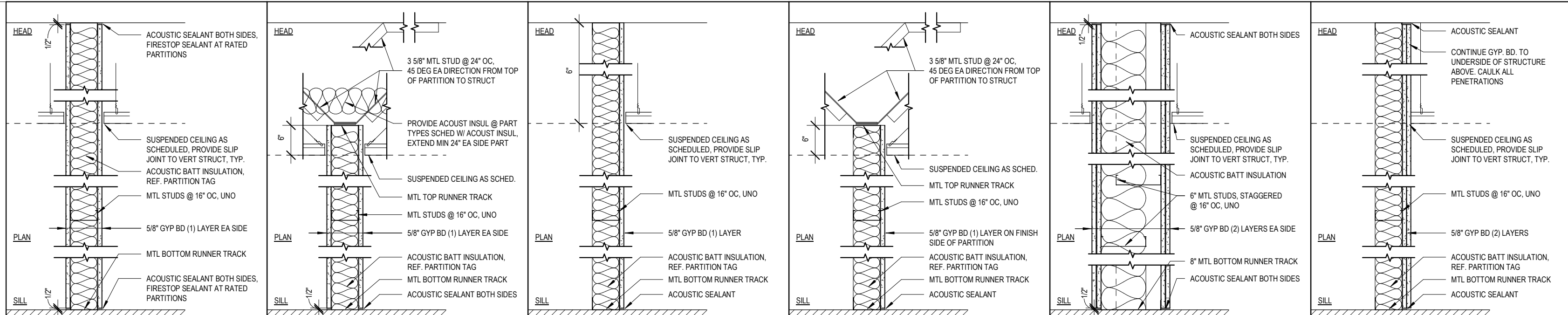
ST. BERNARD PARISH PUBLIC LIBRARY

ST. BERNARD PARISH


100% CONSTRUCTION DOCUMENTS

DESIGNED BY	MBA/ABM	CHECKED BY	PP
DRAWN BY	CF/RZ	DATE	12.20.2021
SHEET TITLE ENLARGED PLANS / DETAILS			
PROJECT NO.	MBA - 11884	SHEET NO.	A131
	ABM - 201813		

PARTITION TYPES

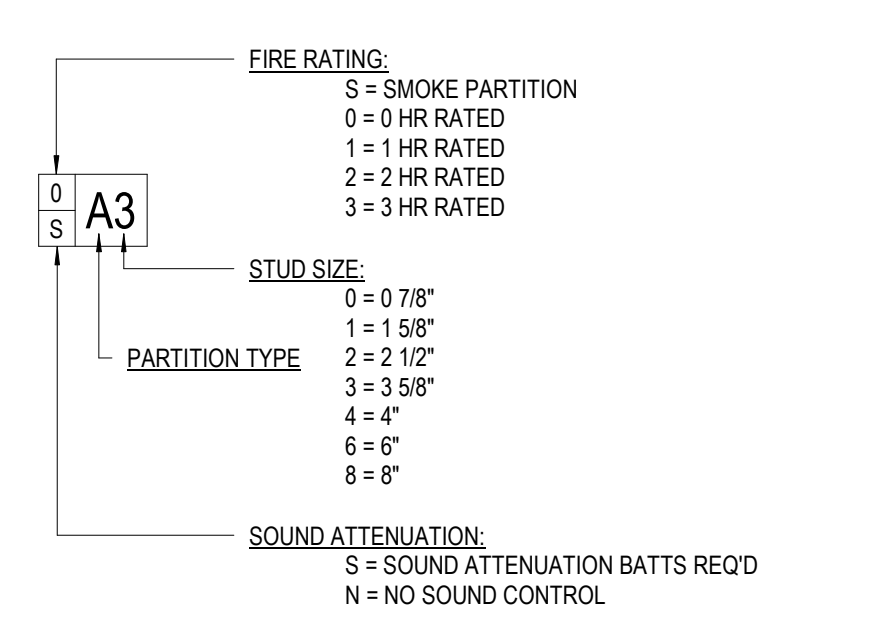


FULL HEIGHT PARTITION 6\"/>



A				B				E				F				Q				H			
TYPE	STUD SIZE	TOTAL WIDTH		TYPE	STUD SIZE	TOTAL WIDTH		TYPE	STUD SIZE	TOTAL WIDTH		TYPE	STUD SIZE	TOTAL WIDTH		TYPE	STUD SIZE	TOTAL WIDTH		TYPE	STUD SIZE	TOTAL WIDTH	
A2	2 1/2"	3 3/4"	5"	6 1/4"	B2	2 1/2"	3 3/4"	E1	1 5/8"	2 1/4"	F1	1 5/8"	2 1/4"	Q6	6"	10 1/2"	H1	1 5/8"	2 7/8"				
A3	3 5/8"	4 7/8"	6 1/8"	7 3/8"	B3	3 5/8"	4 7/8"	E2	2 1/2"	3 1/8"	F2	2 1/2"	3 1/8"				H2	2 1/2"	3 3/4"				
A4	4"	5 1/4"	6 1/2"	7 3/4"	B4	4"	5 1/4"	E3	3 5/8"	4 1/4"	F3	3 5/8"	4 1/4"				H3	3 5/8"	4 7/8"				
A6	6"	7 1/4"	8 1/2"	9 3/4"	B6	6"	7 1/4"	E4	4"	4 5/8"	F4	4"	4 5/8"				H4	4"	5 1/4"				
A8	8"	9 1/4"	10 1/2"	11 3/4"	B8	8"	9 1/4"	E6	6"	6 5/8"	F6	6"	6 5/8"				H6	6"	7 1/4"				

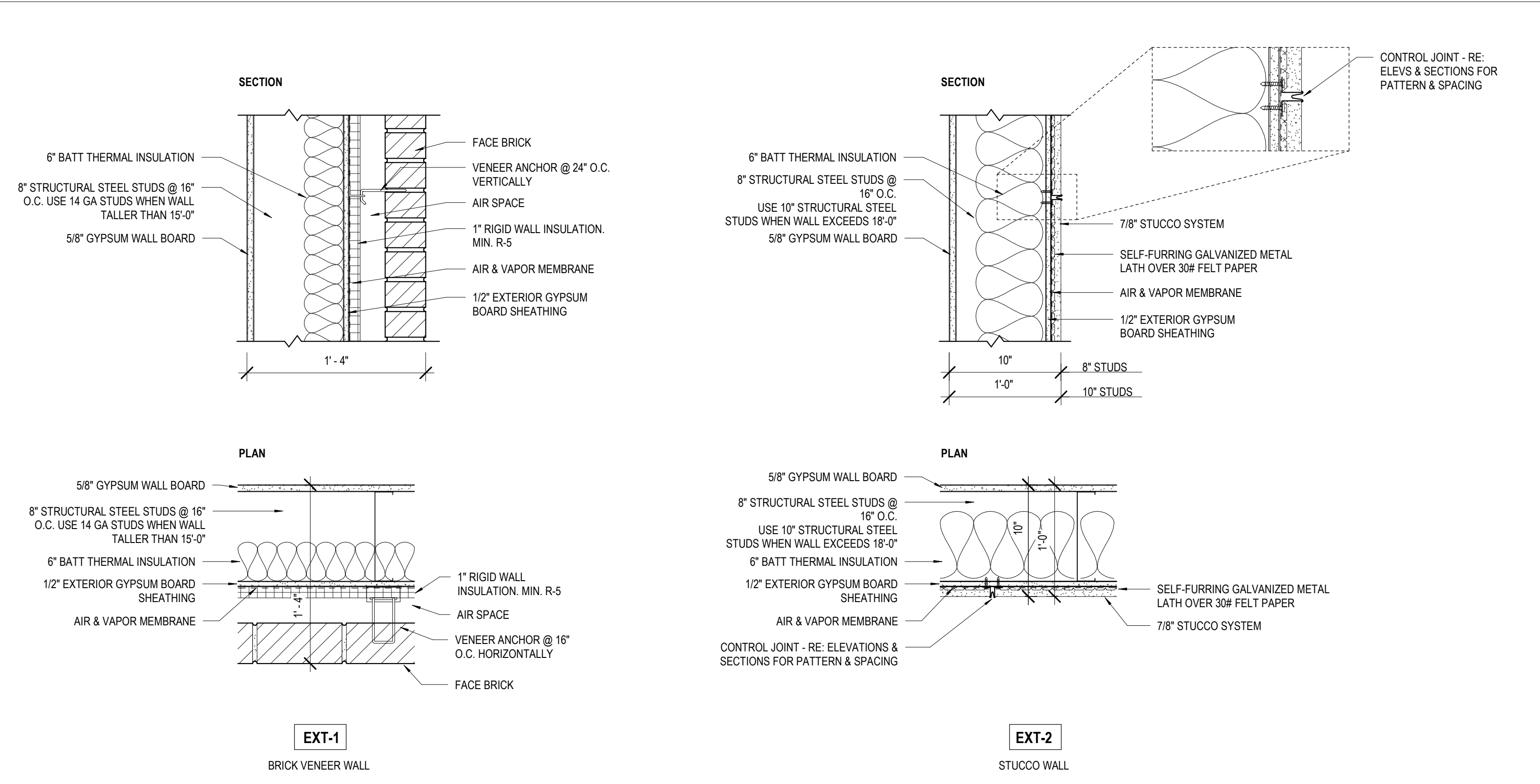
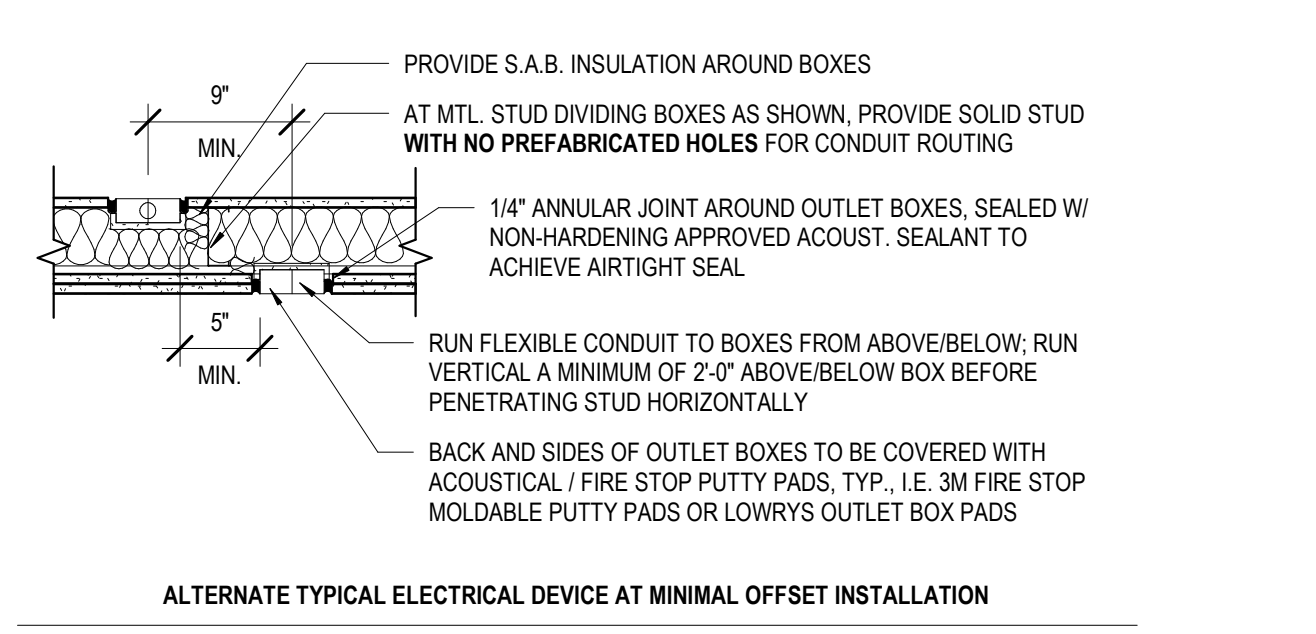
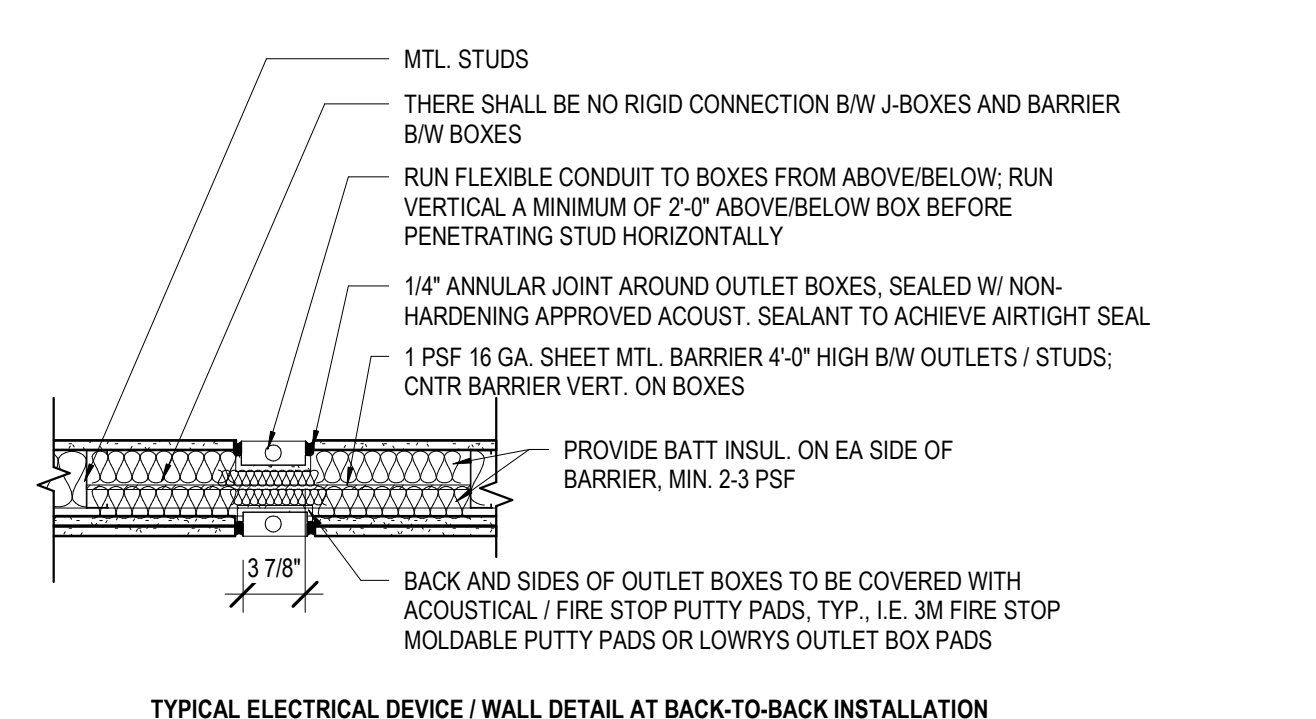
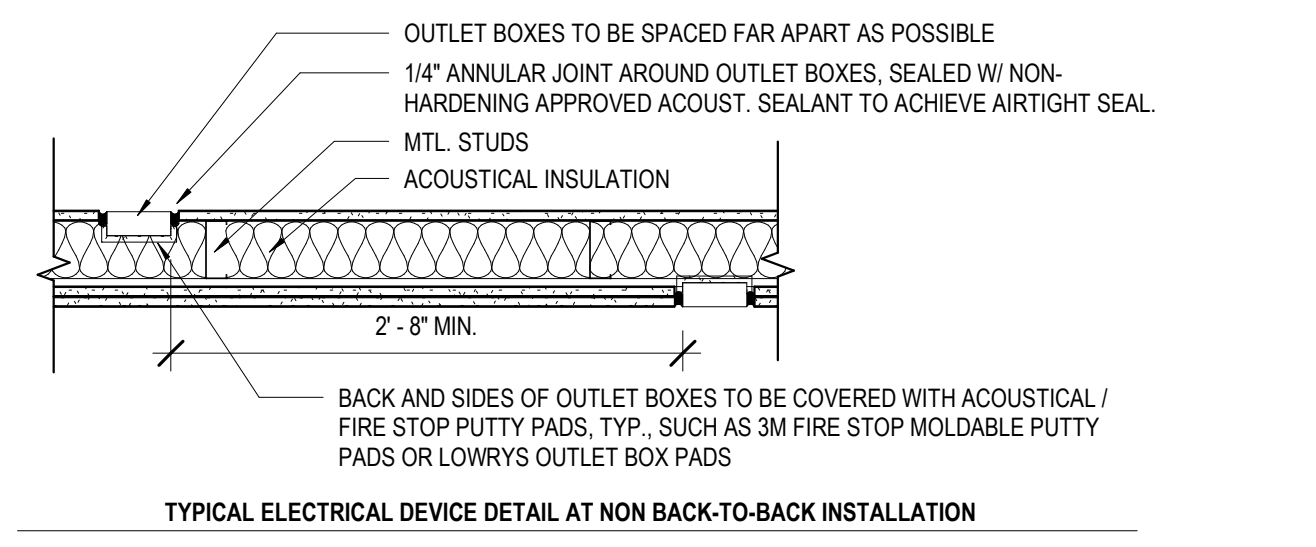
PARTITION TAG LEGEND



PARTITION NOTES

- LINE OF "STRUCTURE" AS SHOWN AT PARTITION TYPE HEAD CONDITIONS IS DIAGRAMATIC ONLY AND DOES NOT INDICATE EXACT CONSTRUCTION CONDITIONS. OFFSET PARTITION CONSTRUCTION AS NECESSARY TO EXTEND WALL TO DECK ABOVE & SEAL AS SHOWN.
- PROVIDE DEFLECTION TRACKS OR CLIPS FOR ALL PARTITIONS ABUTTING STRUCTURE ABOVE.
- EXTEND RATED PARTITIONS THROUGH THE INTERIOR FACE OF EXTERIOR WALL GYPSUM BOARD & SEAL TO THE INSIDE FACE OF THE EXTERIOR BUILDING WALL SHEATHING. REFER PARTITION INTERSECTION DRAWINGS.
- INTERIOR METAL STUD PARTITIONS ARE DIMENSIONED FROM FACE OF STUD.
- ROOMS W/ PARTITIONS TO RECEIVE SOUND ATTENUATION BLANKETS (SAB) ARE IDENTIFIED ON PLAN W/ AN "S" TO THE LEFT OF THE PARTITION TYPE. EXTEND SAB THE FULL LENGTH & HEIGHT OF ALL ROOM PERIMETER PARTITIONS TO PROVIDE A COMPLETE ROOM ENCLOSURE. NOTE THAT "SUB-ROOMS" MAY BE INCLUDED W/IN THE OVERALL PERIMETER SAB ENCLOSURE. U.N.O. PROVIDE 3" BATTS W/ MIN. 2.5 #/CF DENSITY. REFER TO SPECIFICATIONS FOR ACCEPTABLE SOUND ATTENUATION BATTS PRODUCTS.
- MAINTAIN THE FIRE-PROTECTION RATINGS FOR ALL OPENINGS IN RATED PARTITIONS.
- IDENTIFY ALL RATED PARTITIONS WITH LABELS LOCATED 6" ABOVE THE CEILING AT MAX. 10'-0" O.C. WITH 1 1/2" HIGH LETTERS. CLEARLY LEGIBLE & BRIGHTLY INDICATED AGAINST A CONTRASTING BACKGROUND.
- CONSTRUCT ALL CORRIDOR WALLS TO RESIST THE PASSAGE OF SMOKE. I.E., TO BE SMOKE TIGHT.
- WHERE THICKNESS VARIES BETWEEN TWO PARTITIONS IN AN UNINTERRUPTED CONTINUOUS WALL PLANE - OFFSET STUDS AND ALIGN FACE OF PARTITIONS.
- PROVIDE 20 GAUGE DOUBLE STUDS @ EACH DOOR & WINDOW JAMB.
- METAL STUD FRAMING - MIN. 22 GAUGE @ 16" O.C., U.N.O.
- BLOCKING: PROVIDE 16 GAGE SHEET METAL STRAP BLOCKING FOR ALL WALL MOUNTED ITEMS, U.N.O.
- PARTITIONS SHALL HAVE SEALANT AT THE HEAD, SILL, THROUGH PENETRATIONS, OPENINGS, AND JUNCTURES WITH DISSIMILAR AIR MATERIALS.
- REFER TO SPEC SECTION 01 81 XY (PERFORMANCE REQUIREMENTS - ACOUSTIC CONSIDERATIONS) FOR ADDITIONAL PROJECT REQUIREMENTS.


TYPICAL J-BOX MOUNTING DETAILS



EXTERIOR WALL TYPES

MATERIALS KEYING/ GENERAL NOTES

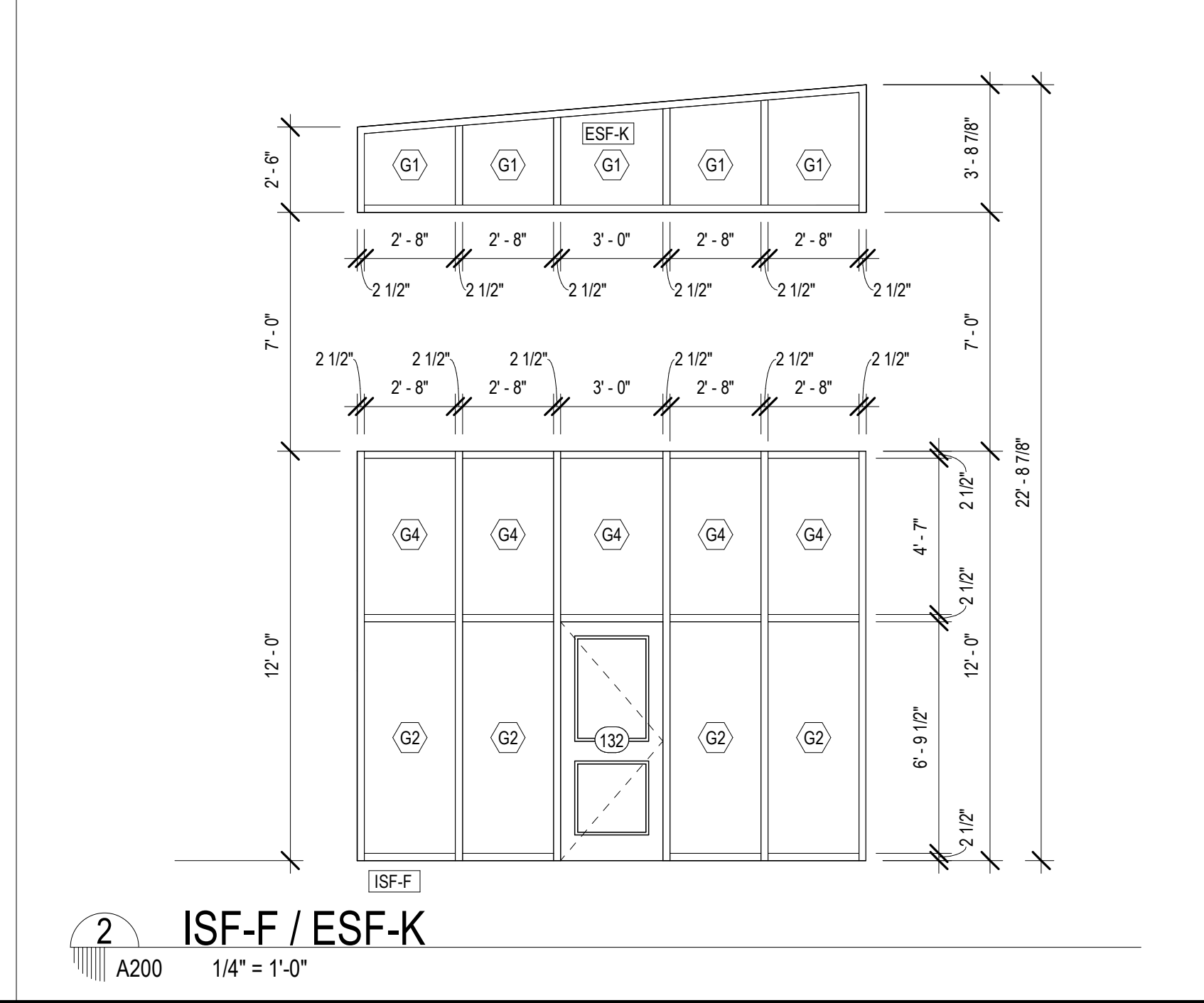
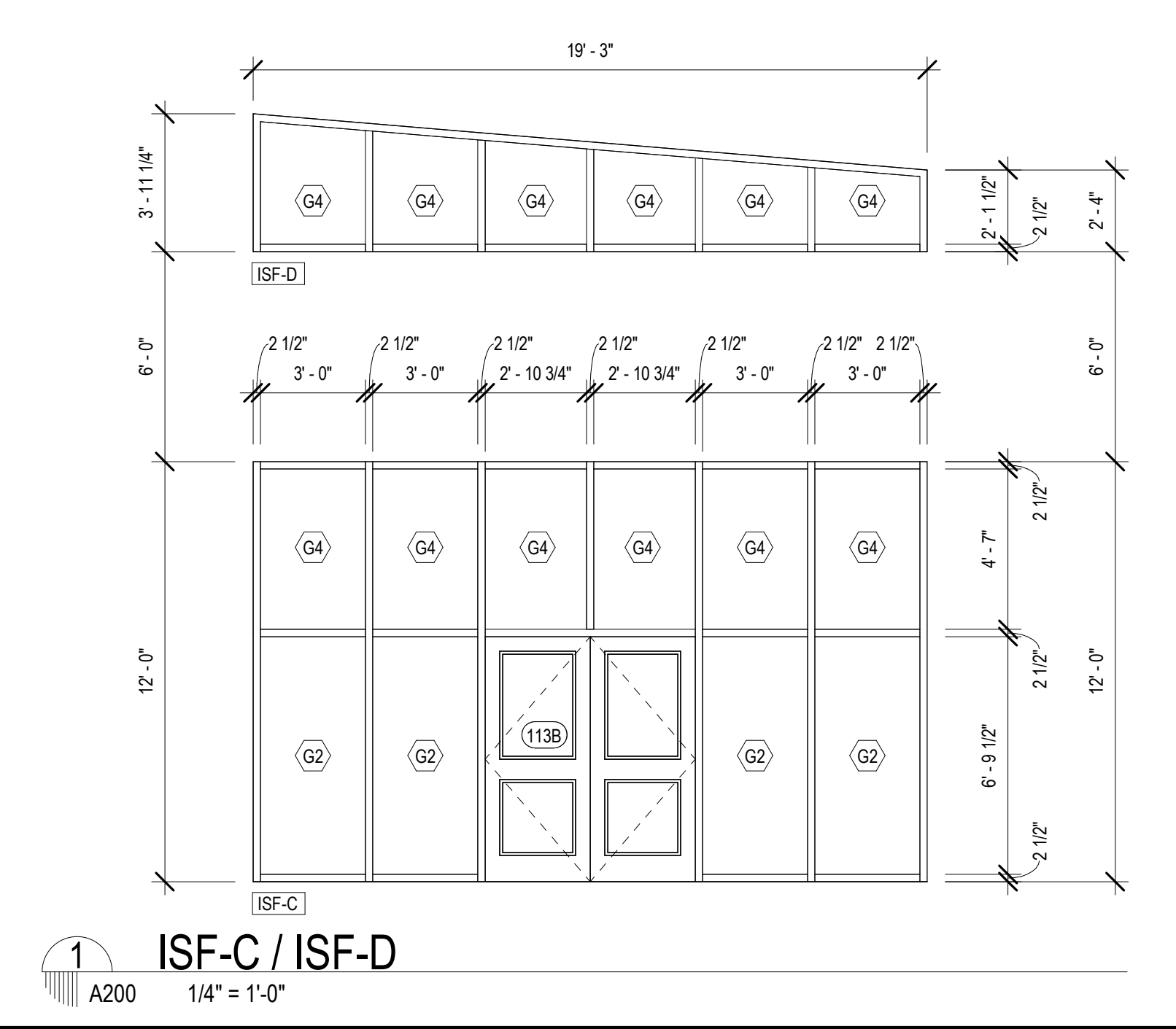
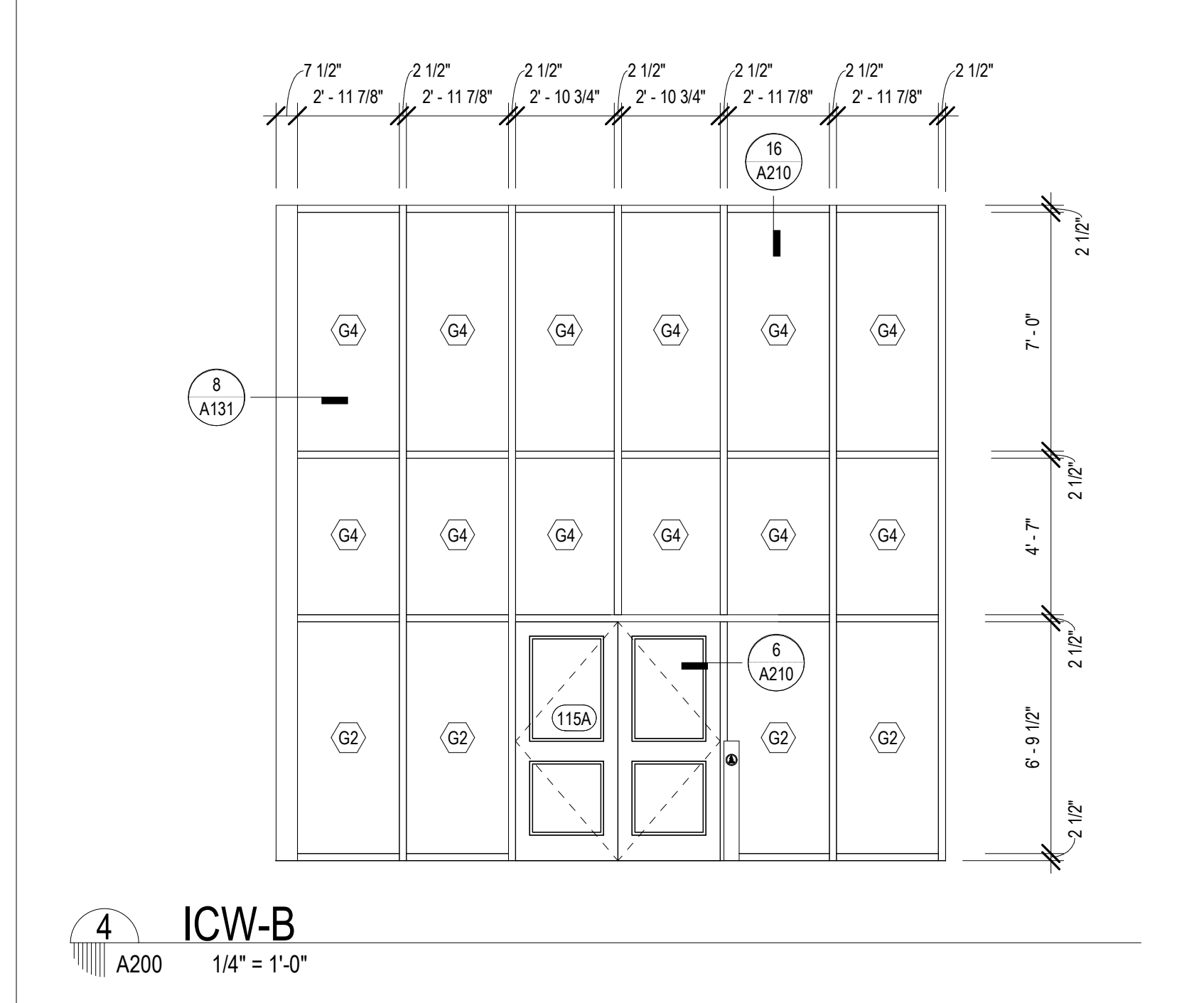
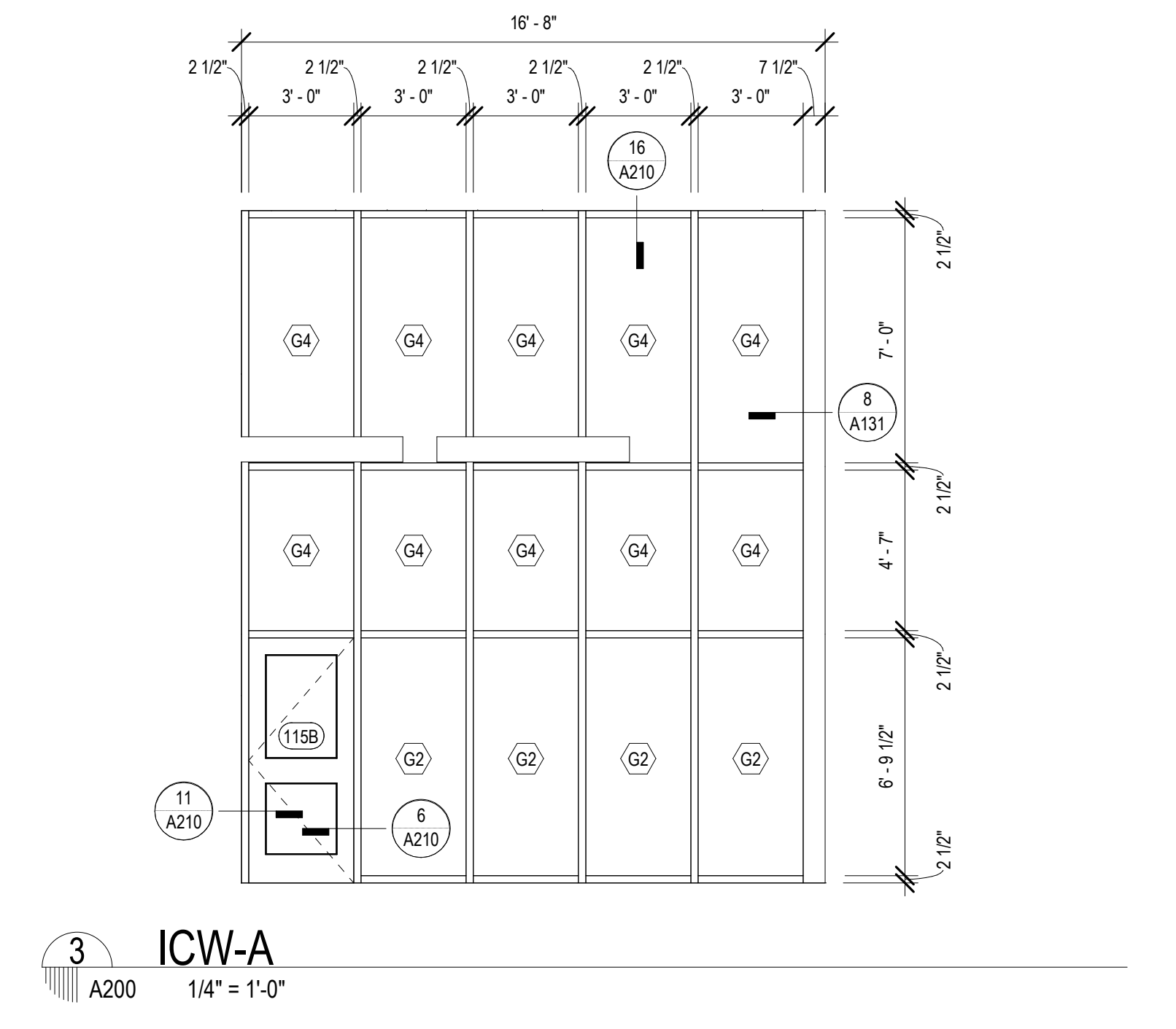
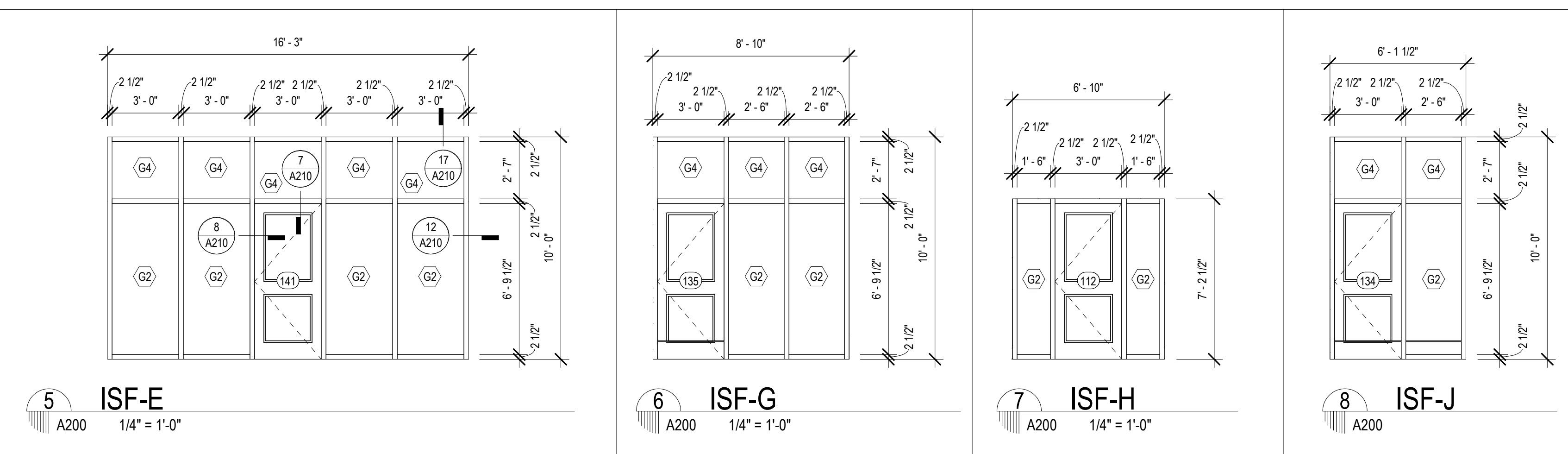
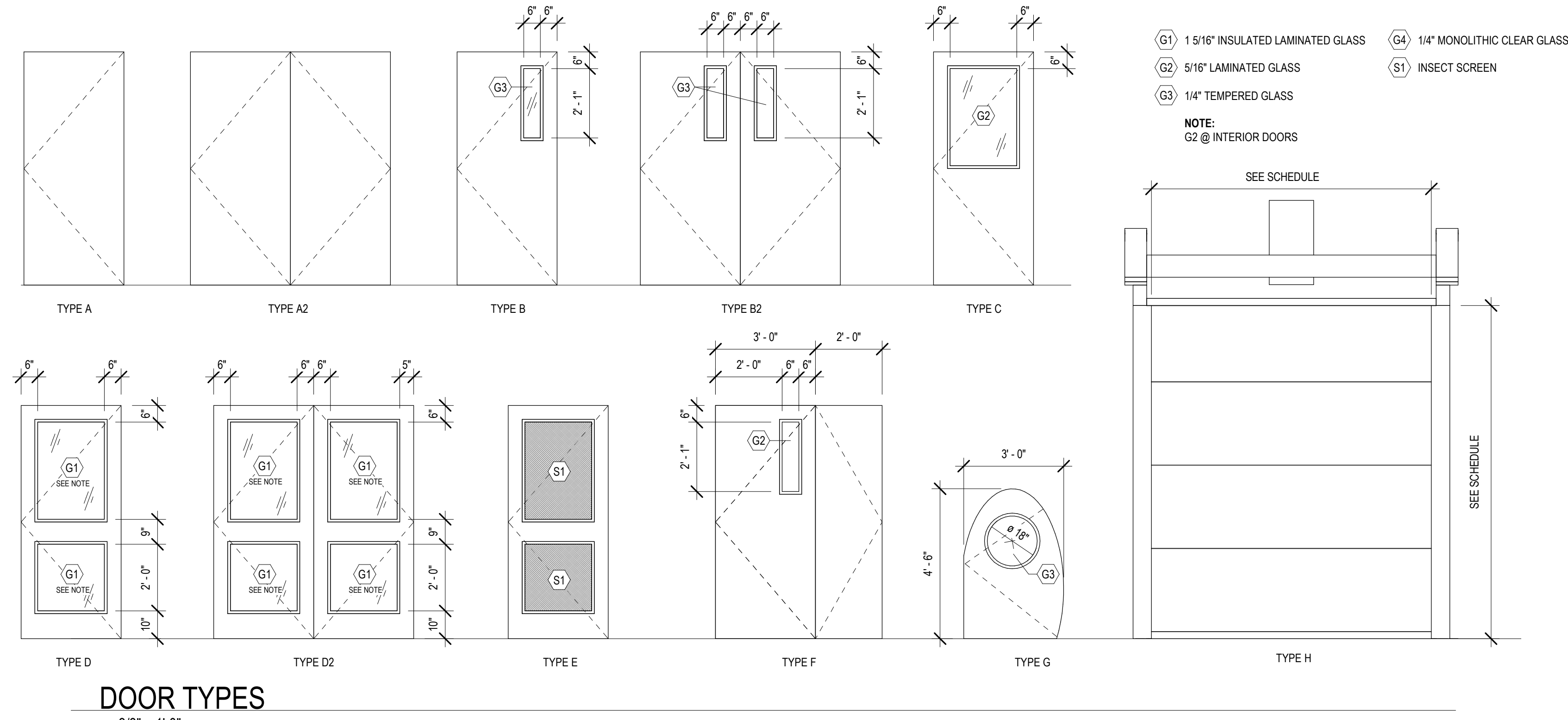
No.	Description	Date



Mathes Brierre + MBM
 ARCHITECTS + ARCHITECTS BEAZLEYMOLIERE
 A JOINT VENTURE
 201 St. Charles Avenue, Forty First Floor
 New Orleans, Louisiana 70170-4100
 Voice: 504-586-9303. Fax: 504-582-1305
 300 Heymann Blvd.
 Lafayette, Louisiana 70503
 337.233.0614

PROJECT TITLE
ST. BERNARD PARISH PUBLIC LIBRARY
 ST. BERNARD PARISH
 100% CONSTRUCTION DOCUMENTS
 DESIGNED BY MBA/ABM CHECKED BY PP
 DRAWN BY CF/RZ DATE 12.20.2021
 SHEET TITLE WALL TYPES
 PROJECT NO. MBA - 11884 SHEET NO. A150
 ABM - 201813

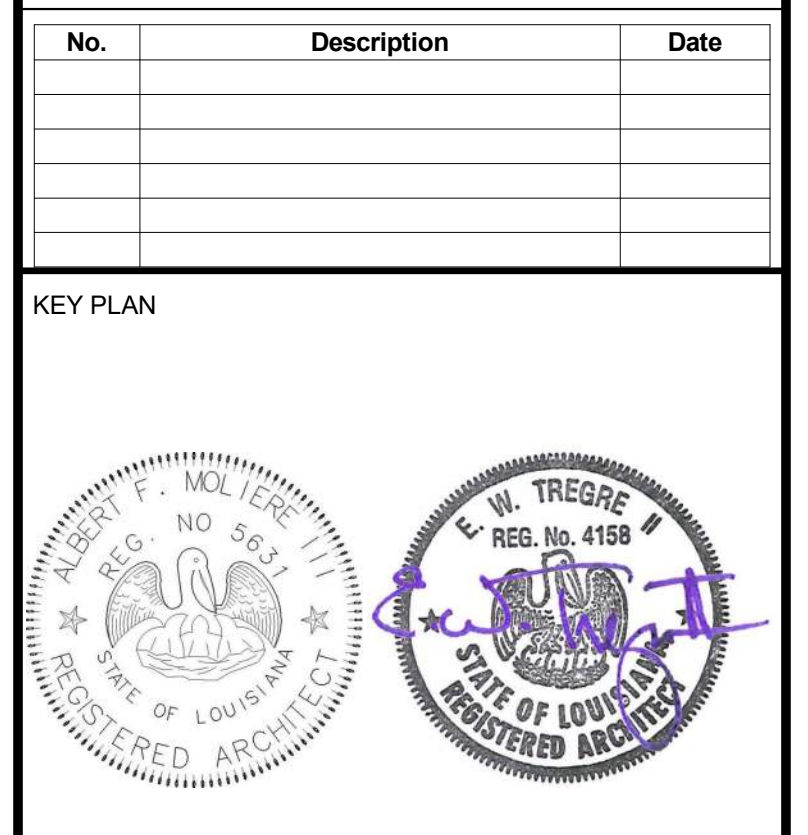
DOOR SCHEDULE												
MARK	DOOR TYPE	ASSOCIATED ROOM	DOOR DIMENSIONS		MATERIAL		DOOR DETAILS			GLAZING	DOOR RATING	COMMENTS
			WIDTH	HEIGHT	DOOR	FRAME	HEAD DETAIL	JAMB DETAIL	SILL DETAIL			
101	D2	LOBBY	3'-0"	7'-0"	WOOD	HM	20/A210	15/A210	5/A210	G1-1 5/16" INSULLAM. GLASS		
103	A	FAMILY RR	3'-0"	7'-0"	WOOD	HM	20/A210	15/A210	5/A210			
104	A	MENS	3'-0"	7'-0"	WOOD	HM	20/A210	15/A210	5/A210			
105	A	HVAC 1A	3'-0"	7'-0"	WOOD	HM	20/A210	15/A210				
106	A	JAN.	3'-0"	7'-0"	WOOD	HM	20/A210	15/A210				
107	A	WOMENS	3'-0"	7'-0"	WOOD	HM	20/A210	15/A210	5/A210			
108A	B	KITCHENETTE	3'-0"	7'-0"	WOOD	HM	19/A210	14/A210	5/A210	G3-1/4" TEMP. GLASS		
108B	B	KITCHENETTE	3'-0"	7'-0"	WOOD	HM	19/A210	14/A210	5/A210	G3-1/4" TEMP. GLASS		
109A	B2	MEETING ROOM	6'-0"	7'-0"	WOOD	HM	19/A210	14/A210	3/A210	G3-1/4" TEMP. GLASS		
109B	D	MEETING ROOM	3'-0"	7'-0"	ALUM	ALUM	PER MANUF.	5/A425	1/A210	G1-1 5/16" INSULLAM. GLASS		
110	A	HVAC 1	3'-0"	7'-0"	WOOD	HM	19/A210	14/A210				
111A	A2	MEETING STORAGE	6'-0"	7'-0"	WOOD	HM	20/A210	15/A210	9/A210		STC-50	ALL WOOD HVAC DOORS TO BE LINED W/ GALV. SHEET METAL W/ DULLED CORNERS AT INTERIOR SIDE OF DOOR.
111B	A2	MEETING STORAGE	6'-0"	7'-0"	WOOD	HM	20/A210	15/A210	9/A210		SMOKE-20MIN	
112	D	BOARD / CONFERENCE ROOM	3'-0"	7'-0"	WOOD	ALUM	18/A210	8/A210	3/A210			
113A	B	MULTI PURPOSE ROOM	3'-0"	7'-0"	WOOD	HM	20/A210	15/A210	3/A210	G3-1/4" TEMP. GLASS		
113B	D2	MULTI PURPOSE ROOM	6'-0"	7'-0"	ALUM	ALUM	6/A210			G2-5/16" LAMINATED GLASS		
113C	D	MULTI PURPOSE ROOM	3'-0"	7'-0"	ALUM	ALUM	PER MANUF.	10/A425	1/A210	G1-1 5/16" INSULLAM. GLASS		
114	A	AV & ELEC. CLOSET	3'-0"	7'-0"	WOOD	HM	20/A210	15/A210				
115A	D2	EXHIBIT. NEW BOOKS, ADULT AV, SEATING	6'-0"	7'-0"	ALUM	ALUM		6/A210		G2-5/16" LAMINATED GLASS		
115B	D	DVD STACKS	3'-0"	7'-0"	ALUM	ALUM		11/A210	3/A210	G2-5/16" LAMINATED GLASS		
116	F	STAFF WORKROOM	5'-0"	7'-0"	HM	HM	4/A211	5/A211	1/A210	G2-5/16" LAMINATED GLASS		GALVANIZED DOOR & FRAME
117	A	DATA	3'-0"	7'-0"	WOOD	HM	20/A210	15/A210				
118	A	SUPPORT STORAGE	3'-6"	7'-0"	WOOD	HM	20/A210	15/A210	9/A210		SMOKE-20MIN	
119	A	STAFF RR 2	3'-0"	7'-0"	WOOD	HM	20/A210	15/A210	4/A210			
120	A	STAFF RR 1	3'-0"	7'-0"	WOOD	HM	20/A210	15/A210	4/A210			
121	C	STAFF LOUNGE	3'-0"	7'-0"	WOOD	HM	20/A210	15/A210	9/A210			
122A	A	CHILD PROG. STORAGE	3'-0"	7'-0"	WOOD	HM	20/A210	15/A210	9/A210	G2-5/16" LAMINATED GLASS		SMOKE-20MIN
122B	A	CHILD PROG. STORAGE	3'-6"	7'-0"	WOOD	HM	20/A210	15/A210			SMOKE-20MIN	
122C	A	CHILD PROG. STORAGE	3'-0"	7'-0"	WOOD	HM	20/A210	15/A210	9/A210		SMOKE-20MIN	
123	C	DIRECTOR	3'-0"	7'-0"	WOOD	HM	20/A210	15/A210	3/A210	G2-5/16" LAMINATED GLASS		
125	D	CHILDRENS AREA	3'-0"	7'-0"	ALUM	ALUM	PER MANUF.	8/A210	1/A210	G1-1 5/16" INSULLAM. GLASS		
126A	C	CHILDRENS PROGRAM	3'-0"	7'-0"	WOOD	HM	20/A210	15/A210	9/A210	G2-5/16" LAMINATED GLASS		
126B	G	CHILDRENS AREA	3'-0"	4'-6"	WOOD	WOOD		9/A210		G3-1/4" TEMP. GLASS		
126C	A	CHILDRENS PROGRAM	3'-0"	7'-0"	HM	HM	6/211	7/A211	1/A210			GALVANIZED DOOR & FRAME
126D	H	CHILDRENS PROGRAM	15'-11"	12'-0"	RE FIN. SCHED.	ALUM						GALVANIZED DOOR & FRAME
127	A2	HVAC 3	6'-0"	7'-0"	HM	HM	4/A211	5/A211	1/A210			
128	A	ELECTRICAL	3'-0"	7'-0"	WOOD	HM	20/A210	15/A210				
129	A	FAMILY RR	3'-0"	7'-0"	WOOD	HM	20/A210	15/A210	4/A210			
130	A	FAMILY RR	3'-0"	7'-0"	WOOD	HM	20/A210	15/A210	4/A210			
131	A	LACTATION	3'-0"	7'-0"	WOOD	HM	20/A210	15/A210	9/A210			
132	D	QUIET READING / SPECIAL COLLECTIONS	3'-0"	7'-0"	WOOD	ALUM	7/A210	8/A210		G2-5/16" LAMINATED GLASS		
133	D	COVERED PORCH	3'-0"	7'-0"	ALUM	ALUM	PER MANUF.	6/A210	1/A210	G1-1 5/16" INSULLAM. GLASS		
134	D	GROUP STUDY / SOUND ROOM	3'-0"	7'-0"	WOOD	ALUM	7817/A210	8813/A210		G2-5/16" LAMINATED GLASS		
135	D	STUDY 5	3'-0"	7'-0"	WOOD	ALUM	7817/A210	8813/A210		G2-5/16" LAMINATED GLASS		
136	D	STUDY 4	3'-0"	7'-0"	WOOD	ALUM	7817/A210	8813/A210		G2-5/16" LAMINATED GLASS		
137	D	STUDY 3	3'-0"	7'-0"	WOOD	ALUM	7817/A210	8813/A210		G2-5/16" LAMINATED GLASS		
138	A2	HVAC 2	6'-0"	7'-0"	HM	HM	4/A211	5/A211	1/A210			GALVANIZED DOOR & FRAME
139	A	ELEC CLOSET	3'-0"	7'-0"	HM	HM	20/A210	15/A210				
141	D	COMPUTER LAB	3'-0"	7'-0"	WOOD	ALUM	7/A210	8/A210		G2-5/16" LAMINATED GLASS		
142	C	STUDY 2	3'-0"	7'-0"	WOOD	HM	20/A210	15/A210		G2-5/16" LAMINATED GLASS		
143	C	STUDY 1	3'-0"	7'-0"	WOOD	HM	20/A210	15/A210		G2-5/16" LAMINATED GLASS		
148	E	COVERED PORCH	3'-0"	7'-0"	ALUM	ALUM	PER MANUF.	PER MANUF.	1/A210	SCREEN		



MATERIALS KEYING/ GENERAL NOTES

CURTAIN WALL / STOREFRONT SHEET...	
MARK	SHEET NO.
CW-A @ LOBBY N	A220
CW-C @ LOBBY SOUTH	A220
CW-W @ COLLECTION & SEATING EAST	A221
ESF-A @ QUIET READING	A222
CURTAIN WALL	
CW-A @ LOBBY NORTH - ALT 1	A220
CW-B @ LOBBY EAST	A220
CW-C @ LOBBY SOUTH - ALT 3	A220
CW-D @ MULTI. EAST	A220
CW-E @ MULTI-PURPOSE SOUTH	A220
CW-F @ MULTI. WEST	A220
CW-G @ CHILDRENS NORTH	A220
CW-H @ SCREEN WALL @ COVERED PORCH	A221
CW-I @ QUIET READING NORTH	A221
CW-L @ COLLECTION & SEATING NORTH	A221
CW-M @ COLLECTION & SEATING EAST ALT 2	A221
CW-N @ TEEN AREA	A221
CW-P @ TEEN EAST	A221
EXTERIOR STOREFRONT	
ESF-A @ MEET. EAST	A222
ESF-B @ MEETING ROOM SOUTH	A222
ESF-C @ STAFF LOUNGE SOUTH	A222
ESF-D @ STAFF WORKROOM WEST	A222
ESF-E @ STAFF WIK. SOUTH	A222
ESF-F @ CHLD. PROGRAM	A222
ESF-G	A222
ESF-H @ COVERED PORCH	A222
ESF-J @ GROUP STUDY NORTH	A222
ESF-L @ HVAC 3	A222
INTERIOR STOREFRONT	
ICW-A	A200
ICW-B	A200
ISF-C / ISF-D	A200
ISF-F / ISF-K	A200
ISF-G	A200

No.	Description	Date



Mathes Brierre + /BM
ARCHITECTS ARCHITECTS BEAZLEY MOLIÈRE
A JOINT VENTURE

201 St. Charles Avenue, Forty First Floor
New Orleans, Louisiana 70170-4100
Voice: 504.586.9303. Fax: 504.582.1305

300 Heymann Blvd.
Lafayette, Louisiana 70503
337.233.0614

PROJECT TITLE

ST. BERNARD PARISH PUBLIC LIBRARY

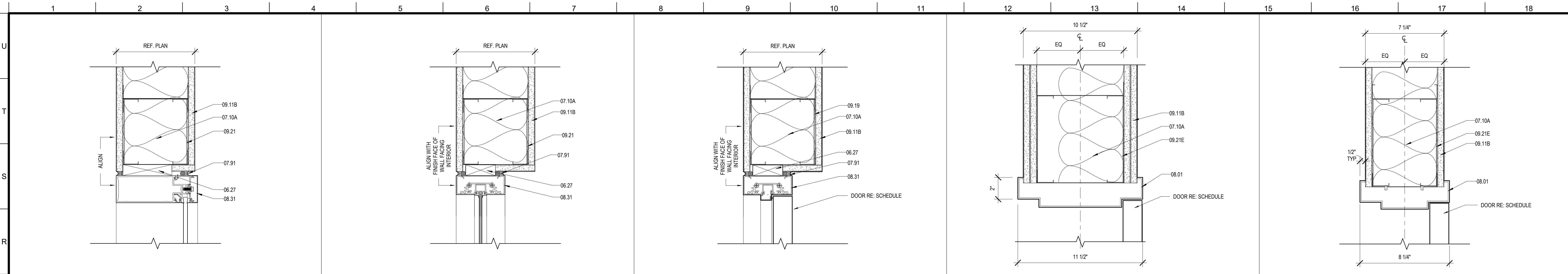
ST. BERNARD PARISH

100% CONSTRUCTION DOCUMENTS

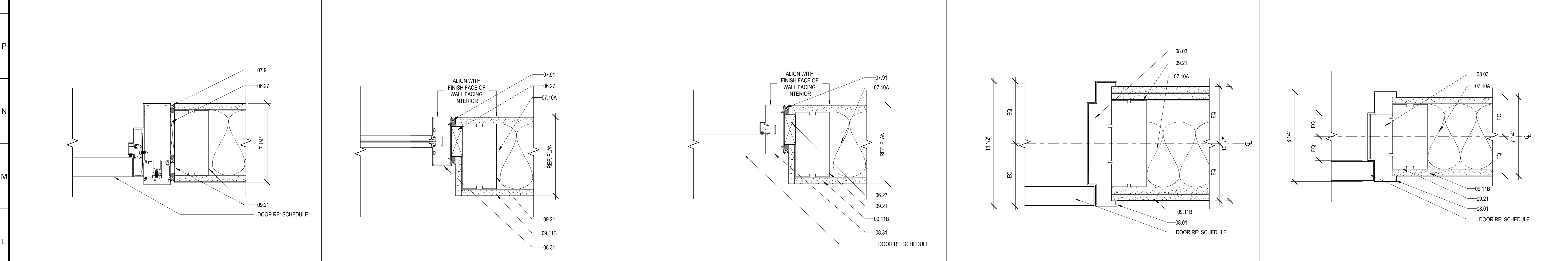
DESIGNED BY	MBA/ABM	CHECKED BY	PP
DRAWN BY	CF/RZ	DATE	12.20.2021

SHEET TITLE
DOOR & WINDOW SCHEDULE & TYPES

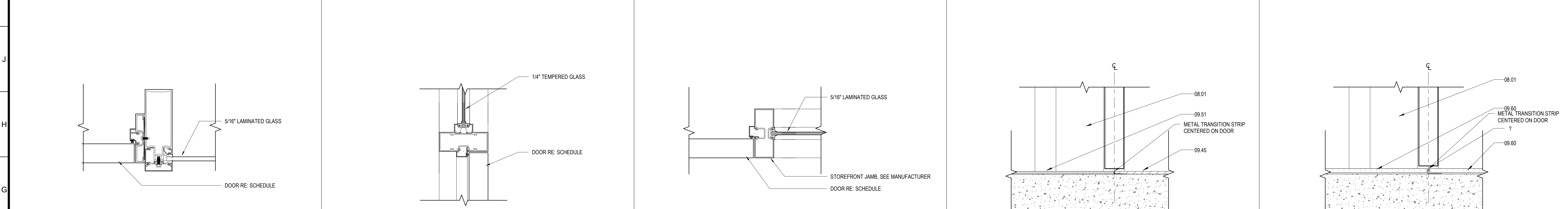
PROJECT NO. SHEET NO.
MBA - 11884 **A200**
ABM - 201813



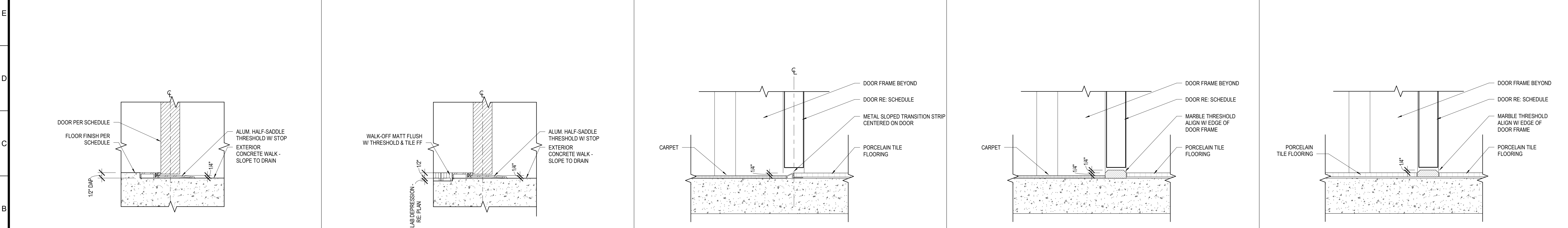
16 INT CURTAINWALL HEAD
 17 STOREFRONT HEAD
 18 STOREFRONT DOOR HEAD
 19 DOOR HEAD
 20 DOOR HEAD



11 INT CURTAINWALL DOOR JAMB
 12 STOREFRONT JAMB
 13 STOREFRONT DOOR JAMB
 14 DOOR JAMB
 15 DOOR JAMB



6 INT CURTAINWALL DOOR JAMB
 7 STOREFRONT DOOR HEAD
 8 STOREFRONT DOOR JAMB
 9 THRESHOLD - CPT / LVT
 10 THRESHOLD - TL-1 / TL-2




1 THRESH AT EXT DOORS
 2 HALF SADDLE THRESH AT EXT DOORS
 3 THRESHOLD - CPT / TL
 4 MARBLE THRESHOLD - CPT / TL
 5 MARBLE THRESHOLD - TL-1 / TL-2

MATERIALS KEYING/ GENERAL NOTES

Keynote Legend	
Key Value	Keynote Text
06.27	WOOD BLOCKING (06 10 00)
07.10A	BATT SOUND INSULATION (6" THK)
07.91	BACKER ROD & SEALANT
08.01	HOLLOW METAL FRAME (08 11 00)
08.03	FRAME ANCHOR - SCREWED TO STUD (08 11 00)
08.31	ALUMINUM FRAME (08 40 00)
09.11B	GYPSUM BOARD (5/8" THICK) ADDITIONAL LAYERS WHERE SHOWN
09.19	LIGHT GAUGE METAL FRAMING - RE: STRUCTURAL (09 26 00)
09.21	LIGHT GAUGE METAL STUDS (09 26 00)
09.21E	8" METAL STUDS
09.45	LUXURY VINYL TILE (09 65 00)
09.51	CARPET (09 68 00)
09.60	PORCELAIN TILE

No.	Description	Date



Mathes Brierre + / **BM**
 ARCHITECTS + ARCHITECTS BEAZLEY MOULIERE
 A JOINT VENTURE

201 St. Charles Avenue, Forty First Floor
 New Orleans, Louisiana 70170-4100
 Voice: 504.586.9303. Fax: 504.582.1305

300 Heymann Blvd.
 Lafayette, Louisiana 70503
 337.233.0614

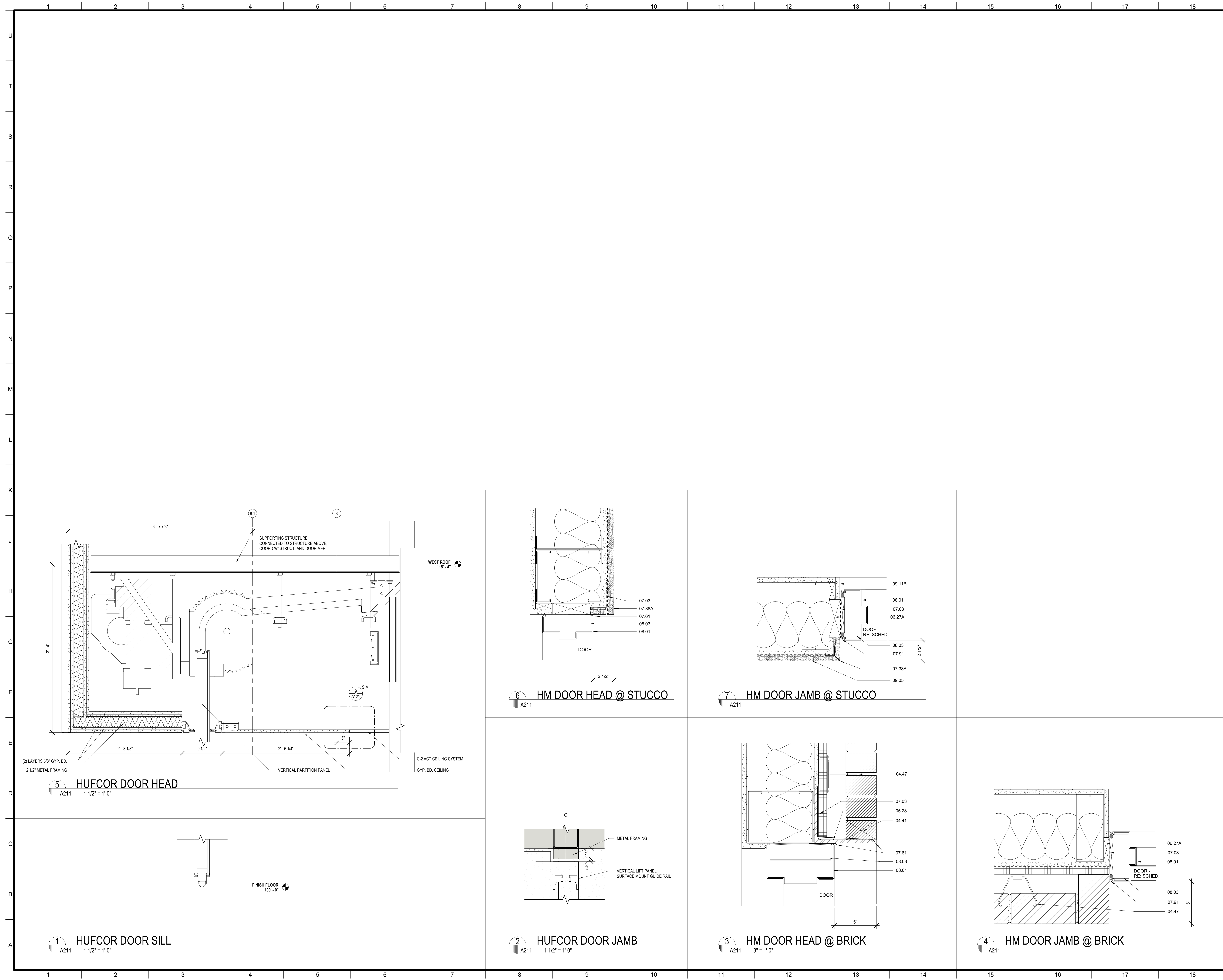
PROJECT TITLE

ST. BERNARD PARISH PUBLIC LIBRARY

ST. BERNARD PARISH

100% CONSTRUCTION DOCUMENTS


DESIGNED BY	MBA/ABM	CHECKED BY	PP
DRAWN BY	CF	DATE	12.20.2021
SHEET TITLE			
DOOR DETAILS			
PROJECT NO.	MBA - 11884	SHEET NO.	A210
ABM - 201813			



MATERIALS KEYING/ GENERAL NOTES

Keynote Legend	
Key Value	Keynote Text
04.41	WEEP HOLE AT 32" ON CENTER
04.47	MASONRY ANCHORS (04 20 00)
05.28	STEEL ANGLE - RE. STRUCTURAL (05 12 00)
06.27A	TREATED WOOD BLOCKING
07.03	MEMBRANE WATERPROOFING (07 27 26)
07.38A	
07.61	METAL FLASHING
07.91	BACKER ROD & SEALANT
08.01	HOLLOW METAL FRAME (08 11 00)
08.03	FRAME ANCHOR - SCREWED TO STUD (08 11 00)
09.05	STUCCO ON METAL LATH (09 22 00)
09.11B	GYPSUM BOARD (5/8" THICK) ADDITIONAL LAYERS WHERE SHOWN

No.	Description	Date



Mathes Brierre + **BM**
 ARCHITECTS ARCHITECTS
 A JOINT VENTURE

201 St. Charles Avenue, Forty First Floor
 New Orleans, Louisiana 70170-4100
 Voice: 504-586-9303, Fax: 504-582-1305

300 Heymann Blvd.
 Lafayette, Louisiana 70503
 337.233.0614

PROJECT TITLE

ST. BERNARD PARISH PUBLIC LIBRARY

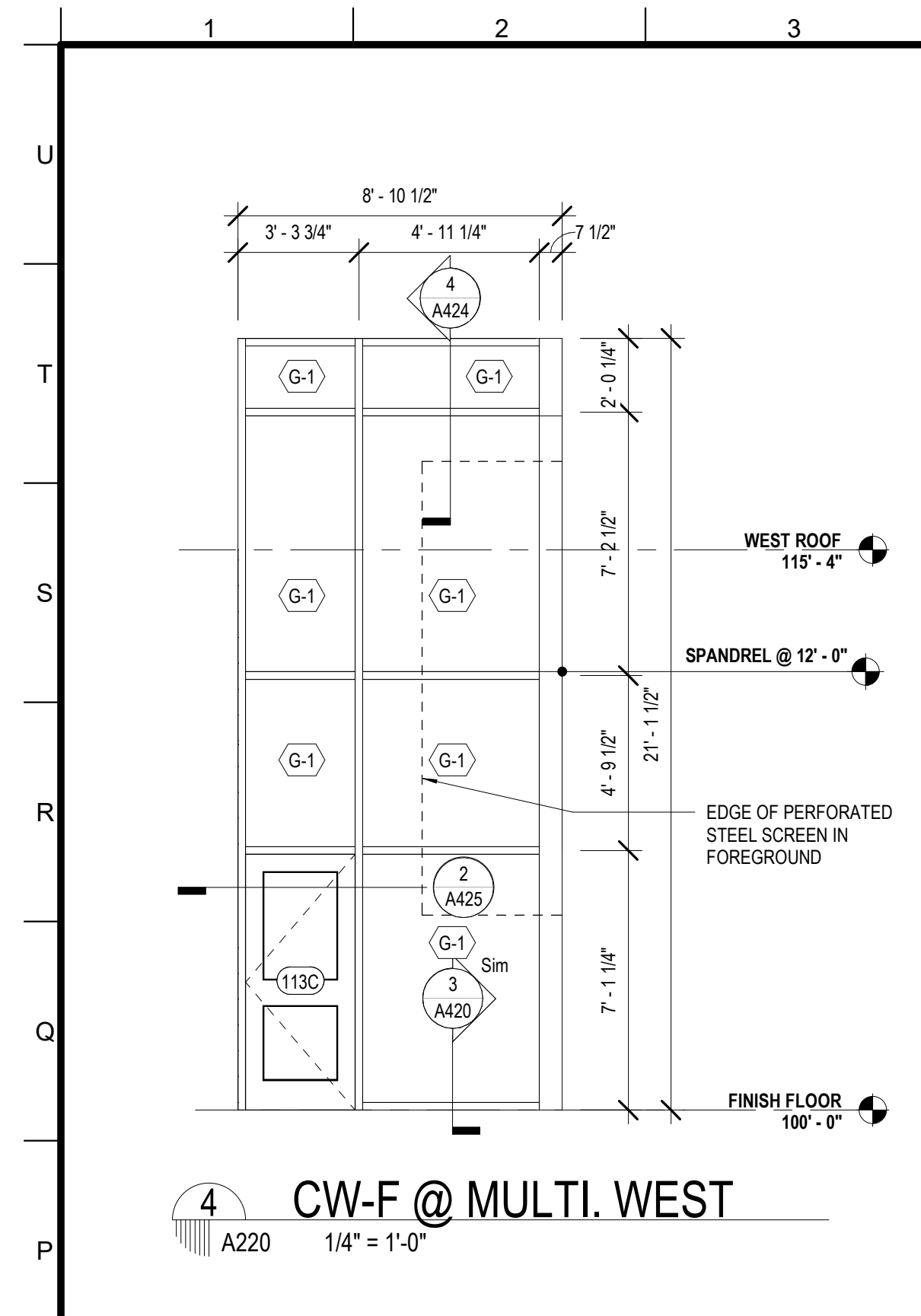
ST. BERNARD PARISH

100% CONSTRUCTION DOCUMENTS

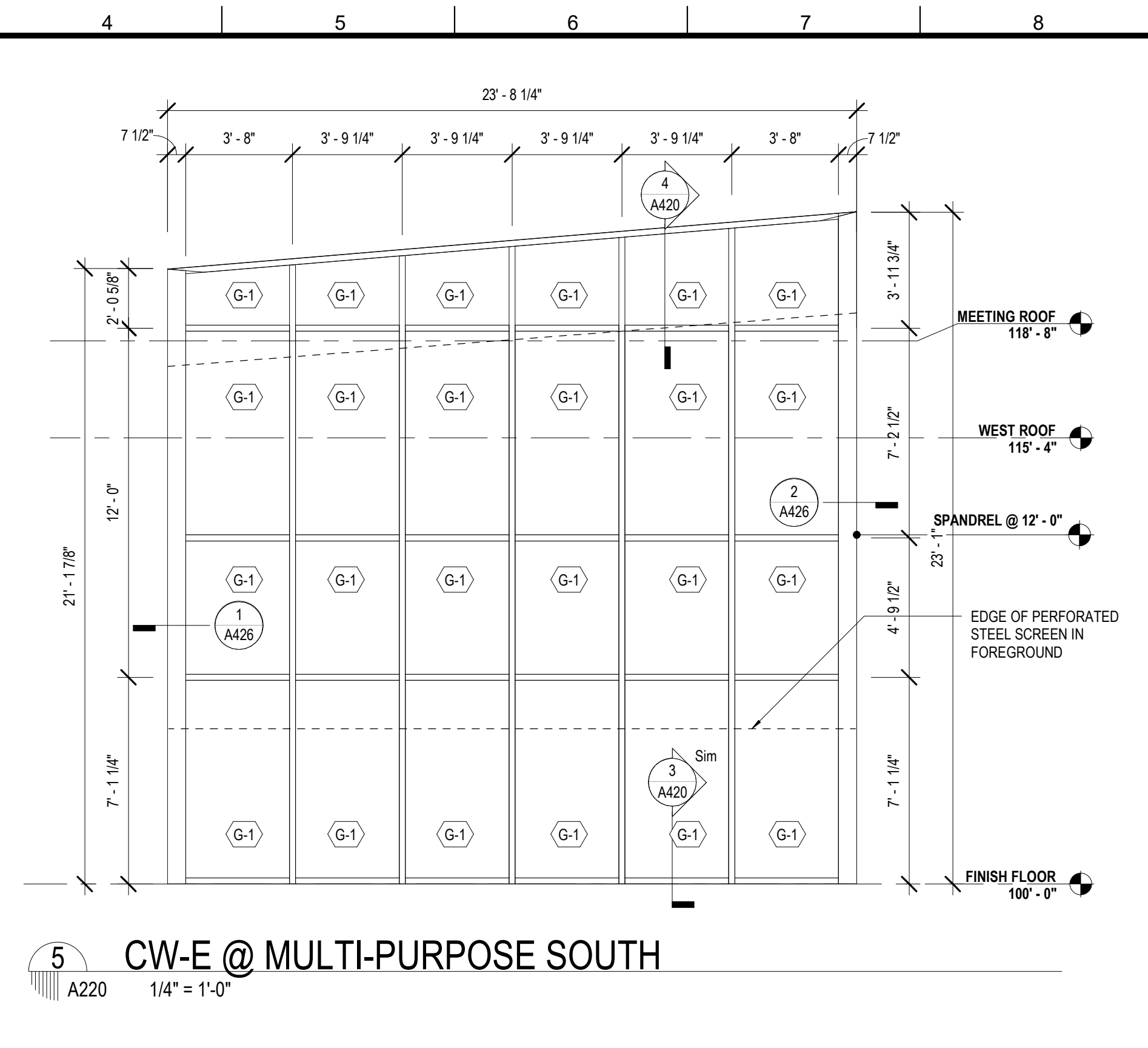
DESIGNED BY	MBA/ABM	CHECKED BY	ALB
DRAWN BY	MP/SC/ALB	DATE	12.20.2021

SHEET TITLE: **DOOR DETAILS**

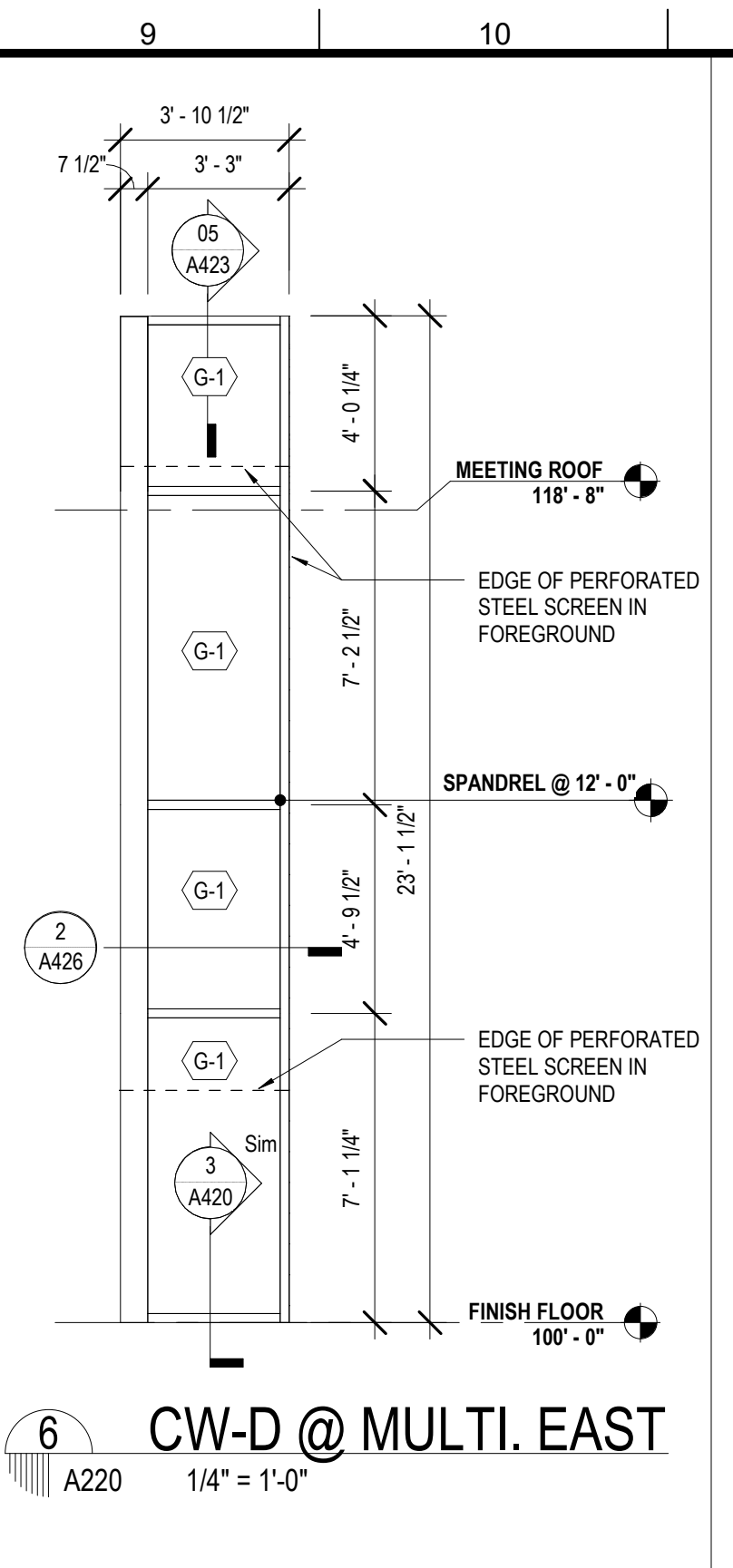
PROJECT NO.	SHEET NO.
MBA - 11884	A211
ABM - 201813	



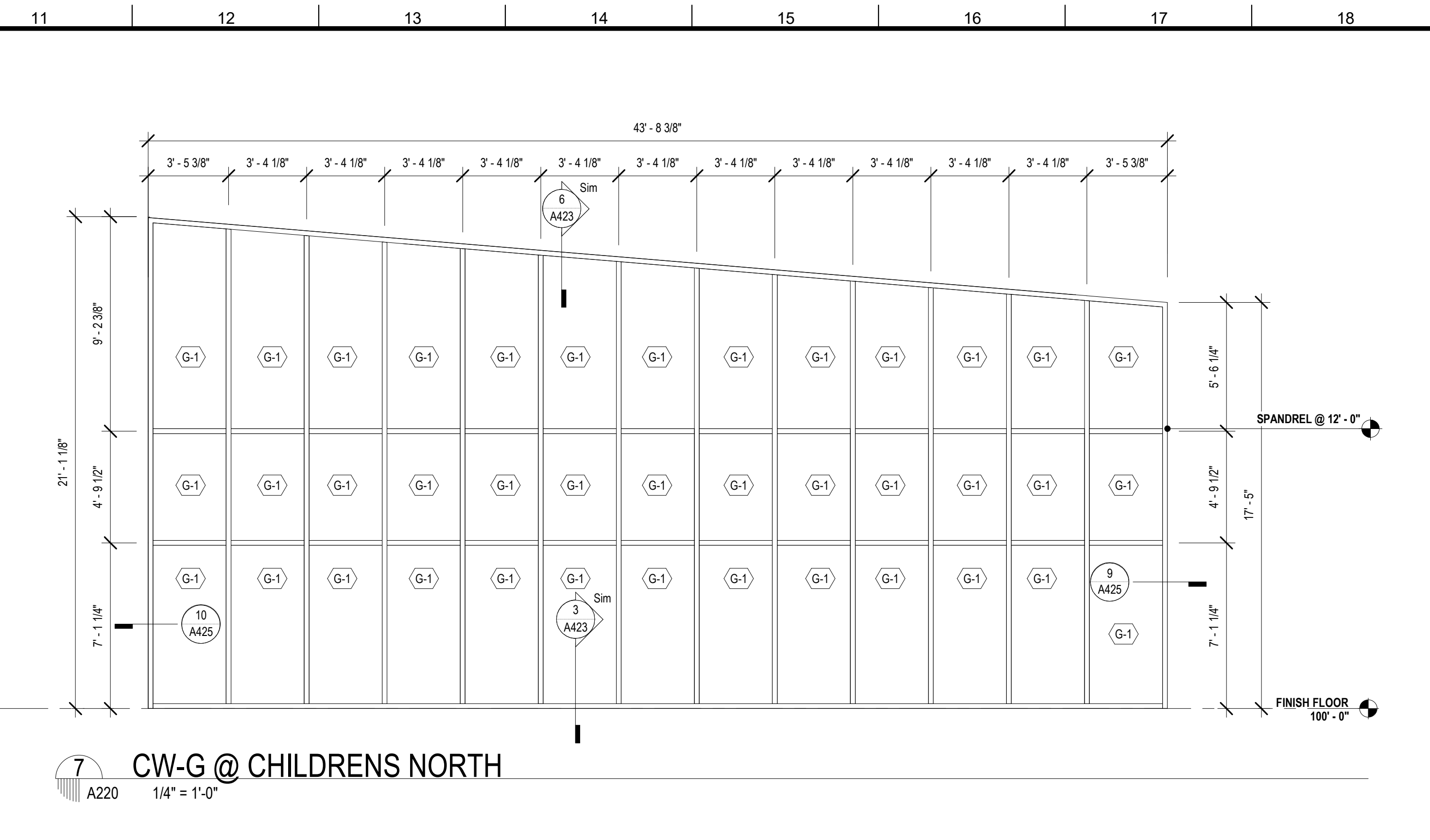
4 CW-F @ MULTI. WEST
A220 1/4" = 1'-0"



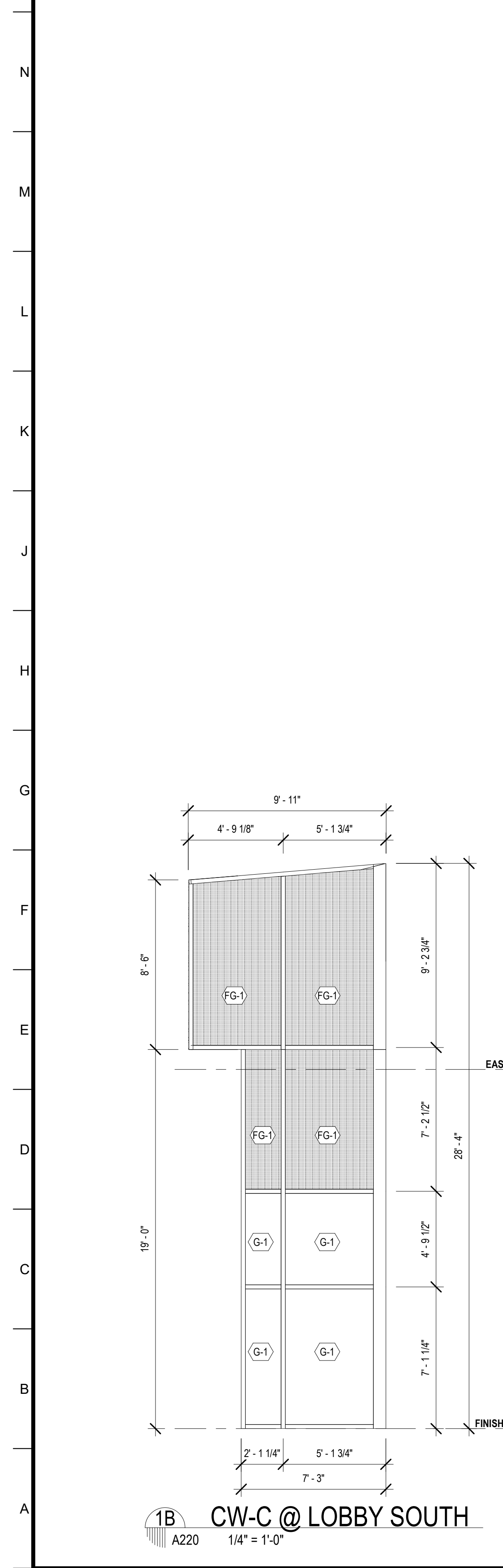
5 CW-E @ MULTI-PURPOSE SOUTH
A220 1/4" = 1'-0"



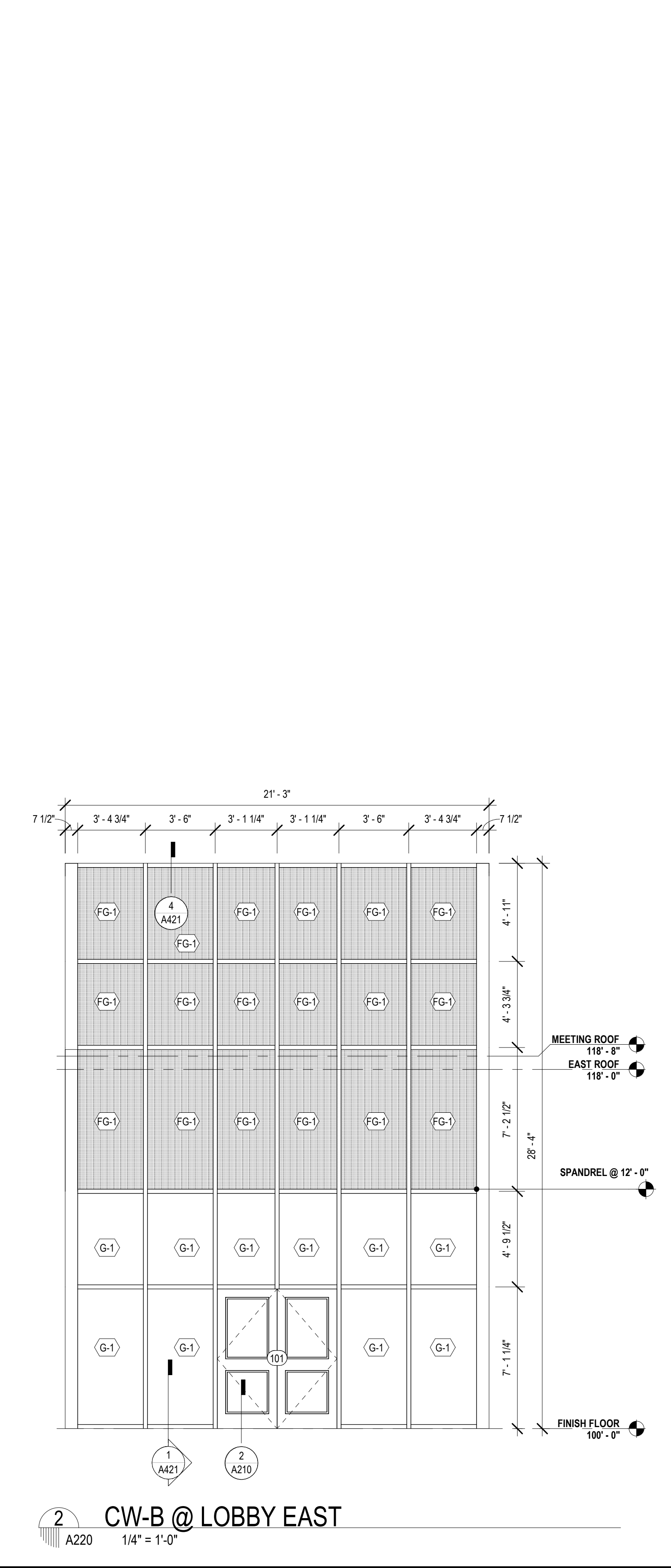
6 CW-D @ MULTI. EAST
A220 1/4" = 1'-0"



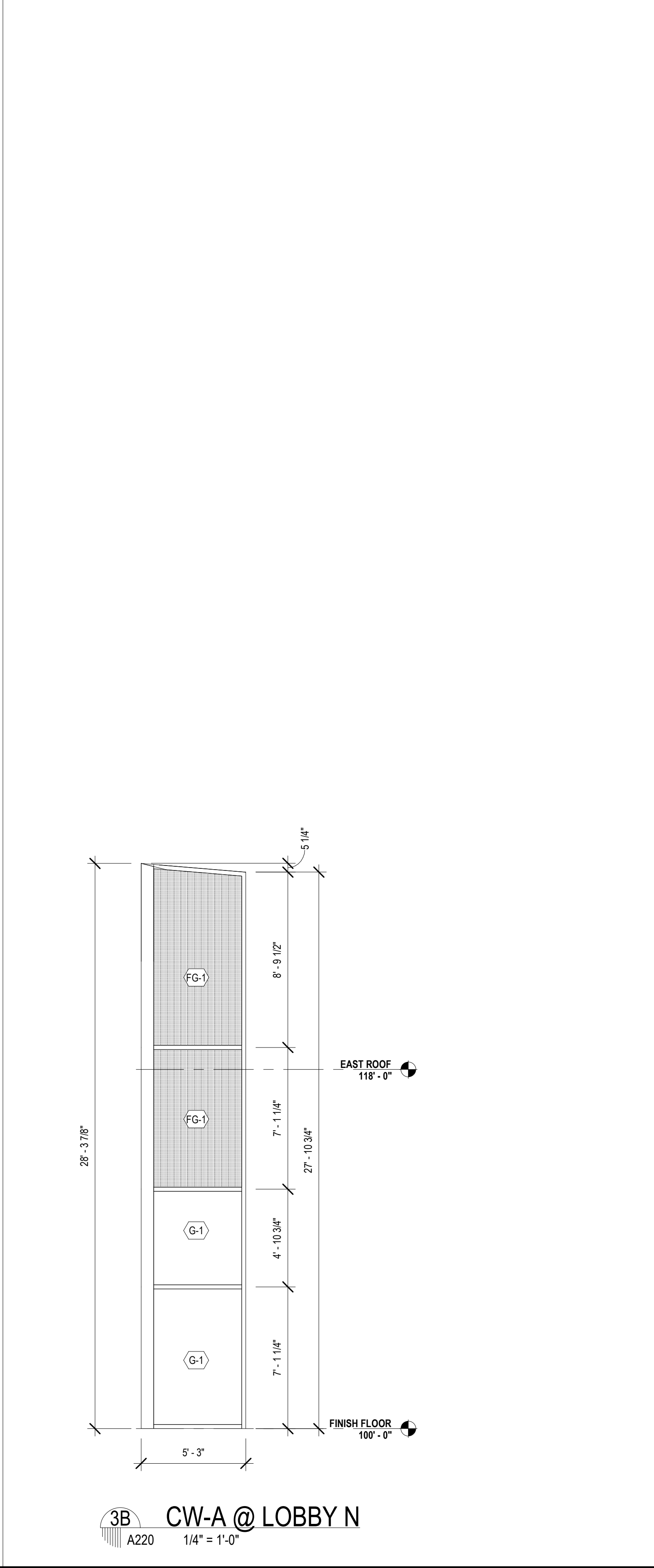
7 CW-G @ CHILDRENS NORTH
A220 1/4" = 1'-0"



1B CW-C @ LOBBY SOUTH
A220 1/4" = 1'-0"



2 CW-B @ LOBBY EAST
A220 1/4" = 1'-0"



3B CW-A @ LOBBY N
A220 1/4" = 1'-0"

MATERIALS KEYING/ GENERAL NOTES

CURTAIN WALL / STOREFRONT SHEET ...	
MARK	SHEET NO.
CWA @ LOBBY N	A220
CWB @ LOBBY SOUTH	A220
CWM @ COLLECTION & SEATING EAST	A221
ESF-K @ QUIET READING	A222
CURTAIN WALL	
CWA @ LOBBY NORTH - ALT 1	A220
CWB @ LOBBY EAST	A220
CWC @ LOBBY SOUTH - ALT 3	A220
CWD @ MULTI. EAST	A220
CWE @ MULTI-PURPOSE SOUTH	A220
CWF @ MULTI. WEST	A220
CWG @ CHILDRENS NORTH	A220
CWH @ SCREEN WALL @ COVERED PORCH	A221
CWK @ QUIET READING NORTH	A221
CWL @ COLLECTION & SEATING NORTH	A221
CWM @ COLLECTION & SEATING EAST ALT 2	A221
CWN @ TEEN AREA	A221
CWP @ TEEN EAST	A221
EXTERIOR STOREFRONT	
ESF-A @ MEET. EAST	A222
ESF-B @ MEETING ROOM SOUTH	A222
ESF-C @ STAFF LOUNGE SOUTH	A222
ESF-D @ STAFF WORKROOM WEST	A222
ESF-E @ STAFF WK. SOUTH	A222
ESF-F @ CHLD. PROGRAM	A222
ESF-G	A222
ESF-H @ COVERED PORCH	A222
ESF-I @ GROUP STUDY NORTH	A222
ESF-L @ HVAC 3	A222
INTERIOR STOREFRONT	
ICWA	A200
ICWB	A200
ISF-C / ISF-D	A200
ISF-D	A200
ISF-F / ESF-K	A200
ISF-G	A200

No.	Description	Date



Mathes Brierre + Beazley Moliere
ARCHITECTS ARCHITECTS BEAZLEYMOLIERE
A JOINT VENTURE

201 St. Charles Avenue, Forty First Floor
New Orleans, Louisiana 70170-4100
Voice: 504.586.9303. Fax: 504.582.1305

300 Heymann Blvd.
Lafayette, Louisiana 70503
337.233.0614

PROJECT TITLE

ST. BERNARD PARISH PUBLIC LIBRARY

ST. BERNARD PARISH

100% CONSTRUCTION DOCUMENTS

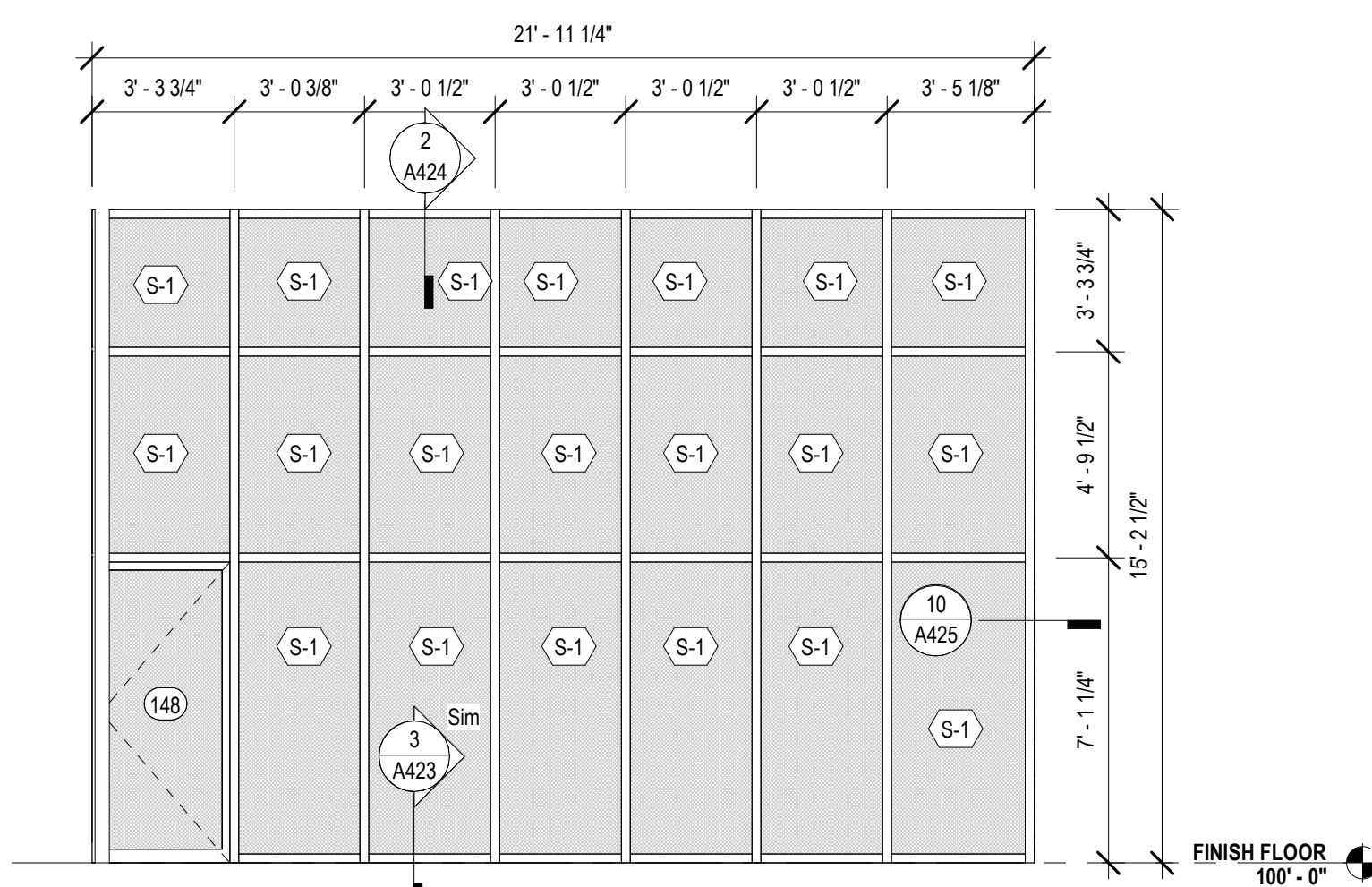
DESIGNED BY	MBA/ABM	CHECKED BY	AM/PP
DRAWN BY	MP/SC/ALB	DATE	12.20.2021

SHEET TITLE
CURTAIN WALL OPENING ELEVATIONS

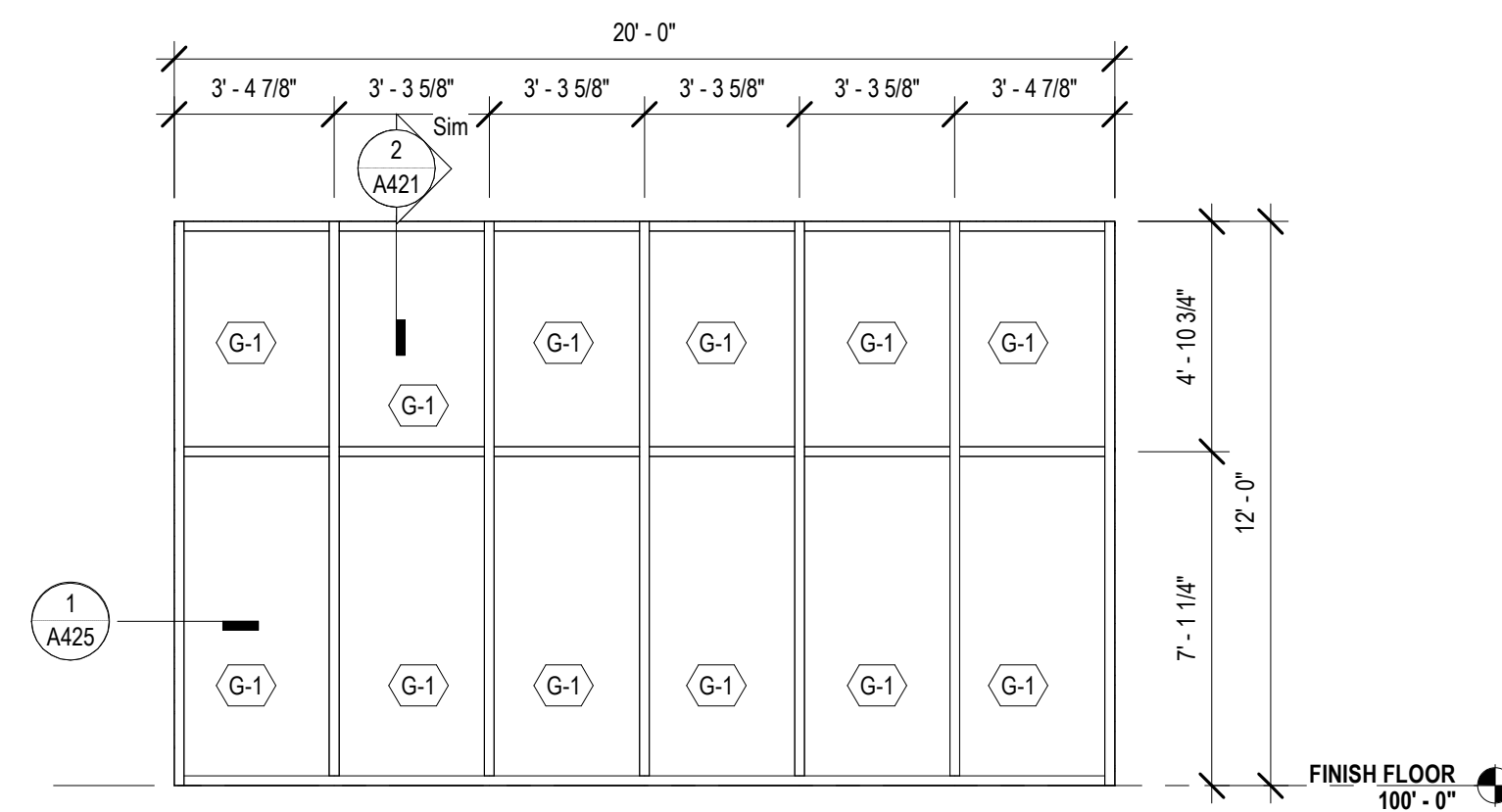
PROJECT NO.	MBA - 11884	SHEET NO.	A220
	ABM - 201813		

MARK	DESCRIPTION	SHEET NO.
CW-A	@ LOBBY N	A220
CW-B	@ LOBBY SOUTH	A220
CW-M	@ COLLECTION & SEATING EAST	A221
ESF-K	@ QUIET READING	A222
CURTAIN WALL		
CW-A	@ LOBBY NORTH - ALT 1	A220
CW-B	@ LOBBY EAST	A220
CW-C	@ LOBBY SOUTH - ALT 3	A220
CW-D	@ MULTI - EAST	A220
CW-E	@ MULTI-PURPOSE SOUTH	A220
CW-F	@ MULTI - WEST	A220
CW-G	@ CHILDRENS NORTH	A220
CW-H	@ SCREEN WALL @ COVERED PORCH	A221
CW-K	@ QUIET READING NORTH	A221
CW-L	@ COLLECTION & SEATING NORTH	A221
CW-M	@ COLLECTION & SEATING EAST ALT 2	A221
CW-N	@ TEEN AREA	A221
CW-P	@ TEEN EAST	A221
EXTERIOR STOREFRONT		
ESF-A	@ MEET. EAST	A222
ESF-B	@ MEETING ROOM SOUTH	A222
ESF-C	@ STAFF LOUNGE SOUTH	A222
ESF-D	@ STAFF WORKROOM WEST	A222
ESF-E	@ STAFF WORK ROOM SOUTH	A222
ESF-F	@ CHLD. PROGRAM	A222
ESF-G		A222
ESF-H	@ COVERED PORCH	A222
ESF-J	@ GROUP STUDY NORTH	A222
ESF-L	@ HVAC 3	A222
INTERIOR STOREFRONT		
ICW-A		A200
ICW-B		A200
ISF-C / ISF-D		A200
ISF-D		A200
ISF-F / ISF-K		A200
ISF-G		A200

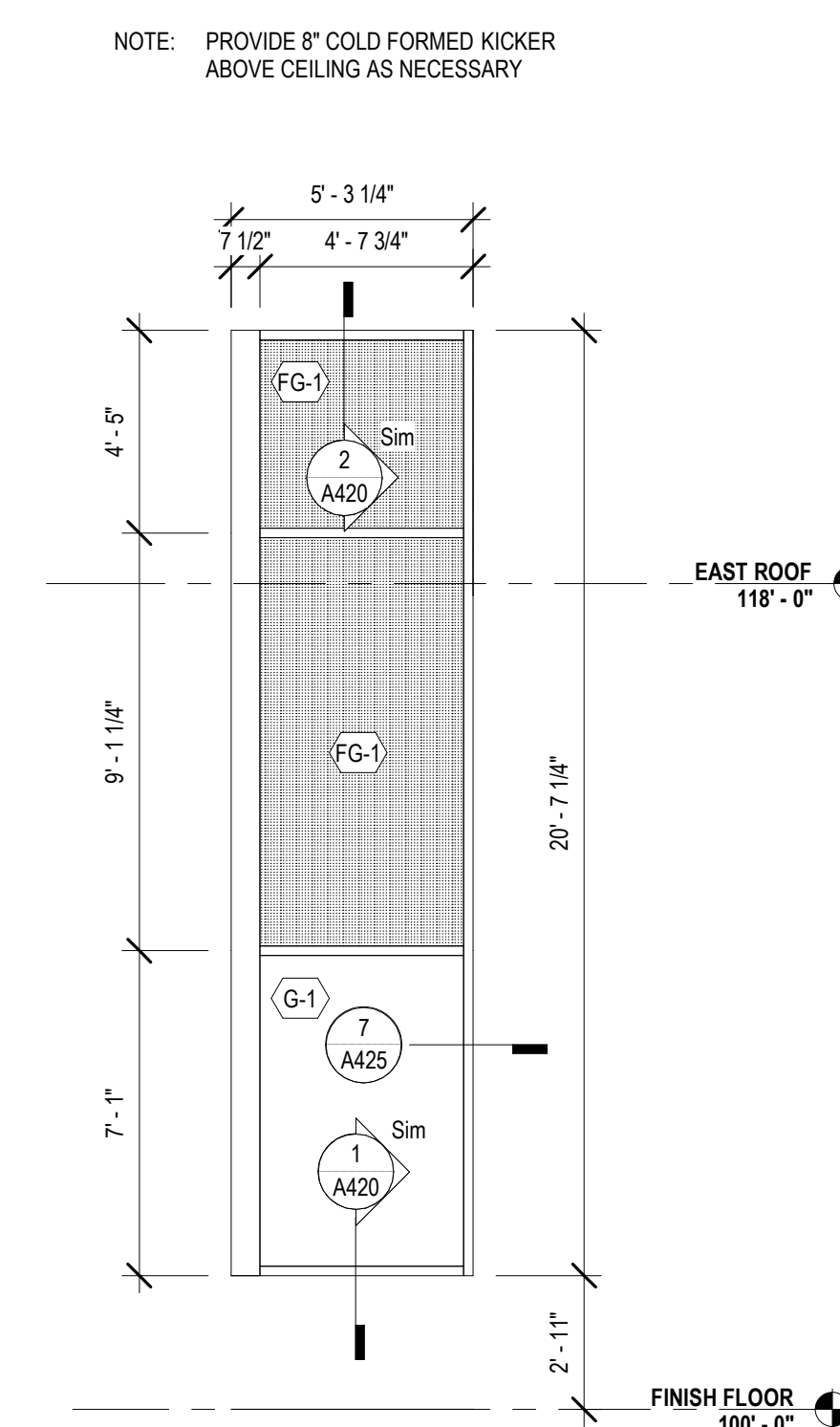
MARK	OPENING TYPE	GLAZING TYPE	FRAME DETAILS		
			HEAD	JAMB	SILL
CW-A	CURTAIN WALL		3 / A421 SIM	12 / A425	3 / A421 SIM, 3 / A423 SIM
CW-B	CURTAIN WALL		4 / A421		1 / A421
CW-C	CURTAIN WALL		3 / A421	2 / A426	3 / A423 SIM
CW-D	CURTAIN WALL		05 / A423 SIM	2 / A426	3 / A423 SIM
CW-E	CURTAIN WALL		4 / A420	1 / A426, 2 / A426	3 / A420
CW-F	CURTAIN WALL		4 / A424	2 / A425	3 / A423 SIM
CW-G	CURTAIN WALL		6 / A423	9 / A425, 10 / A425	3 / A423
CW-H	CURTAIN WALL		2 / A424	10 / A425	3 / A423 SIM
CW-K	CURTAIN WALL		2 / A421	1 / A425	1 / A421 SIM
CW-L	CURTAIN WALL		6 / A423 SIM	9 / A425	3 / A423 SIM
CW-M	CURTAIN WALL		05 / A423	11 / A425	05 / A423, 3 / A423 SIM
CW-N	CURTAIN WALL		1 / A420	7 / A425	1 / A420
CW-P	CURTAIN WALL		1 / A420	8 / A425	1 / A420
ESF-A	EXTERIOR STOREFRONT		6 / A422 SIM	5 / A425	2 / A210
ESF-B	EXTERIOR STOREFRONT		6 / A422	5 / A425, 6 / A425	3 / A422
ESF-C	EXTERIOR STOREFRONT		6 / A422 SIM	6 / A425 SIM	3 / A423 SIM
ESF-D	EXTERIOR STOREFRONT		6 / A422 SIM	6 / A425 SIM	3 / A422 SIM
ESF-E	EXTERIOR STOREFRONT		6 / A422 SIM	6 / A425 SIM	3 / A423 SIM
ESF-F	EXTERIOR STOREFRONT		2 / A420 SIM	8 / A425 SIM	1 / A420 SIM
ESF-G	EXTERIOR STOREFRONT		6 / A422 SIM	6 / A425	3 / A423 SIM
ESF-H	EXTERIOR STOREFRONT		2 / A421 SIM	1 / A425	3 / A423 SIM
ESF-J	EXTERIOR STOREFRONT		6 / A422 SIM	11 / A425, 3 / A425	3 / A423 SIM
ESF-K	EXTERIOR STOREFRONT		1 / A424	8 / A425 SIM	1 / A424
ESF-L	EXTERIOR STOREFRONT		6 / A422 SIM	6 / A425 SIM	3 / A423 SIM



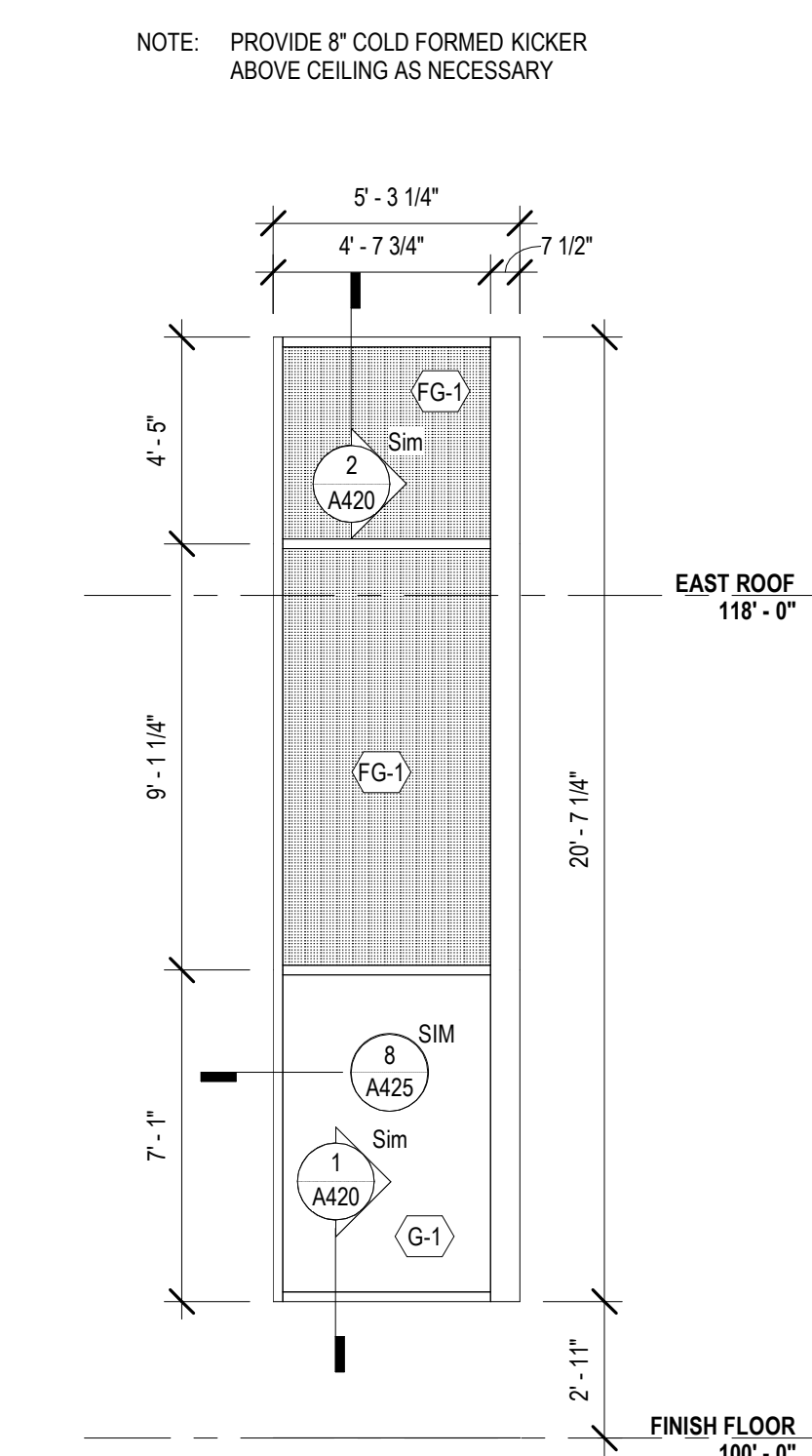
5 CW-H - SCREEN WALL @ COVERED PORCH
A221 1/4" = 1'-0"



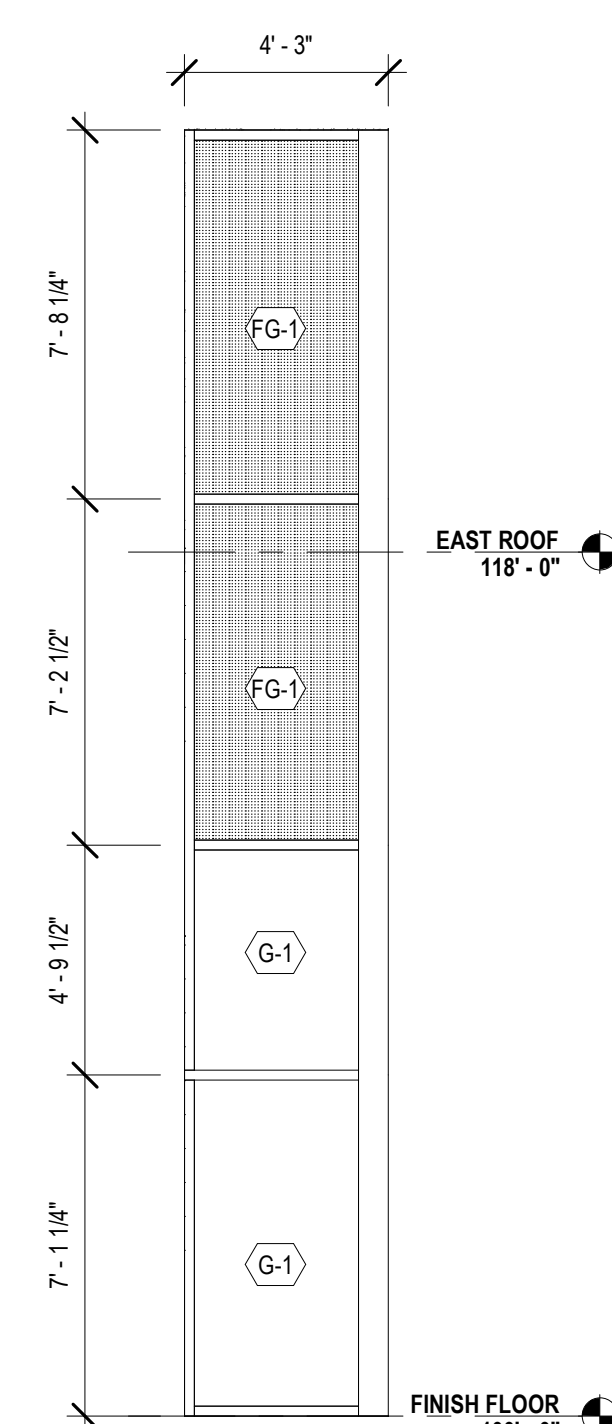
6 CW-K @ QUIET READING NORTH
A221 1/4" = 1'-0"



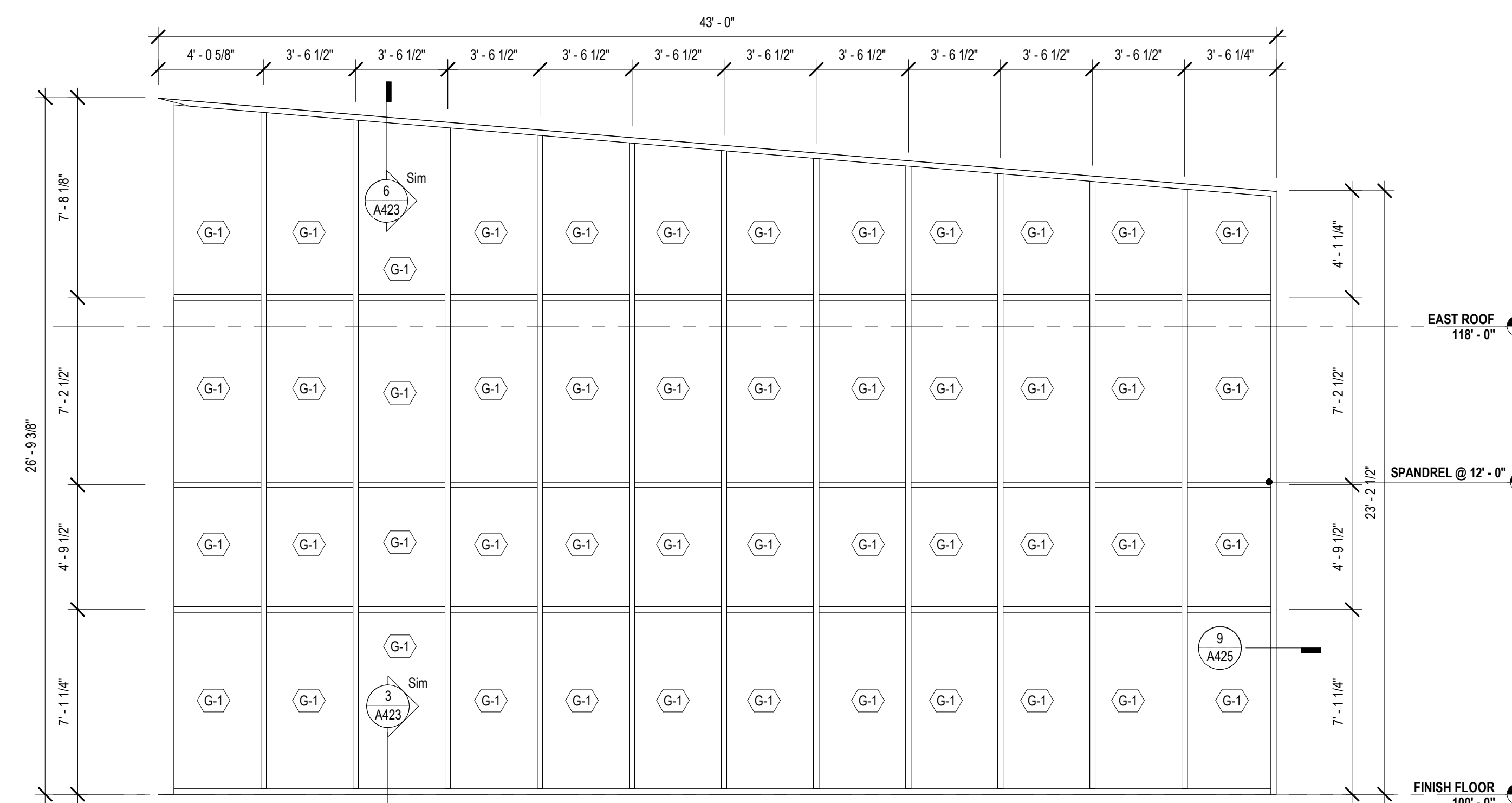
3 CW-N @ TEEN AREA
A221 1/4" = 1'-0"



4 CW-P @ TEEN EAST
A221 1/4" = 1'-0"



1B CW-M @ COLLECTION & SEATING EAST
A221 1/4" = 1'-0"



2 CW-L @ COLLECTION & SEATING NORTH
A221 1/4" = 1'-0"

No.	Description	Date

KEY PLAN



Mathes Brierre + **BM**
ARCHITECTS ARCHITECTS BEAZLEY MOIERE
A JOINT VENTURE

201 St. Charles Avenue, Forty First Floor
New Orleans, Louisiana 70170-4100
Voice: 504.586.9303. Fax: 504.582.1305

300 Heymann Blvd.
Lafayette, Louisiana 70503
337.233.0614

PROJECT TITLE

**ST. BERNARD
PARISH PUBLIC
LIBRARY**

ST. BERNARD PARISH

100% CONSTRUCTION DOCUMENTS

DESIGNED BY MBA/ABM CHECKED BY AM/PP

DRAWN BY MP/SC/ALB DATE 12.20.2021

SHEET TITLE CURTAIN WALL OPENING ELEVATIONS

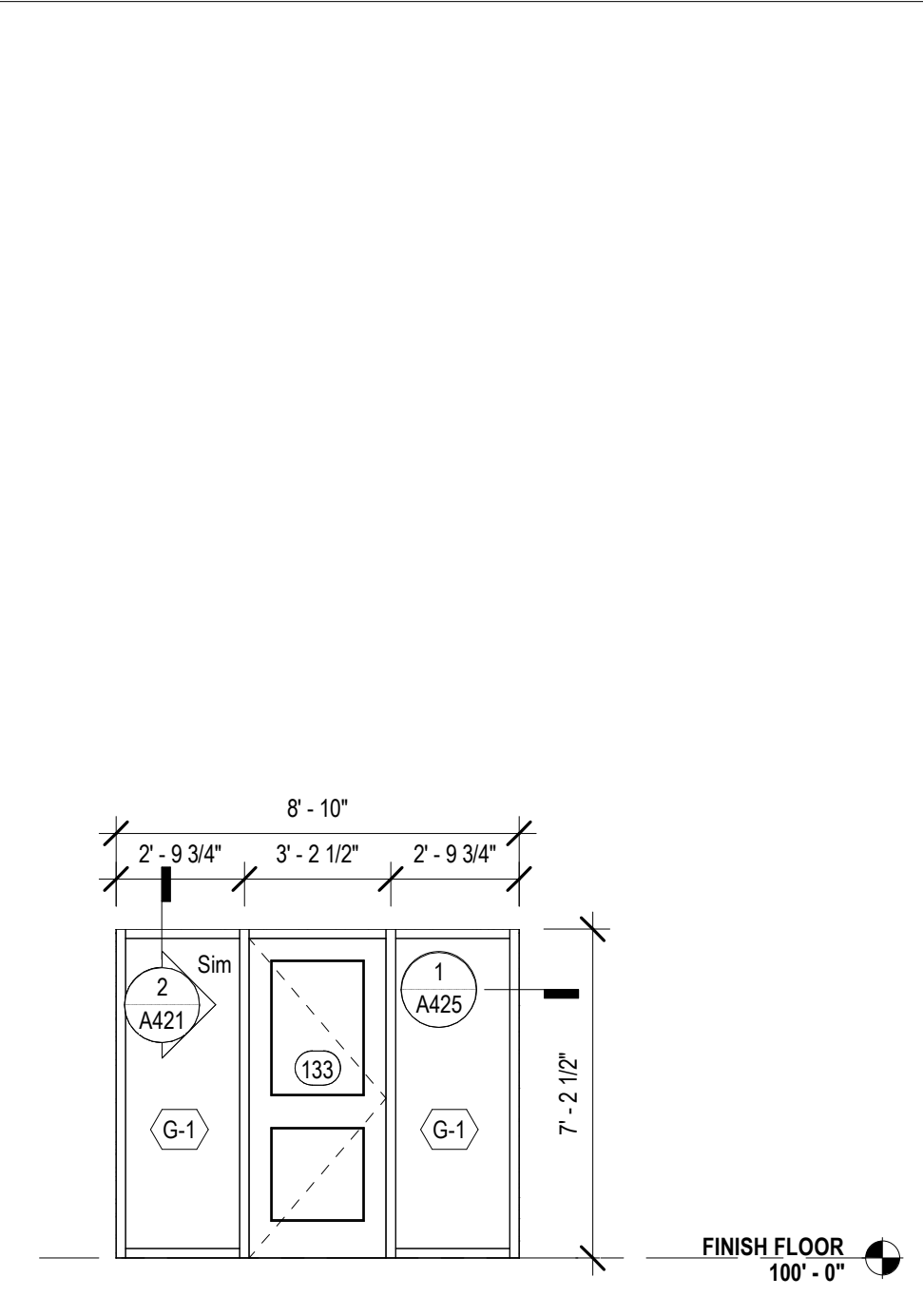
PROJECT NO. SHEET NO.

MBA - 11884 A221

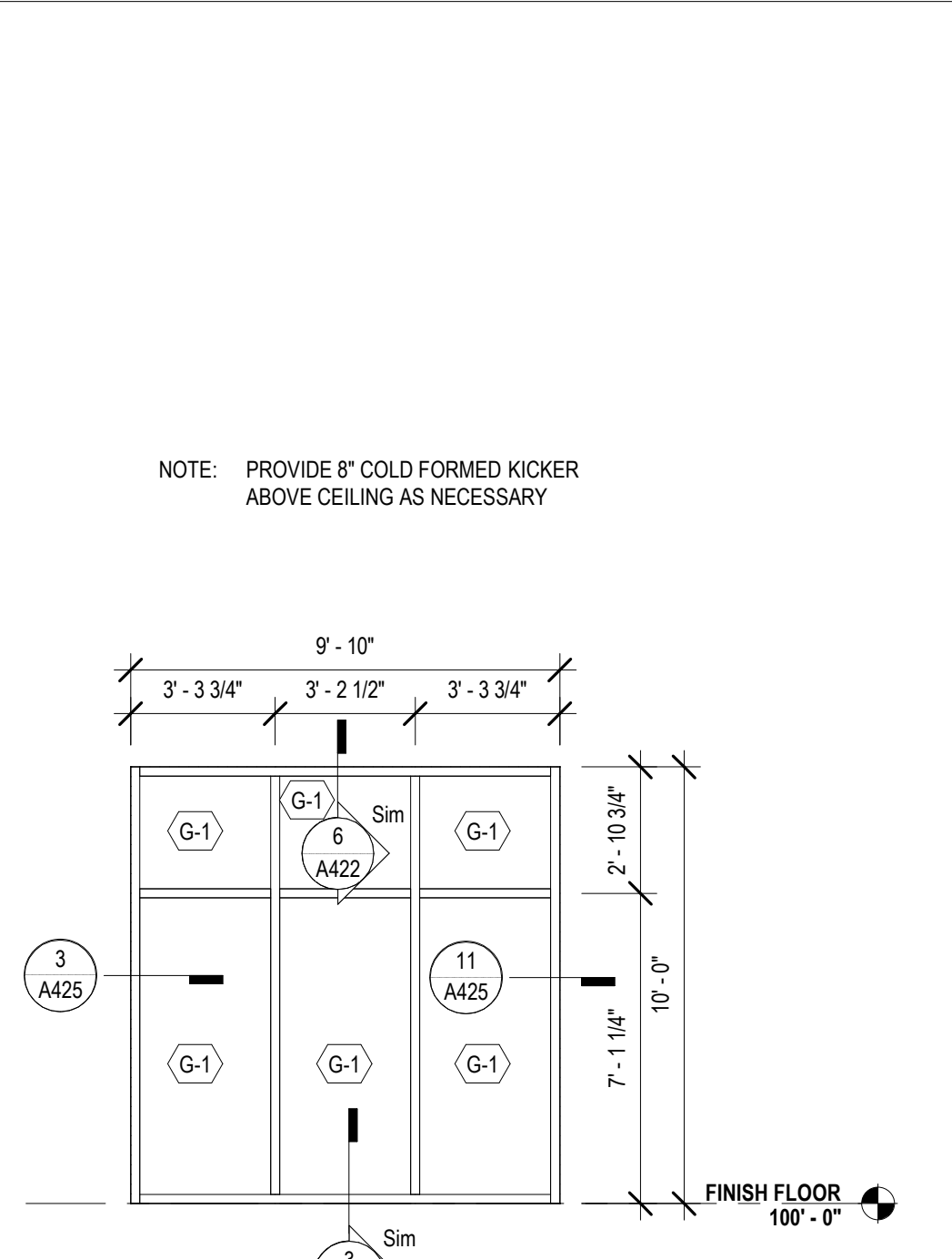
ABM - 201813

GLAZED OPENING SCHEDULE						
MARK	OPENING TYPE	GLAZING TYPE	FRAME DETAILS			
			HEAD	JAMB	SILL	
CW-A	CURTAIN WALL		3 / A421 SIM	12 / A425	3 / A421 SIM, 3 / A423 SIM	
CW-B	CURTAIN WALL		4 / A421	2 / A426	1 / A421	
CW-C	CURTAIN WALL		3 / A421	3 / A423 SIM		
CW-D	CURTAIN WALL		05 / A423 SIM	2 / A426	3 / A420 SIM	
CW-E	CURTAIN WALL		4 / A420	1 / A426, 2 / A426	3 / A420	
CW-F	CURTAIN WALL		4 / A424	2 / A425	3 / A420 SIM	
CW-G	CURTAIN WALL		6 / A423	9 / A425, 10 / A425	3 / A423	
CW-H	CURTAIN WALL		2 / A424	10 / A425	3 / A423 SIM	
CW-K	CURTAIN WALL		2 / A421	1 / A425	1 / A421 SIM	
CW-L	CURTAIN WALL		6 / A423 SIM	9 / A425	3 / A423 SIM	
CW-M	CURTAIN WALL		05 / A423	11 / A425	05 / A423, 3 / A423 SIM	
CW-N	CURTAIN WALL		1 / A420	7 / A425	1 / A420	
CW-P	CURTAIN WALL		1 / A420	8 / A425	1 / A420	
ESF-A	EXTERIOR STOREFRONT		6 / A422 SIM	5 / A425	2 / A210	
ESF-B	EXTERIOR STOREFRONT		6 / A422	5 / A425, 6 / A425	3 / A422	
ESF-C	EXTERIOR STOREFRONT		6 / A422 SIM	6 / A425 SIM	3 / A423 SIM	
ESF-D	EXTERIOR STOREFRONT		6 / A422 SIM	6 / A425 SIM	3 / A422 SIM	
ESF-E	EXTERIOR STOREFRONT		6 / A422 SIM	6 / A425 SIM	3 / A423 SIM	
ESF-F	EXTERIOR STOREFRONT		2 / A420 SIM	8 / A425 SIM	1 / A420 SIM	
ESF-G	EXTERIOR STOREFRONT		6 / A422 SIM	6 / A425	3 / A423 SIM	
ESF-H	EXTERIOR STOREFRONT		2 / A421 SIM	1 / A425	3 / A423 SIM	
ESF-J	EXTERIOR STOREFRONT		6 / A422 SIM, 11 / A425, 3 / A425	3 / A423 SIM		
ESF-K	EXTERIOR STOREFRONT		1 / A424	9 / A425 SIM	1 / A424	
ESF-L	EXTERIOR STOREFRONT		6 / A422 SIM	6 / A425 SIM	3 / A423 SIM	

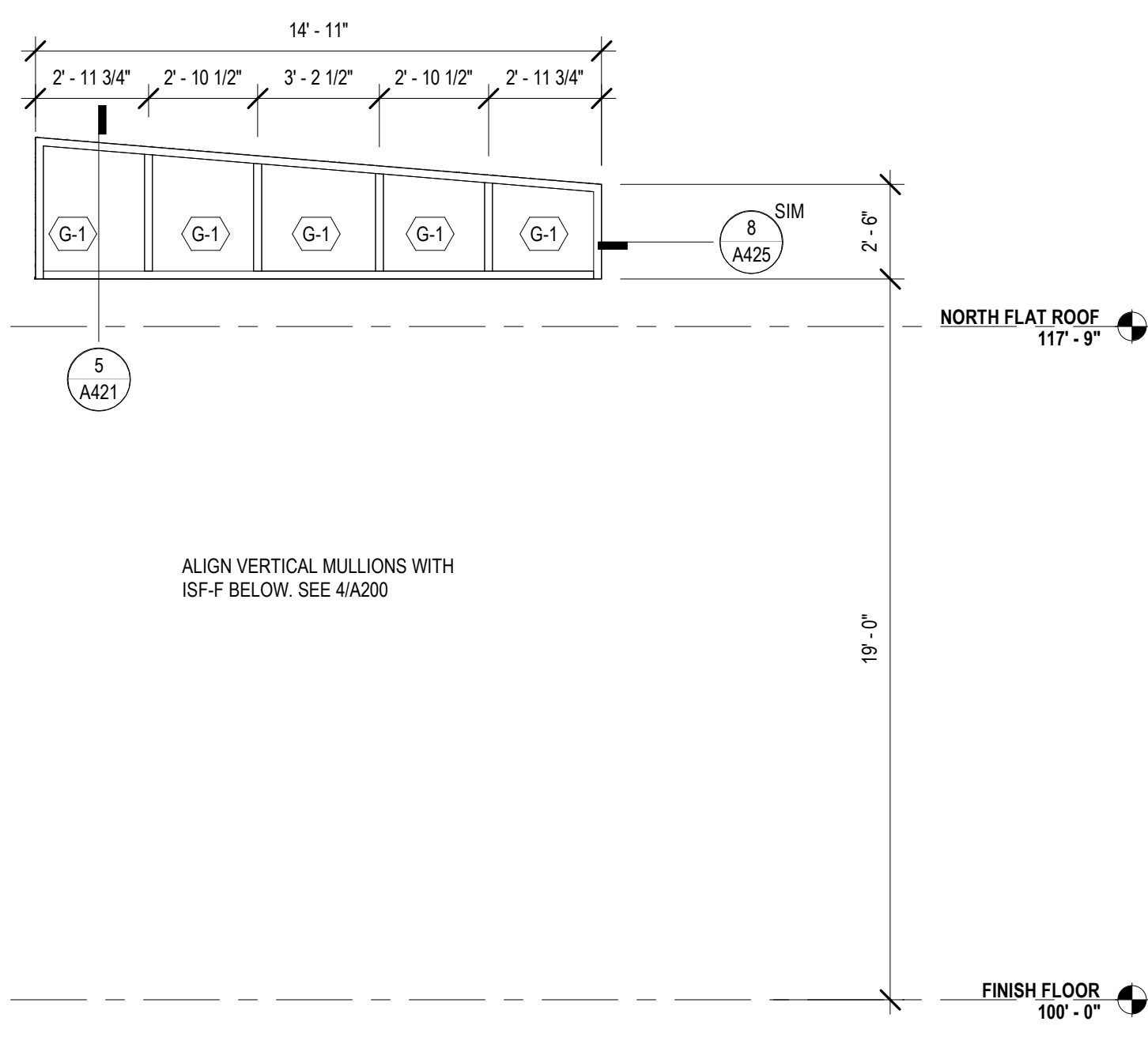
MATERIALS KEYING/ GENERAL NOTES	
CURTAIN WALL / STOREFRONT SHEET...	
MARK	SHEET NO.
CW-A @ LOBBY N	A220
CW-C @ LOBBY SOUTH	A220
CW-M @ COLLECTION & SEATING EAST	A221
ESF-K @ QUIET READING	A222
CURTAIN WALL	
CW-A @ LOBBY NORTH - ALT 1	
CW-B @ LOBBY EAST	A220
CW-C @ LOBBY SOUTH - ALT 3	
CW-D @ MULTI. EAST	A220
CW-E @ MULTI-PURPOSE SOUTH	A220
CW-F @ MULTI. WEST	A220
CW-G @ CHILDRENS NORTH	A220
CW-H @ SCREEN WALL @ COVERED PORCH	A221
CW-K @ QUIET READING NORTH	A221
CW-L @ COLLECTION & SEATING NORTH	A221
CW-M @ COLLECTION & SEATING EAST ALT 2	A221
CW-N @ TEEN AREA	A221
CW-P @ TEEN EAST	A221
EXTERIOR STOREFRONT	
ESF-A @ MEET. EAST	A222
ESF-B @ MEETING ROOM SOUTH	A222
ESF-C @ STAFF LOUNGE SOUTH	A222
ESF-D @ STAFF WORKROOM WEST	A222
ESF-E @ STAFF WK. SOUTH	A222
ESF-F @ CHLD. PROGRAM	A222
ESF-G	A222
ESF-H @ COVERED PORCH	A222
ESF-J @ GROUP STUDY NORTH	A222
ESF-L @ HVAC 3	A222
INTERIOR STOREFRONT	
ICW-A	A200
ICW-B	A200
ISF-C / ISF-D	A200
ISF-D	A200
ISF-F / ESF-K	A200
ISF-G	A200



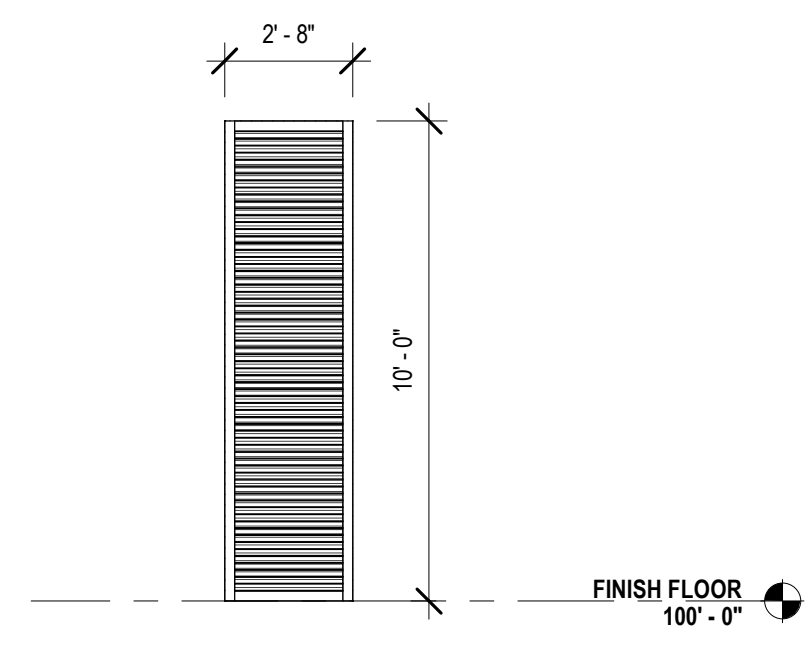
8 ESF-H @ COVERED PORCH
A222 1/4" = 1'-0"



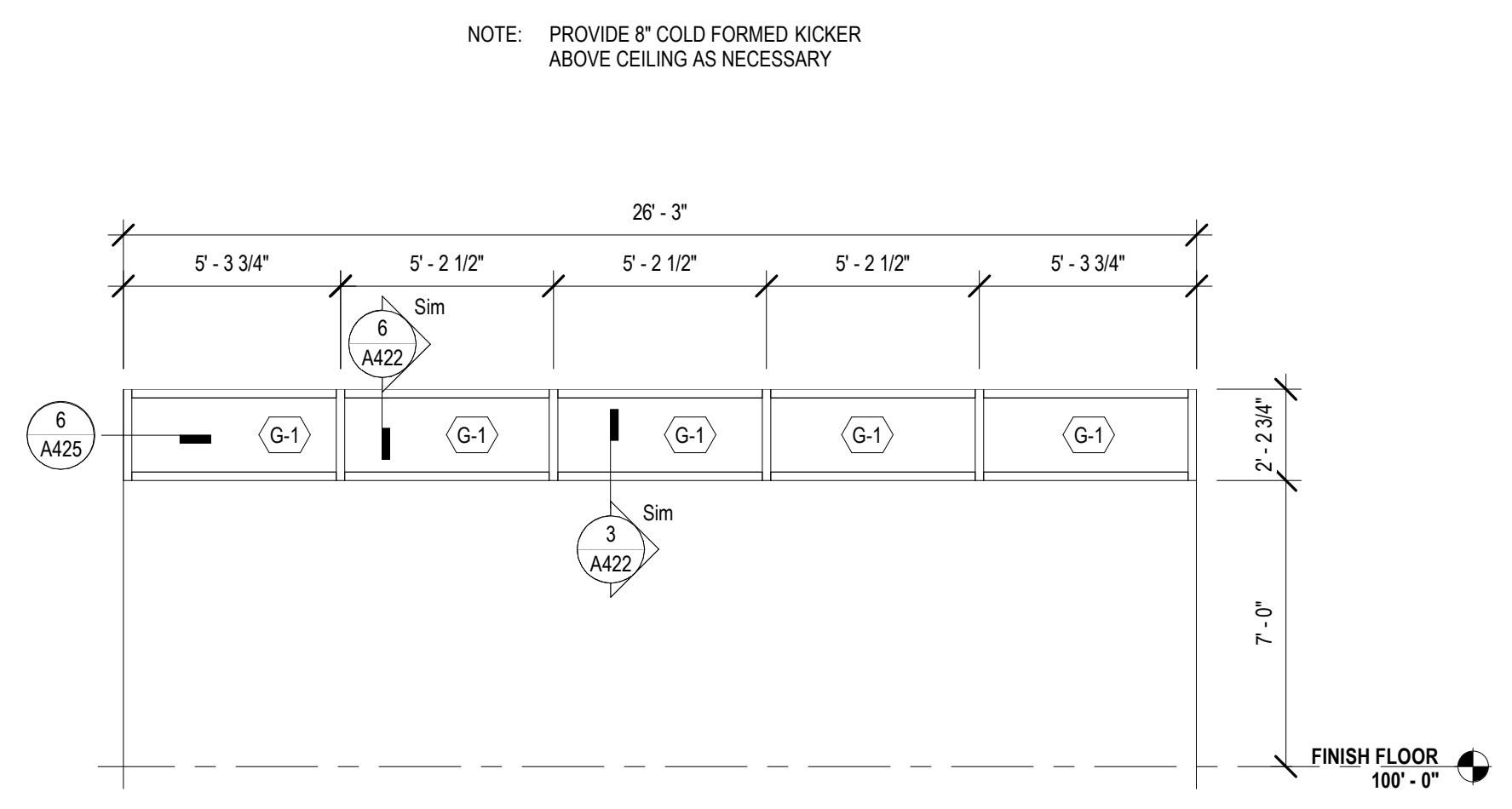
9 ESF-J @ GROUP STUDY NORTH
A222 1/4" = 1'-0"



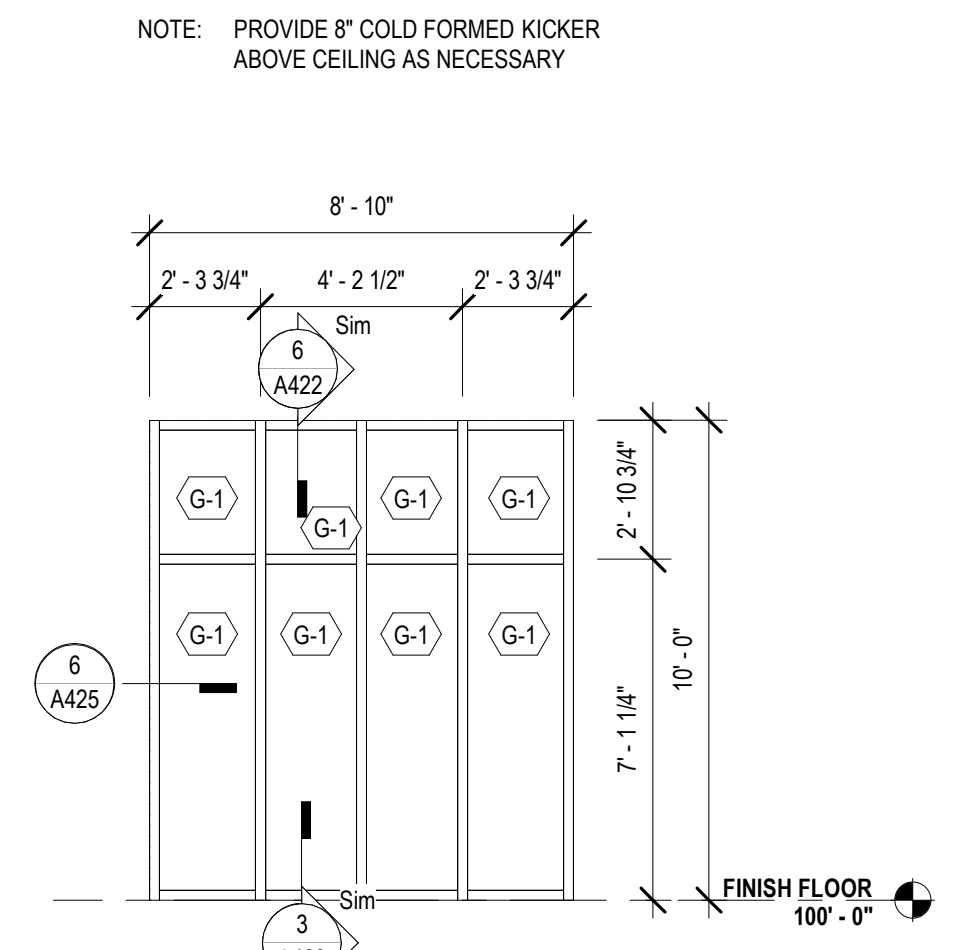
10 ESF-K @ QUIET READING
A222 1/4" = 1'-0"



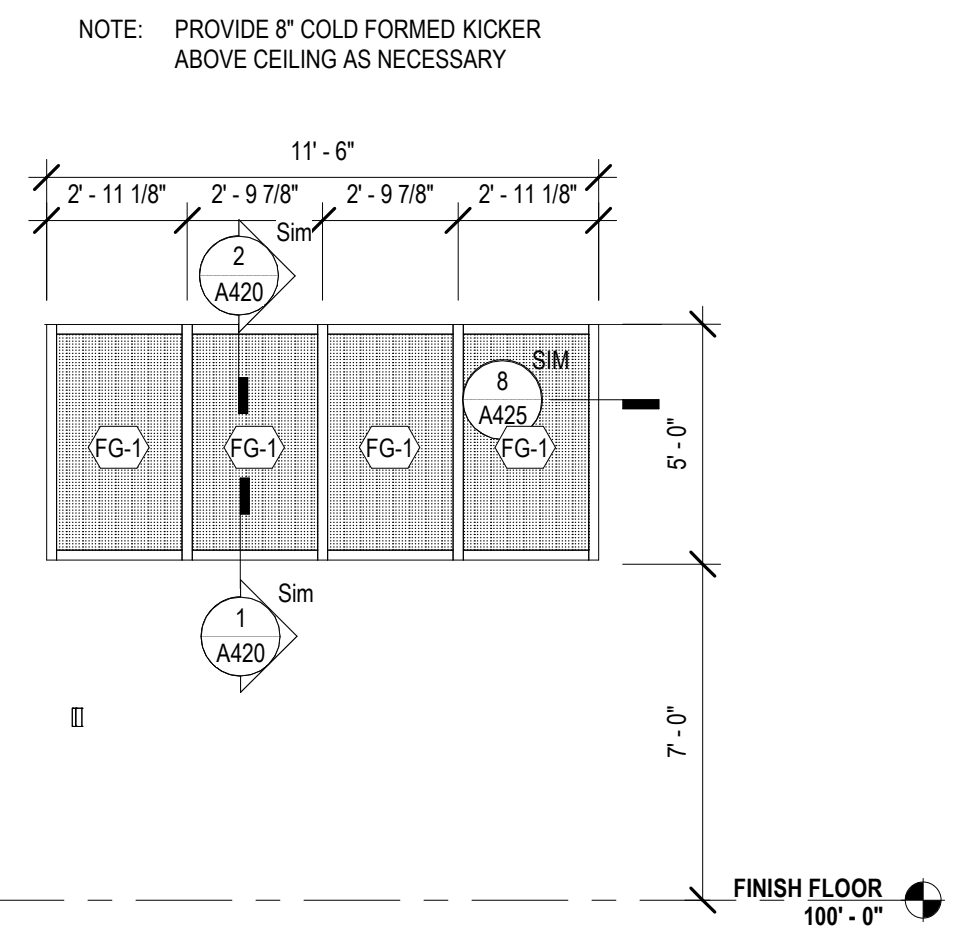
11 ESF-L @ HVAC 3
A222 1/4" = 1'-0"



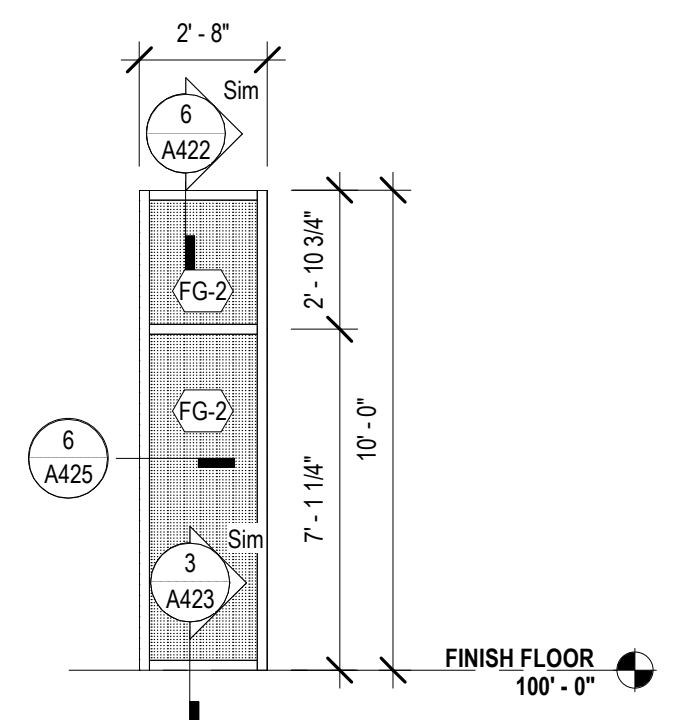
4 ESF-D @ STAFF WORKROOM WEST
A222 1/4" = 1'-0"



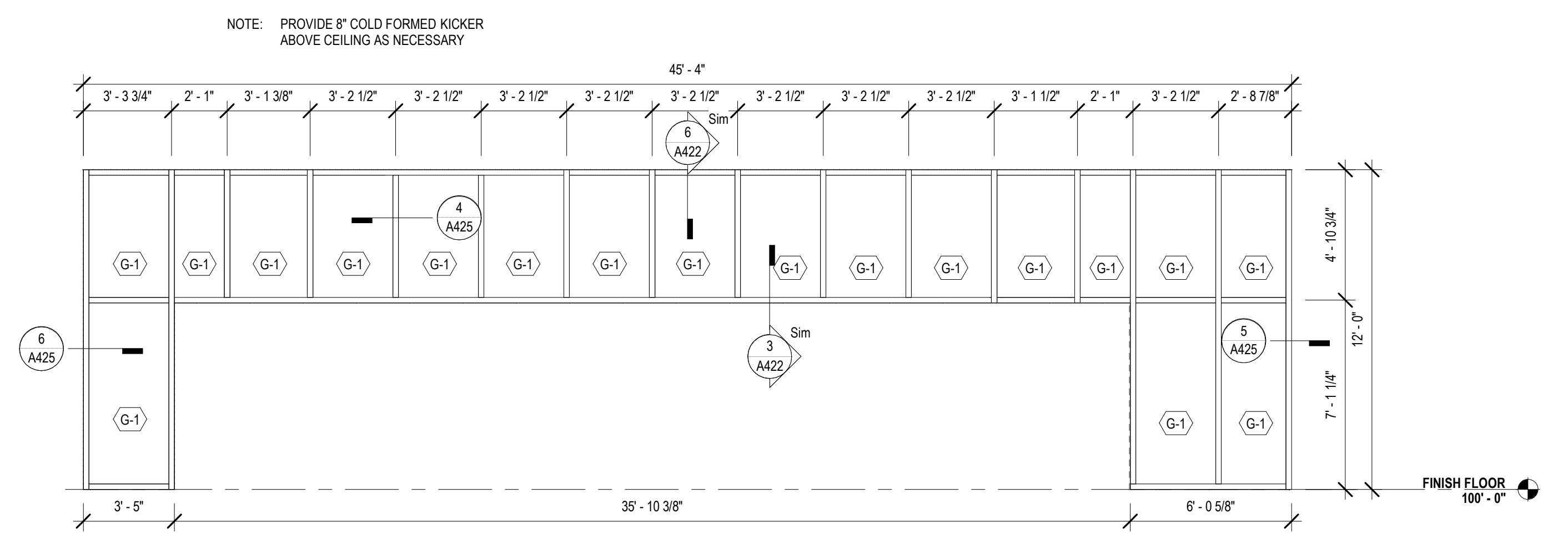
5 ESF-E @ STAFF WK. SOUTH
A222 1/4" = 1'-0"



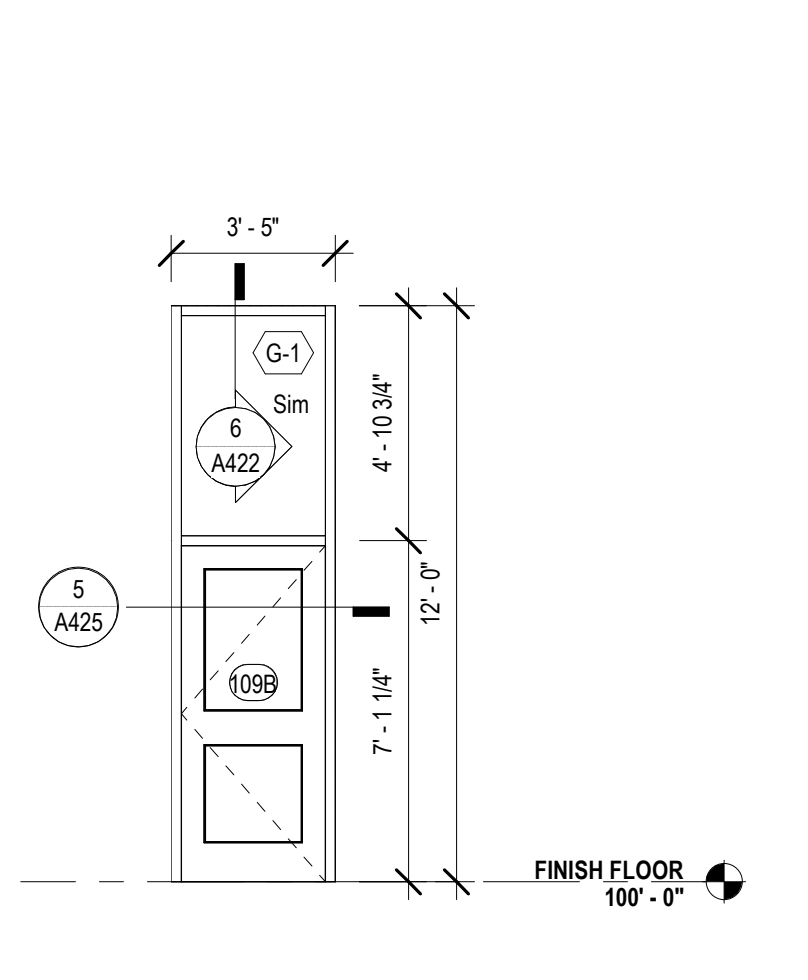
6 ESF-F @ CHLD. PROGRAM.
A222 1/4" = 1'-0"



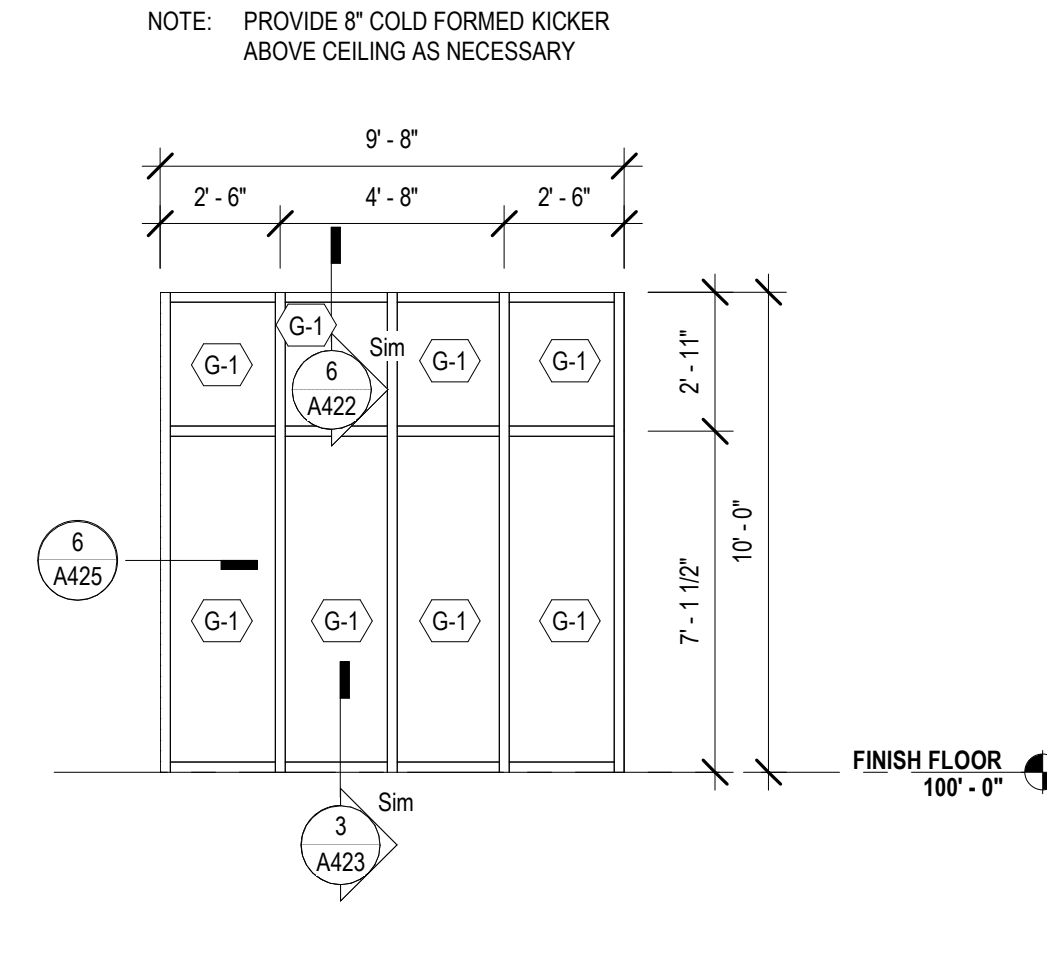
7 ESF-G
A222 1/4" = 1'-0"



1A ESF-B @ MEETING ROOM SOUTH
A222 1/4" = 1'-0"




2 ESF-A @ MEET. EAST
A222 1/4" = 1'-0"



3 ESF-C @ STAFF LOUNGE SOUTH
A222 1/4" = 1'-0"

No.	Description	Date



Mathes Brierre + MBM
ARCHITECTS ARCHITECTS BEAZLEY MOLIÈRE
A JOINT VENTURE

201 St. Charles Avenue, Forty First Floor
New Orleans, Louisiana 70170-4100
Voice: 504.586.9303. Fax: 504.582.1305

300 Heymann Blvd.
Lafayette, Louisiana 70503
337.233.0614

PROJECT TITLE

ST. BERNARD PARISH PUBLIC LIBRARY

ST. BERNARD PARISH

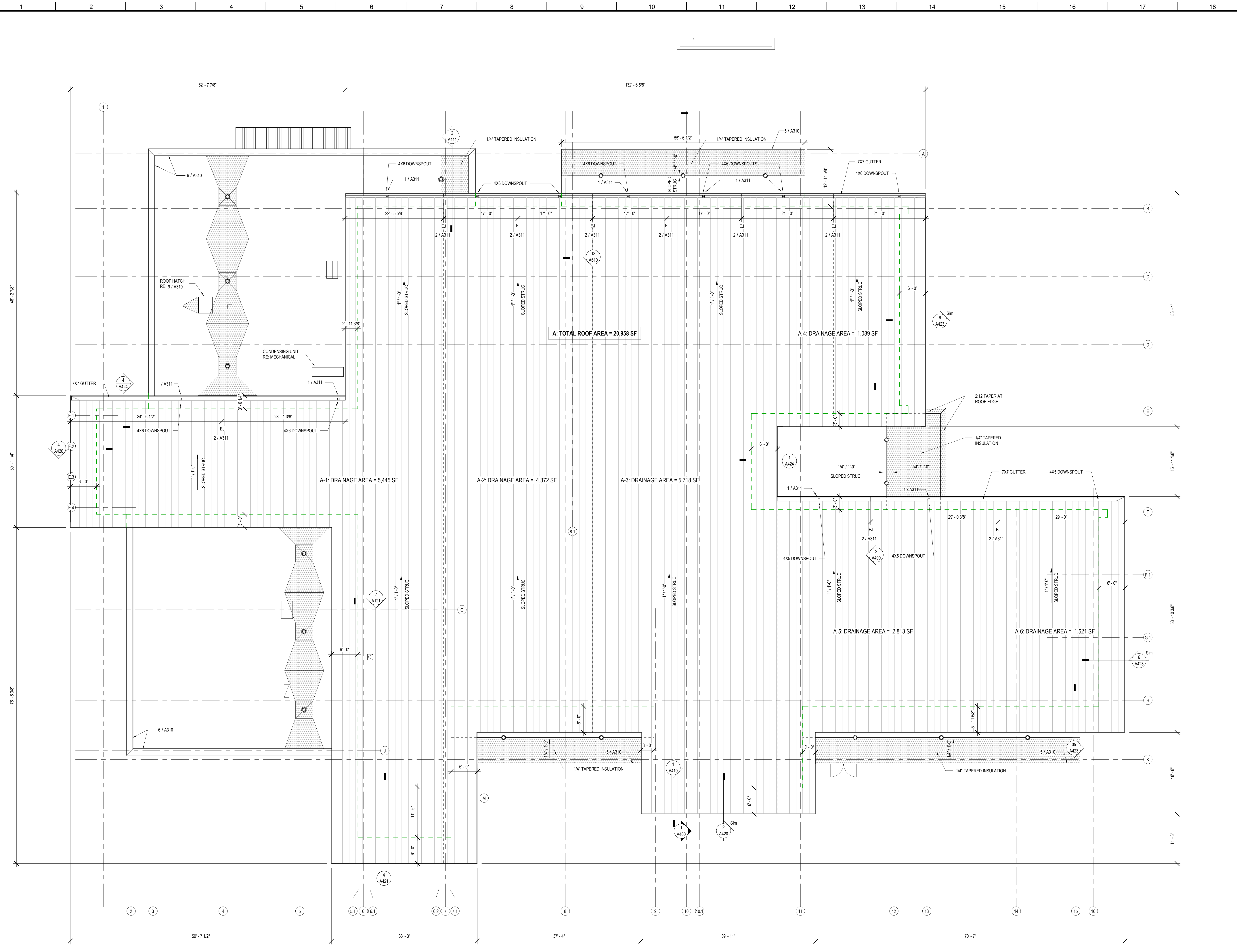
100% CONSTRUCTION DOCUMENTS

DESIGNED BY	MBA/ABM	CHECKED BY	AM/PP
DRAWN BY	MP/SC/ALB	DATE	12.20.2021


SHEET TITLE
STOREFRONT OPENING ELEVATIONS

PROJECT NO.	MBA - 11884	SHEET NO.	A222
	ABM - 201813		

PATTERN	DESCRIPTION
[Pattern]	FLAT INSULATION
[Pattern]	TAPERED INSULATION
[Pattern]	STANDING SEAM



No.	Description	Date



Mathes Brierre + MBM
 ARCHITECTS ARCHITECTS BEAZLEY MOLIÈRE
 A JOINT VENTURE

201 St. Charles Avenue, Forty First Floor
 New Orleans, Louisiana 70170-4100
 Voice: 504.586.9303 Fax: 504.582.1305

300 Heymann Blvd.
 Lafayette, Louisiana 70503
 337.233.0614

PROJECT TITLE

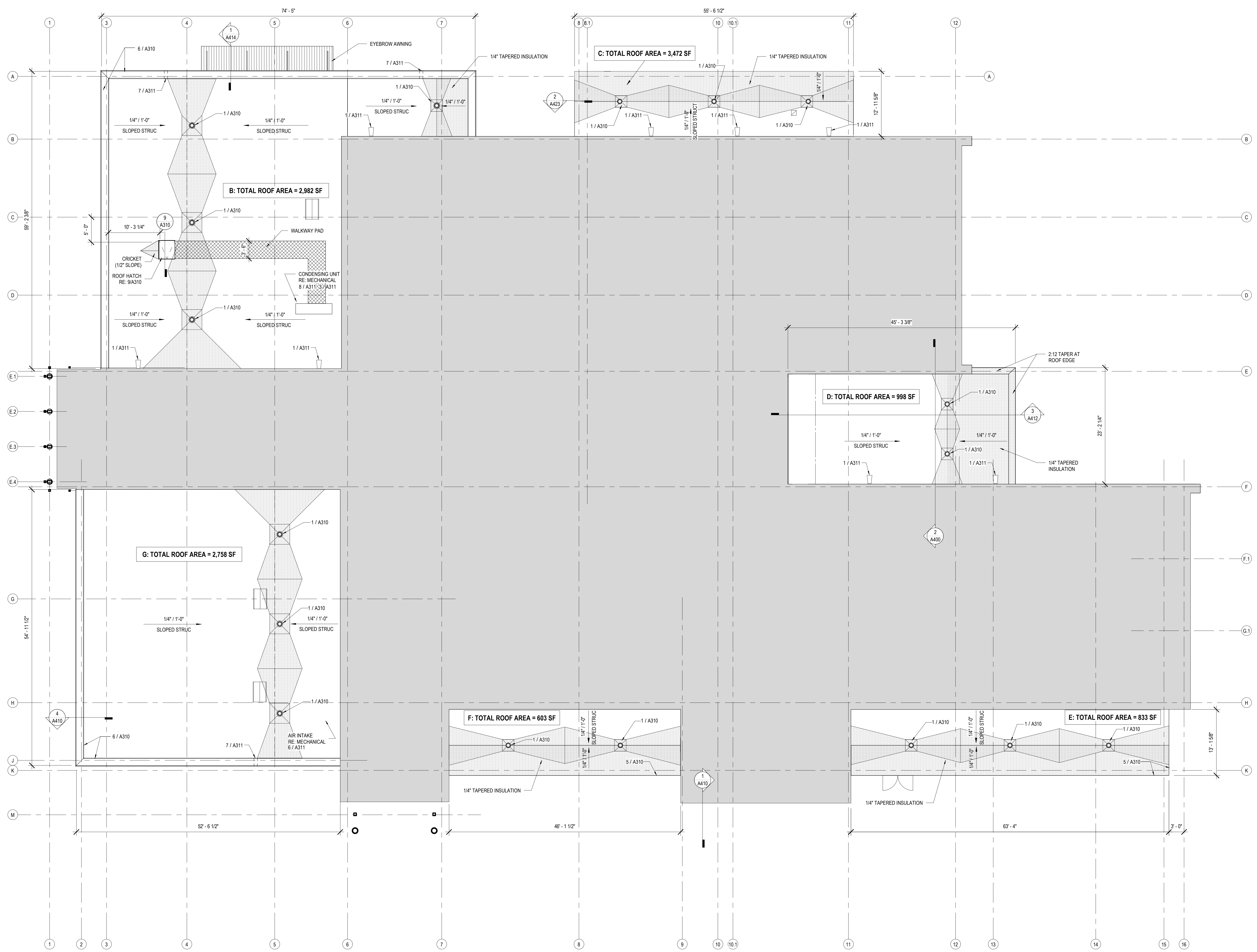
ST. BERNARD PARISH PUBLIC LIBRARY

ST. BERNARD PARISH

100% CONSTRUCTION DOCUMENTS


DESIGNED BY	MBA/ABM	CHECKED BY	AM/PP
DRAWN BY	MP/SC/ALB	DATE	12.20.2021
SHEET TITLE			
HIGH ROOF PLAN			
PROJECT NO.	MBA - 11884	SHEET NO.	A300
	ABM - 201813		

1 HIGH ROOF PLAN
 A300 1/8" = 1'-0"



1 LOW ROOF
A301 1/8" = 1'-0"

No.	Description	Date



Mathes Brierre + **BM**
ARCHITECTS ARCHITECTS
A JOINT VENTURE
201 St. Charles Avenue, Forty First Floor
New Orleans, Louisiana 70170-4100
Voice: 504.586.9303 Fax: 504.582.1305
300 Heymann Blvd.
Lafayette, Louisiana 70503
337.233.0614

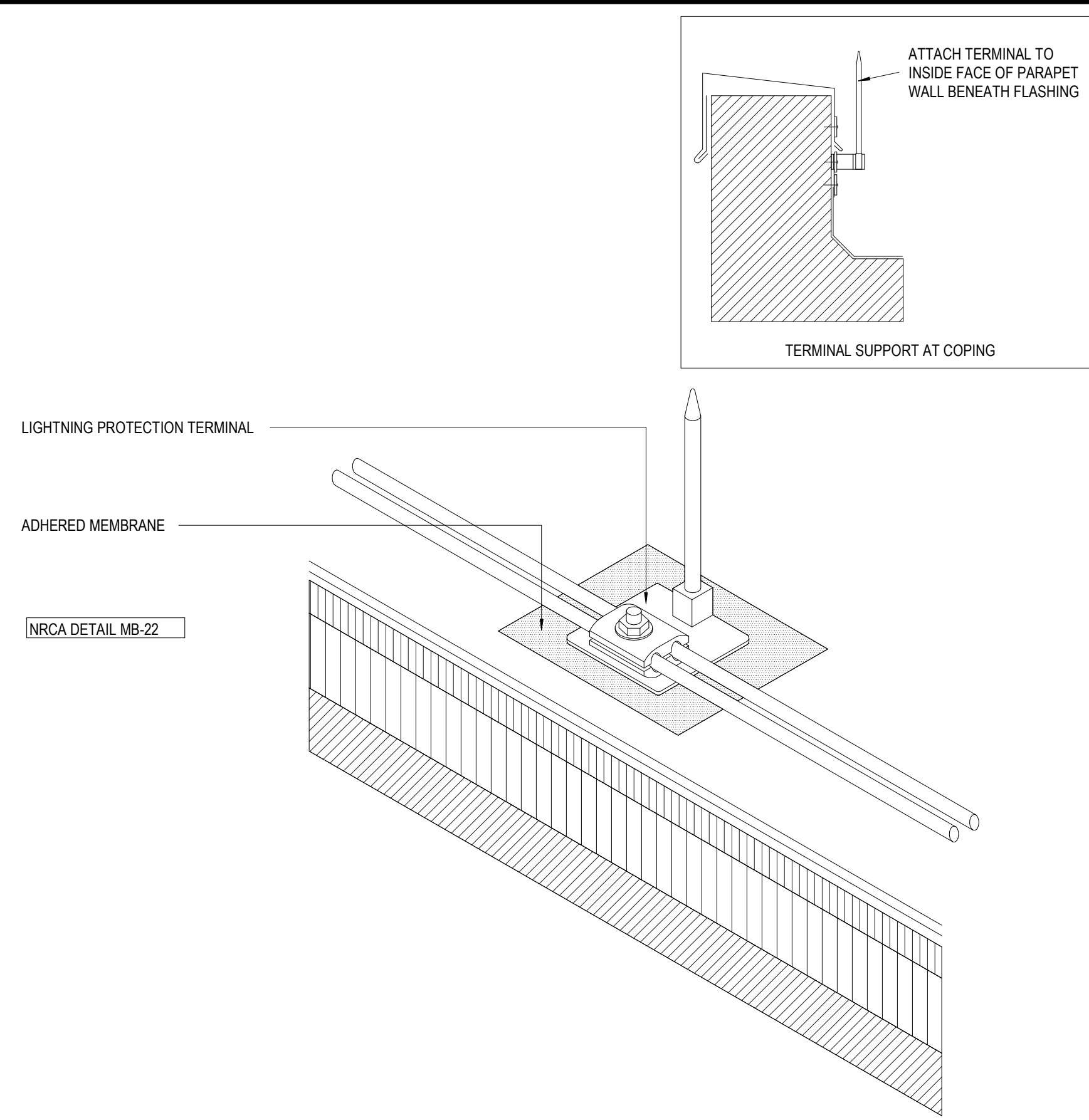
PROJECT TITLE

**ST. BERNARD
PARISH PUBLIC
LIBRARY**

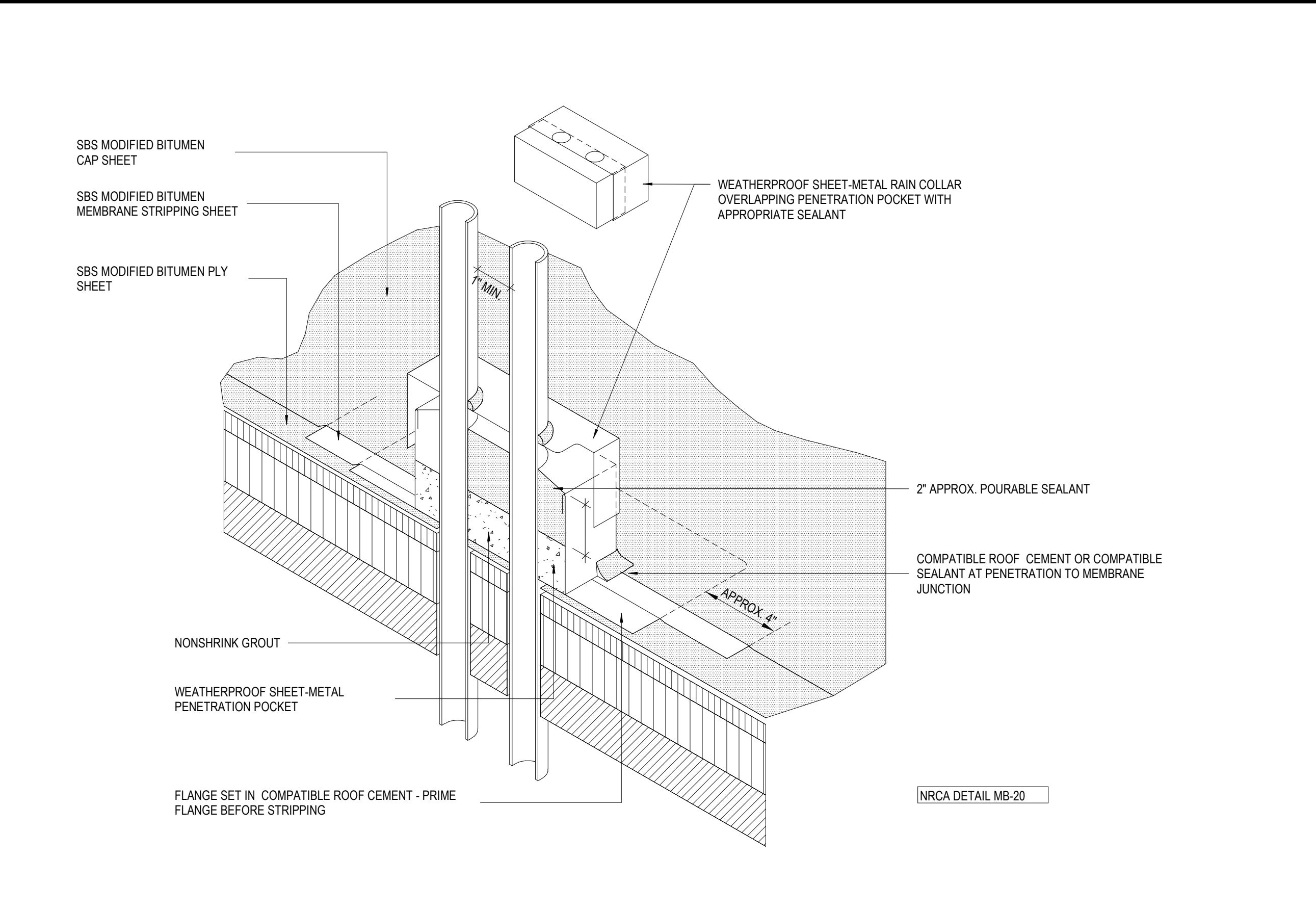
ST. BERNARD PARISH

100% CONSTRUCTION DOCUMENTS

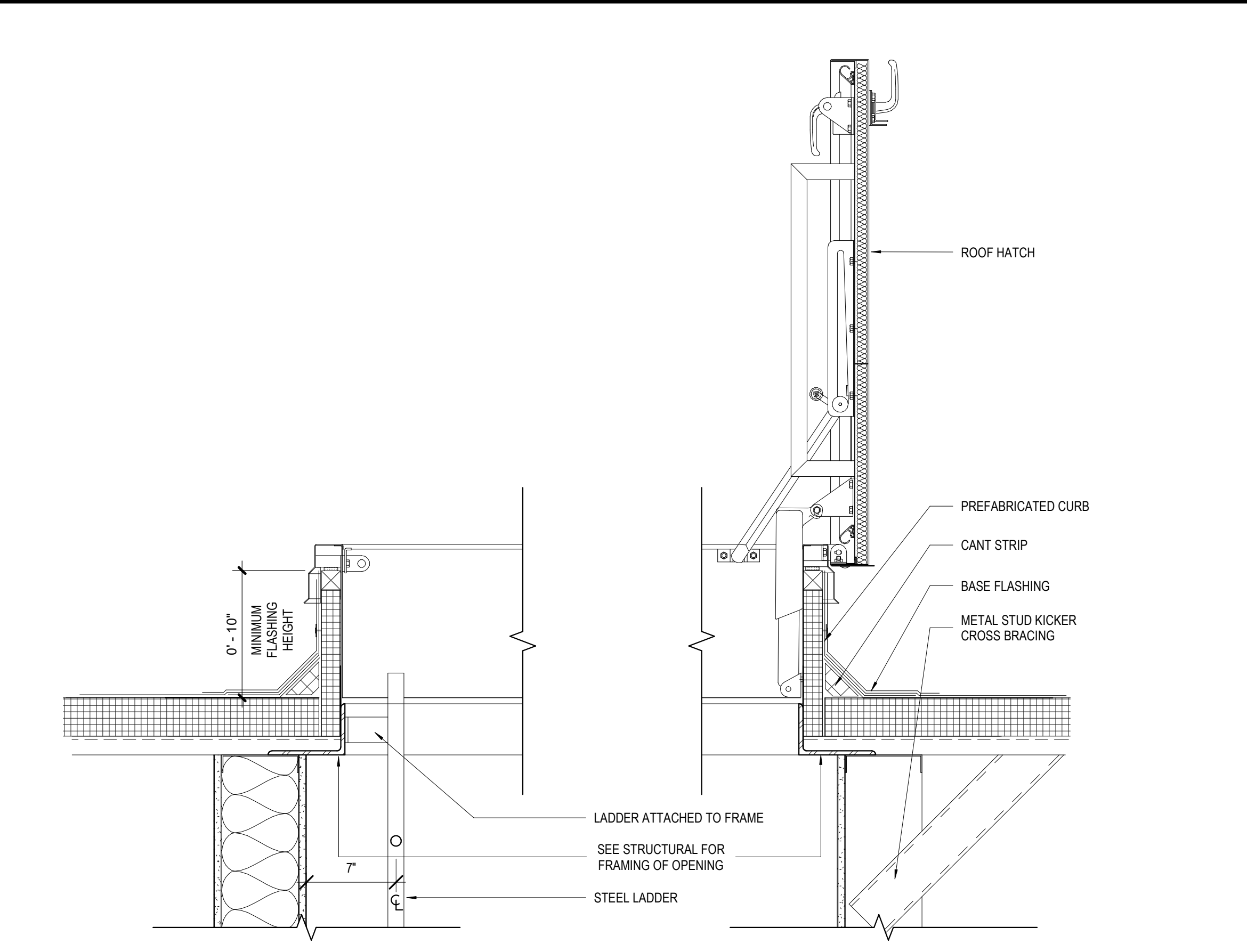
DESIGNED BY	MBA/ABM	CHECKED BY	AM/PP
DRAWN BY	MP/SC/ALB	DATE	12.20.2021
SHEET TITLE			
LOW ROOF PLAN			
PROJECT NO.	MBA - 11884	SHEET NO.	A301
	ABM - 201813		



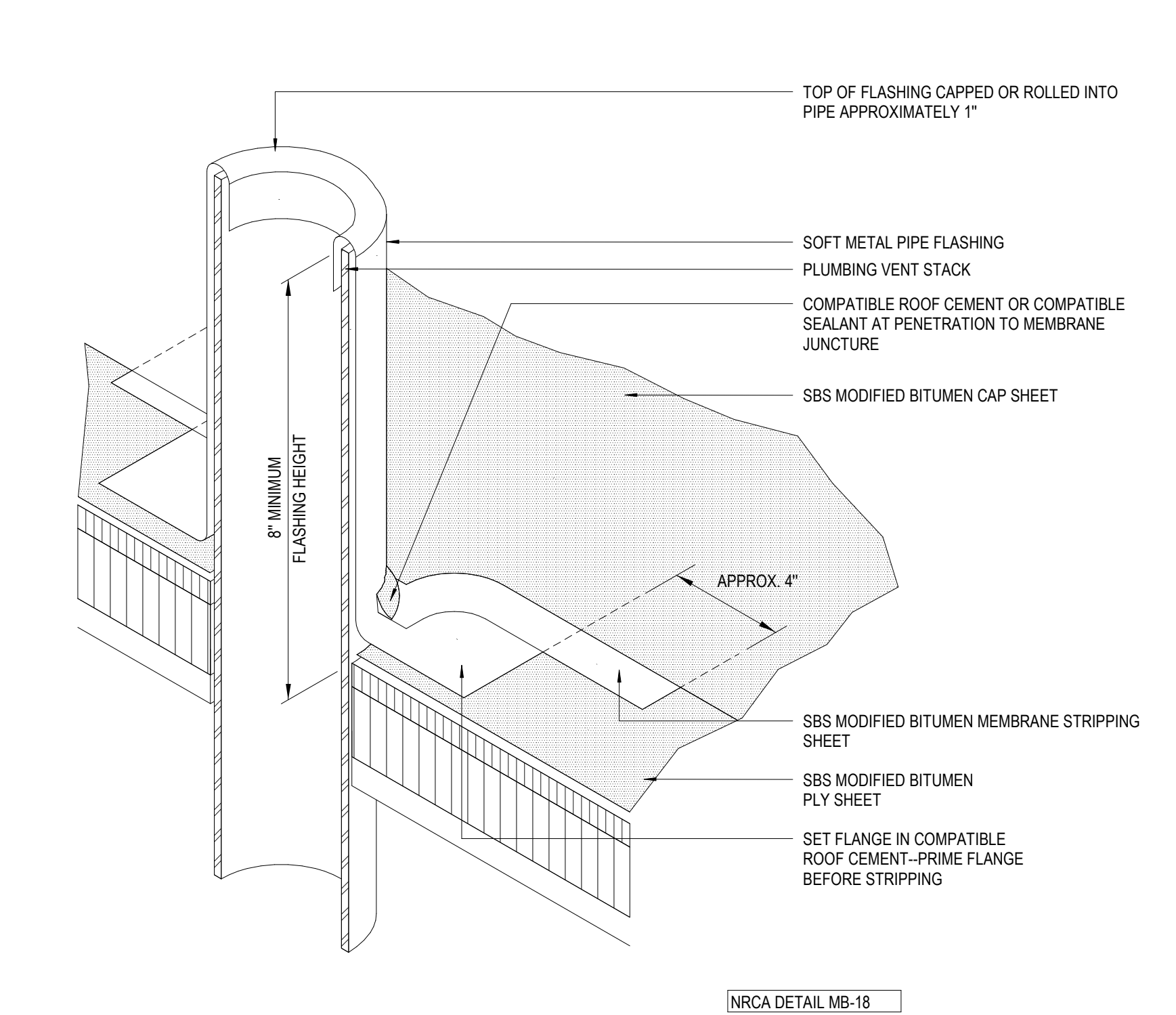
7 PICTORIAL VIEW AT LIGHTNING PROTECTION
A310 1" = 1'-0"



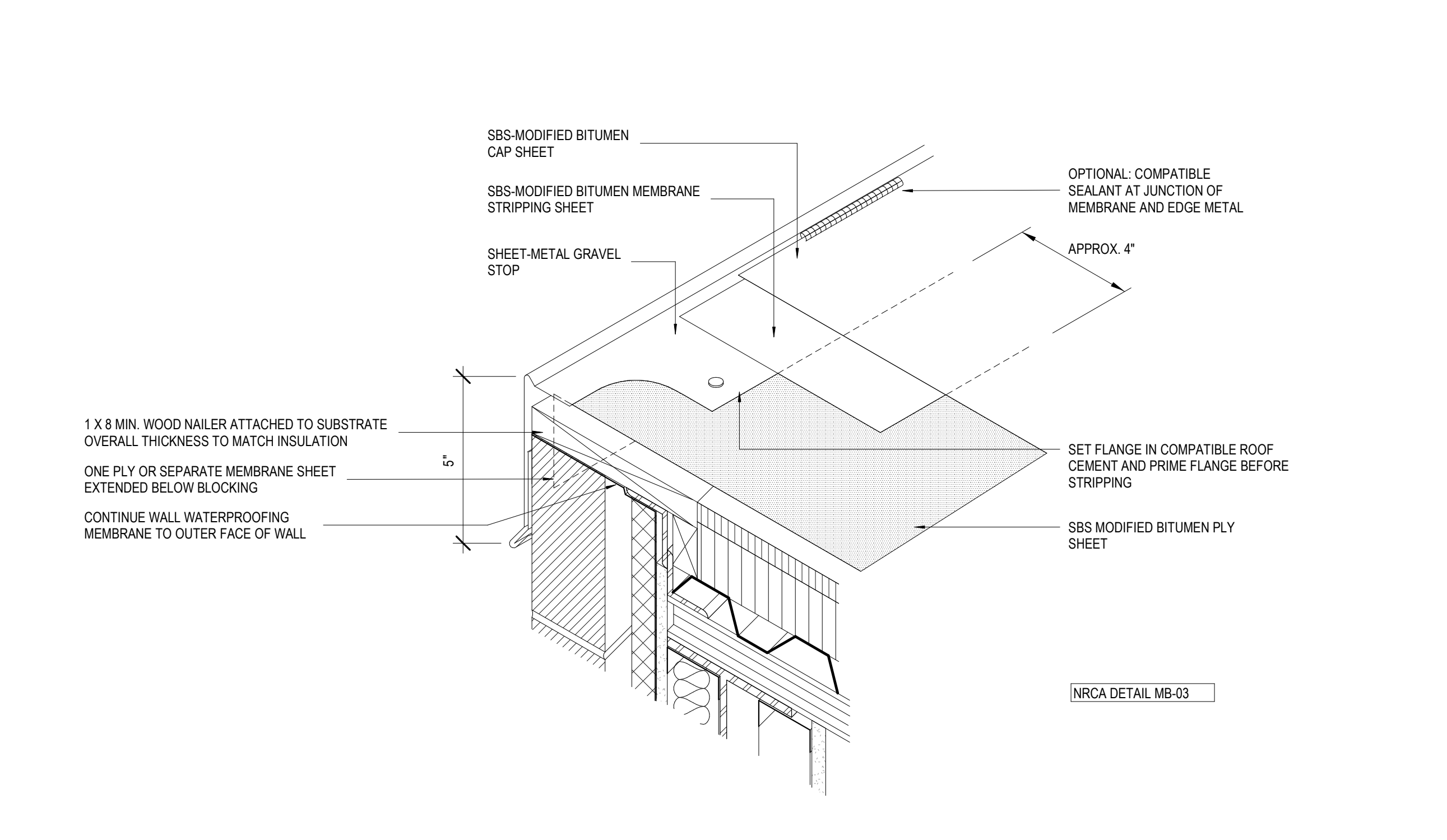
8 PICTORIAL VIEW AT PENETRATION POCKET
A310 1" = 1'-0"



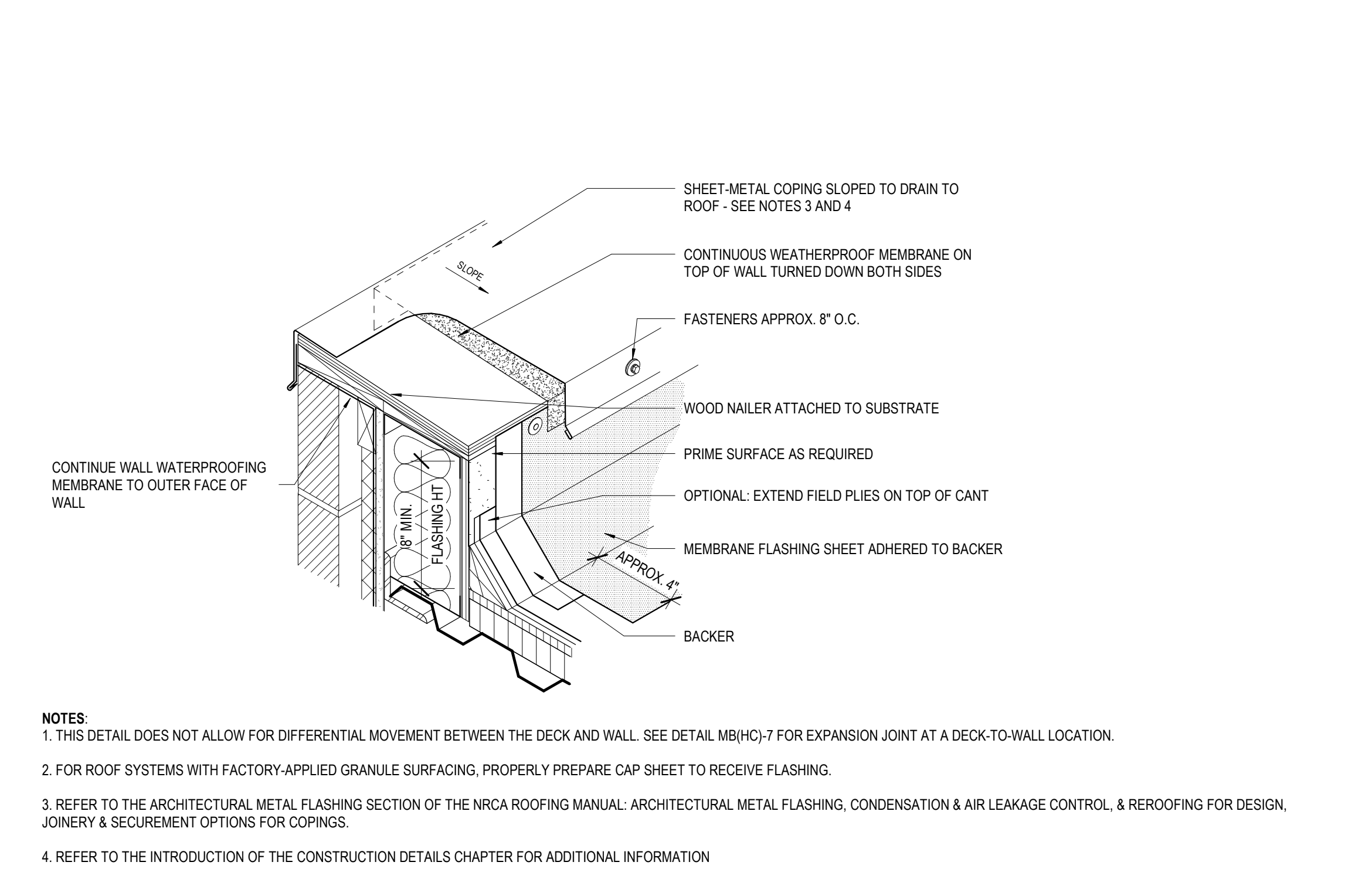
9 ROOF HATCH DETAIL
A310 1 1/2" = 1'-0"



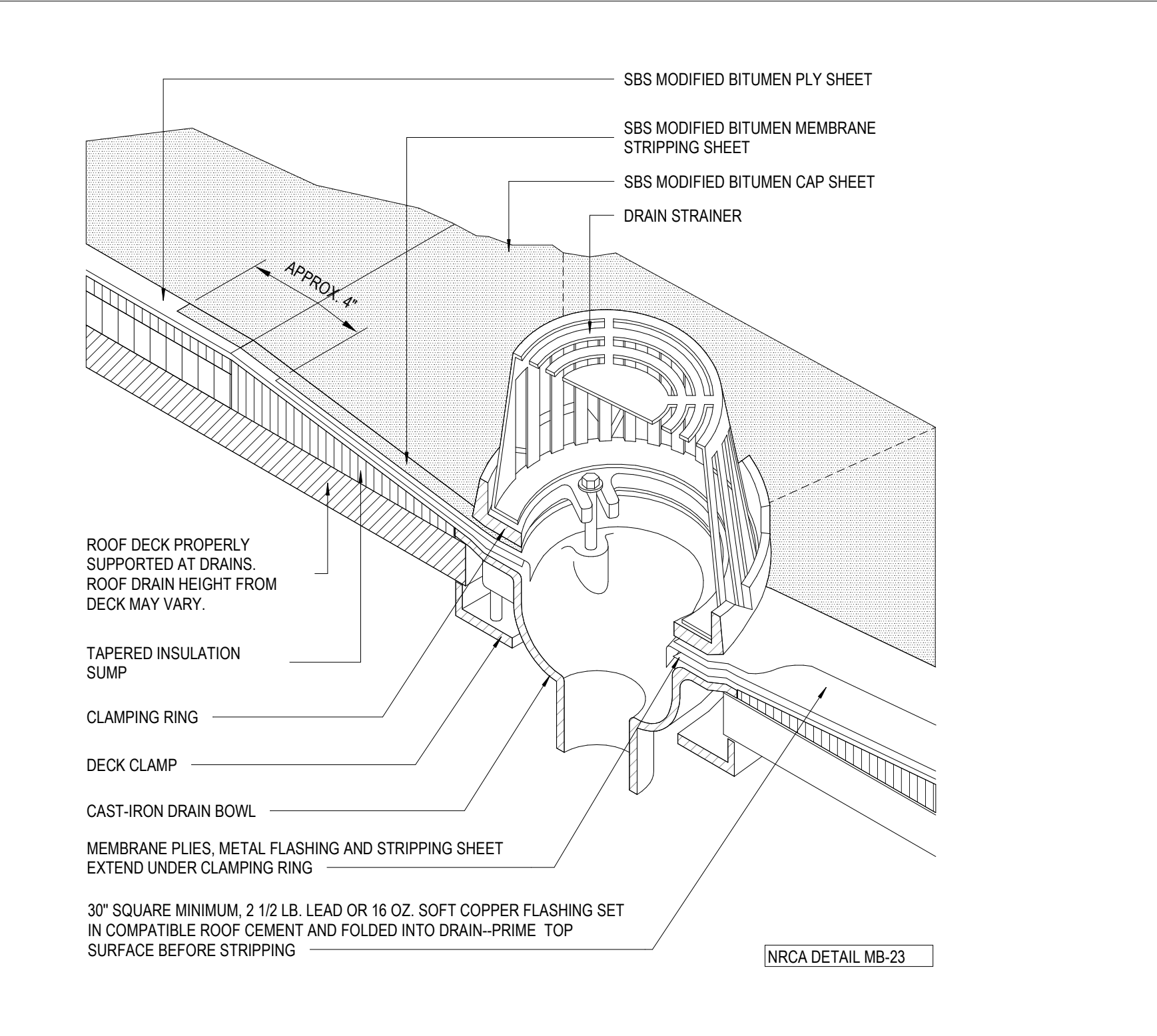
4 PICTORIAL VIEW AT PLUMBING VENT
A310 1" = 1'-0"



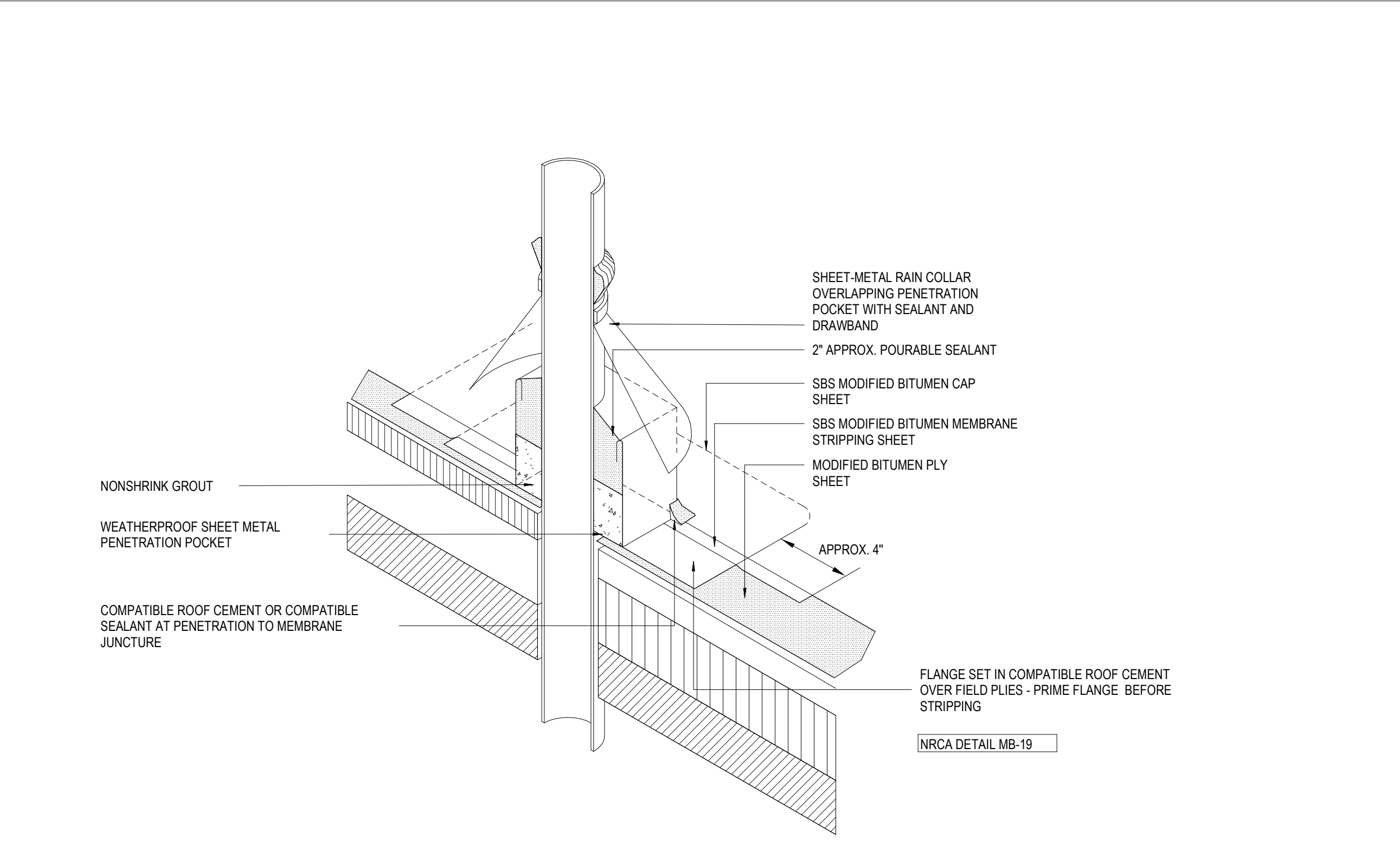
5 PICTORIAL VIEW AT EMBEDDED EDGE
A310 1" = 1'-0"



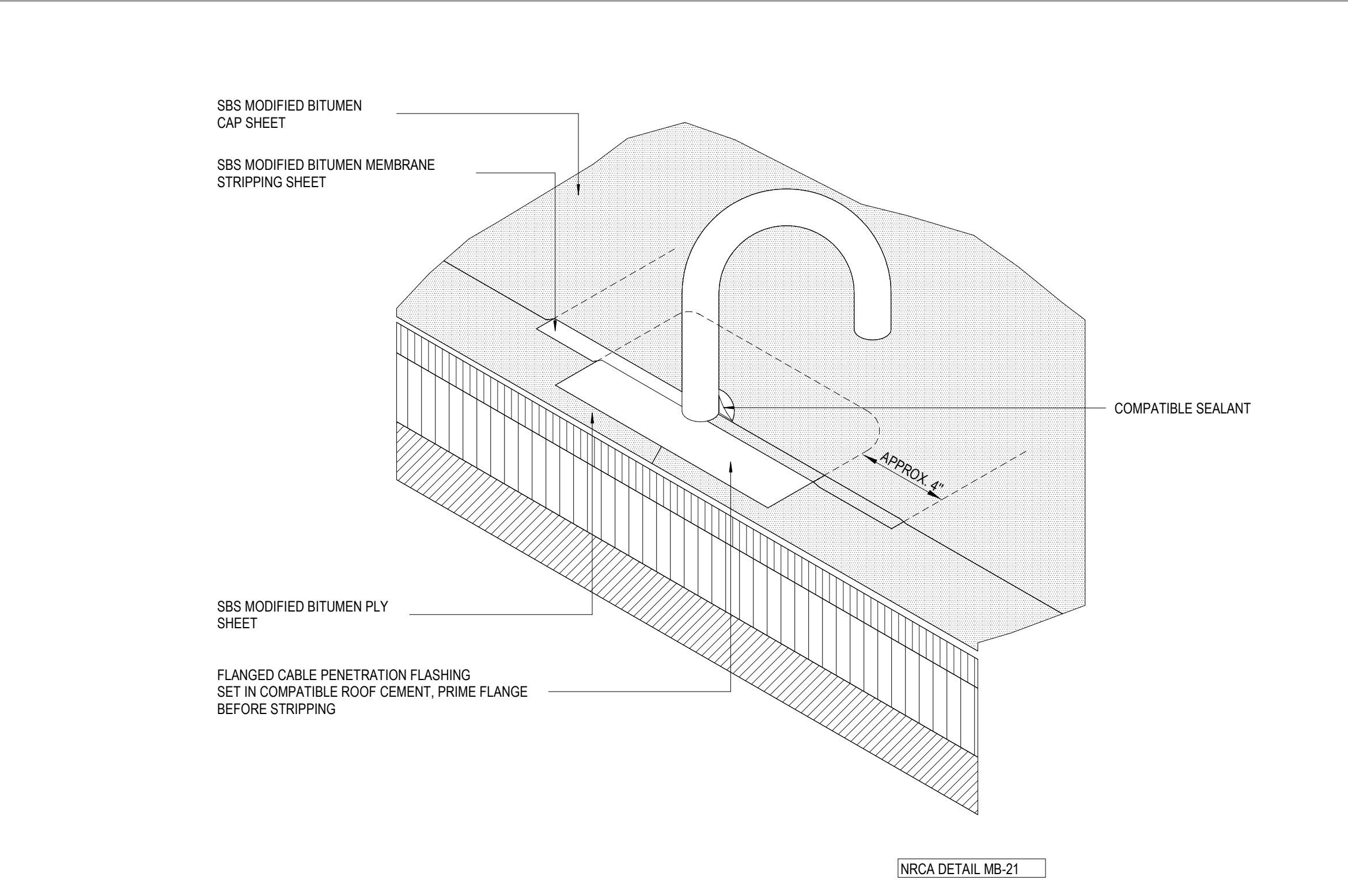
6 PICTORIAL VIEW AT PARAPET
A310 1" = 1'-0"



1 PICTORIAL VIEW AT ROOF DRAIN
A310 1" = 1'-0"



2 PICTORIAL VIEW AT PENETRATION POCKET
A310 1" = 1'-0"



3 PICTORIAL VIEW AT CABLE PENETRATION
A310 1" = 1'-0"

No.	Description	Date

KEY PLAN



Mathes Brierre + **BM**
ARCHITECTS ARCHITECTS
A JOINT VENTURE

201 St. Charles Avenue, Forty First Floor
New Orleans, Louisiana 70170-4100
Voice: 504.586.9303 Fax: 504.582.1305

300 Heymann Blvd.
Lafayette, Louisiana 70503
337.233.0614

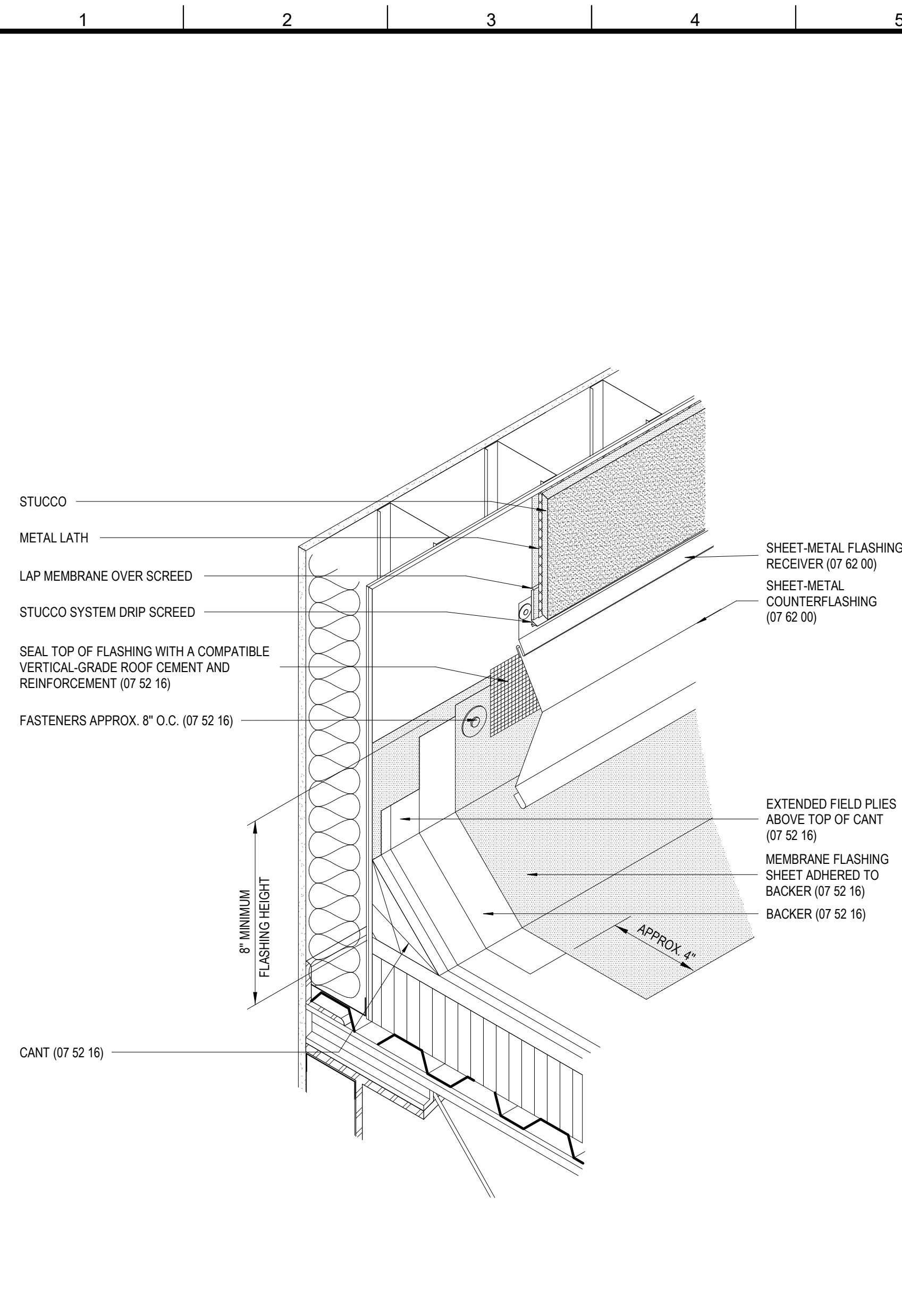
PROJECT TITLE

ST. BERNARD PARISH PUBLIC LIBRARY

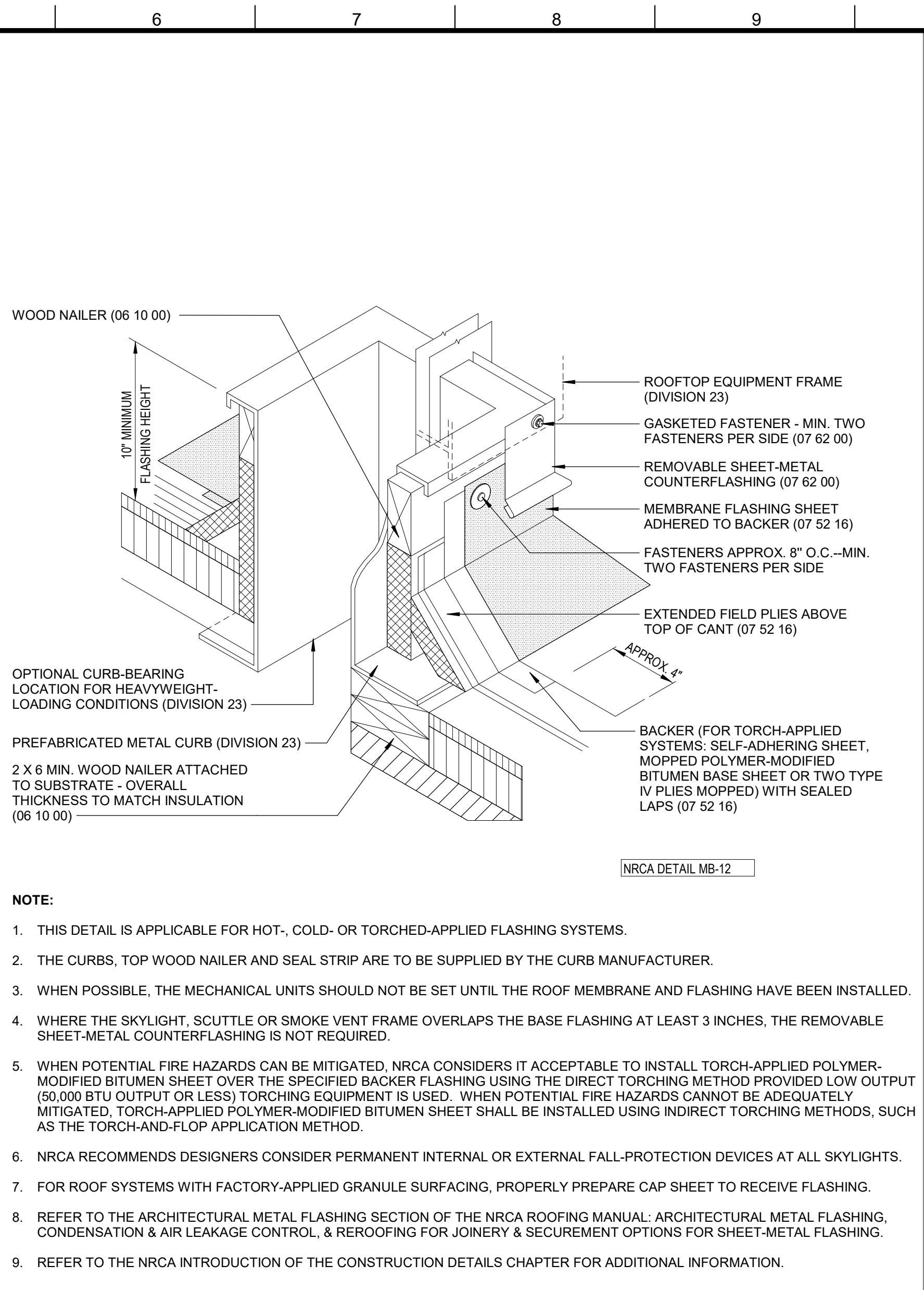
ST. BERNARD PARISH

100% CONSTRUCTION DOCUMENTS

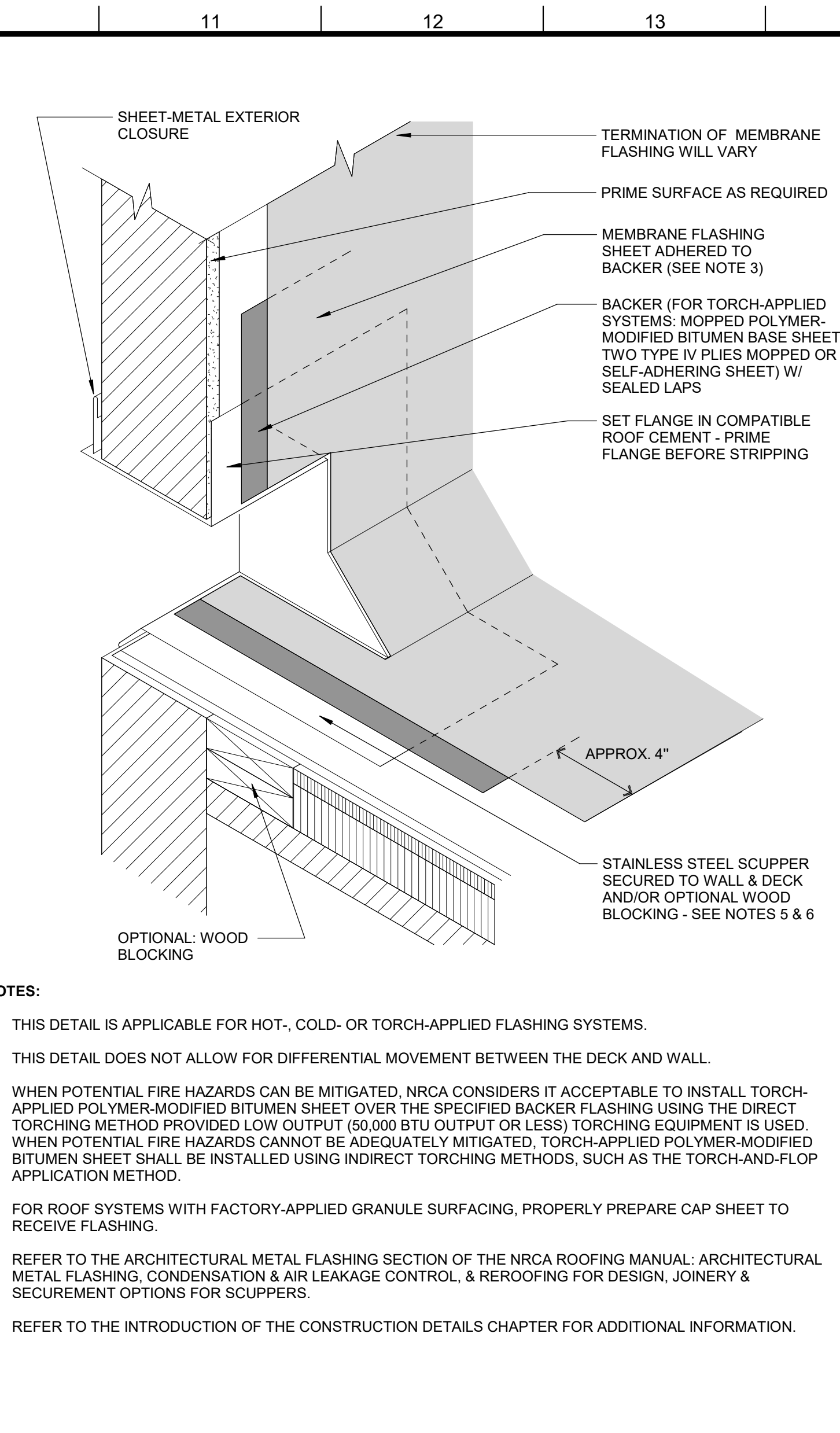
DESIGNED BY	MBA/ABM	CHECKED BY	AM/PP
DRAWN BY	MP/SC/ALB	DATE	12.20.2021
SHEET TITLE			
ROOF DETAILS			
PROJECT NO.	MBA - 11884	SHEET NO.	A310
ABM - 201813			



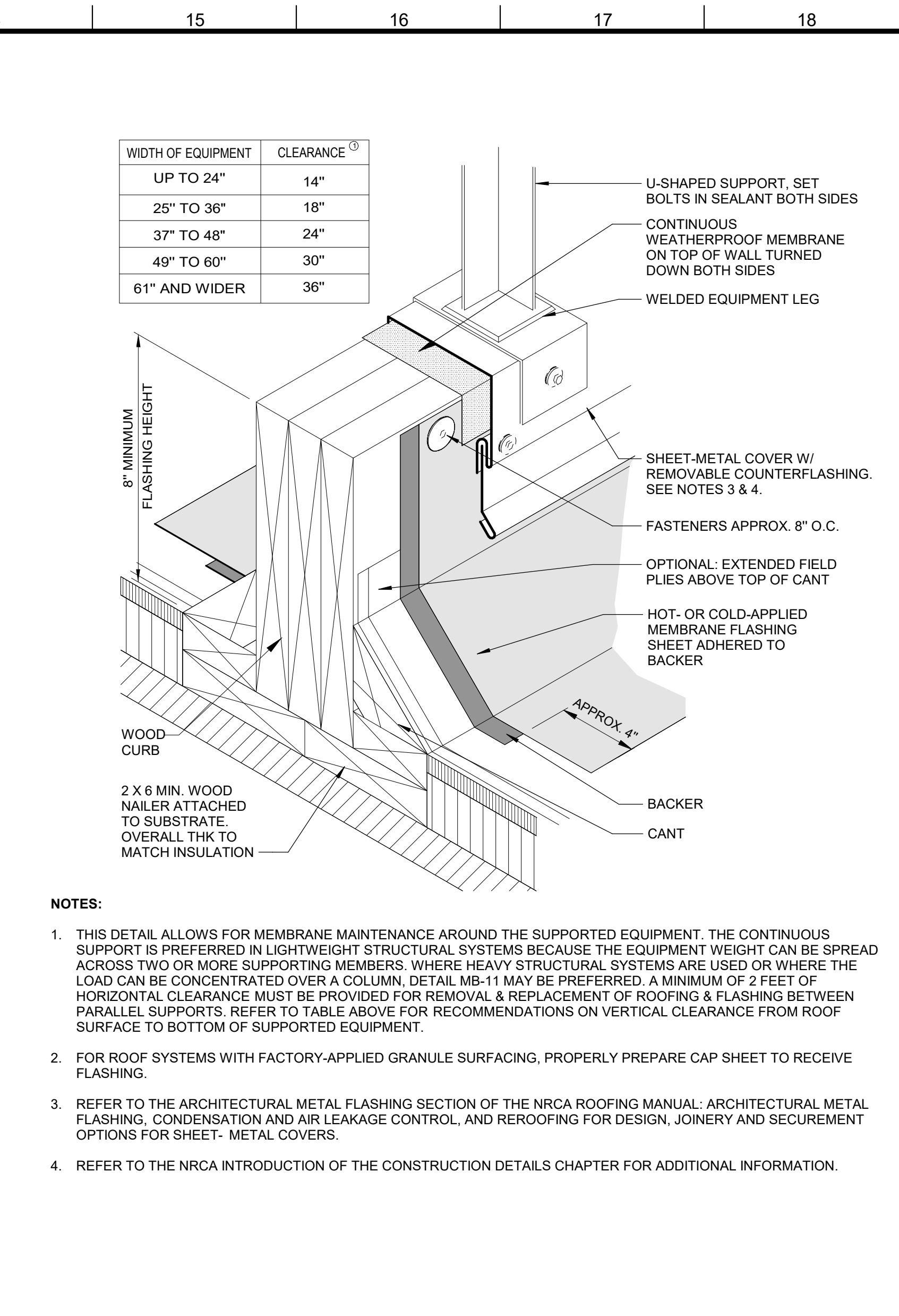
5 PICTORAL VIEW AT BASE FLASHING
A311 1" = 1'-0"



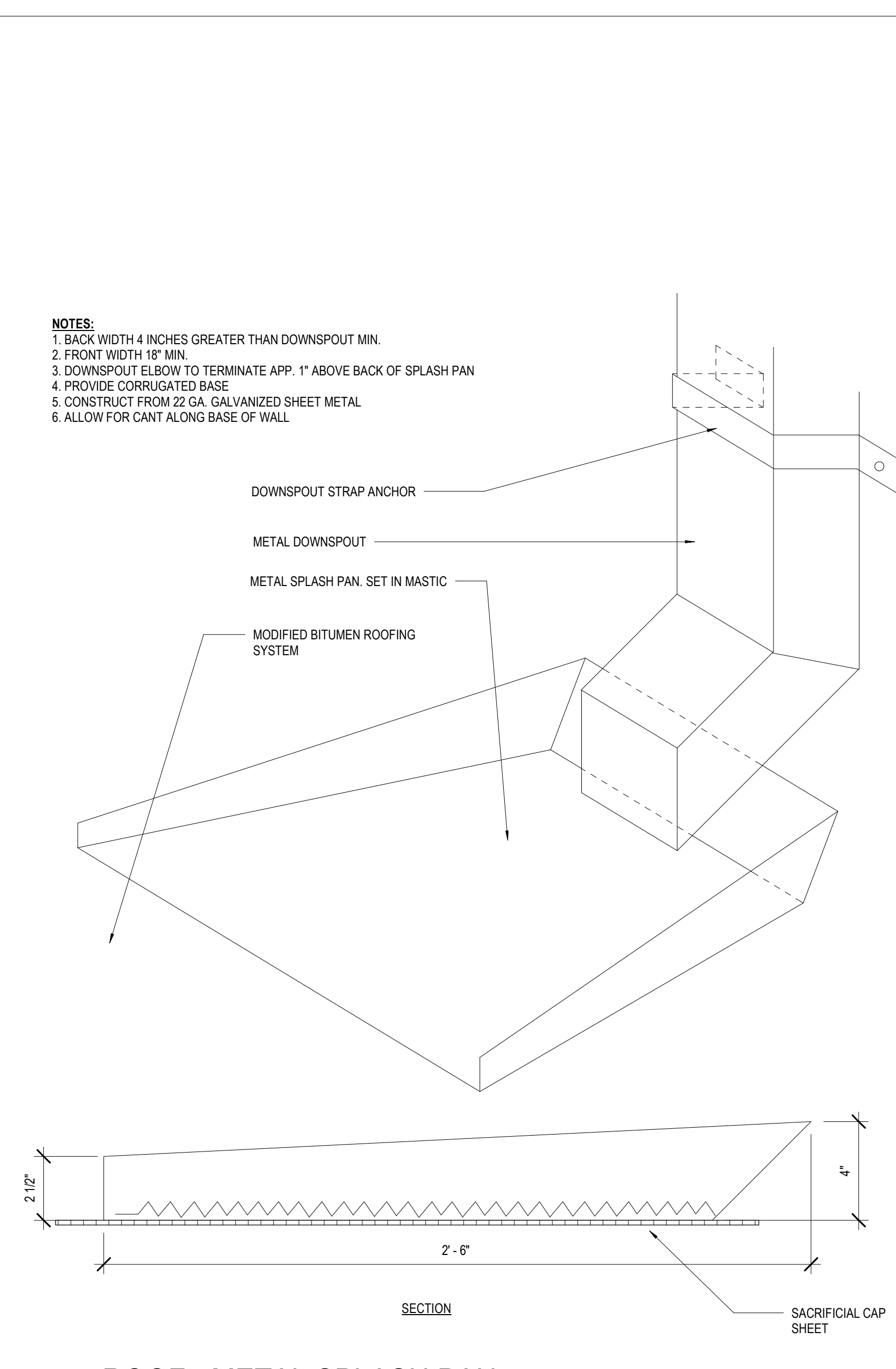
6 ROOF - DETAIL @ CURB
A311



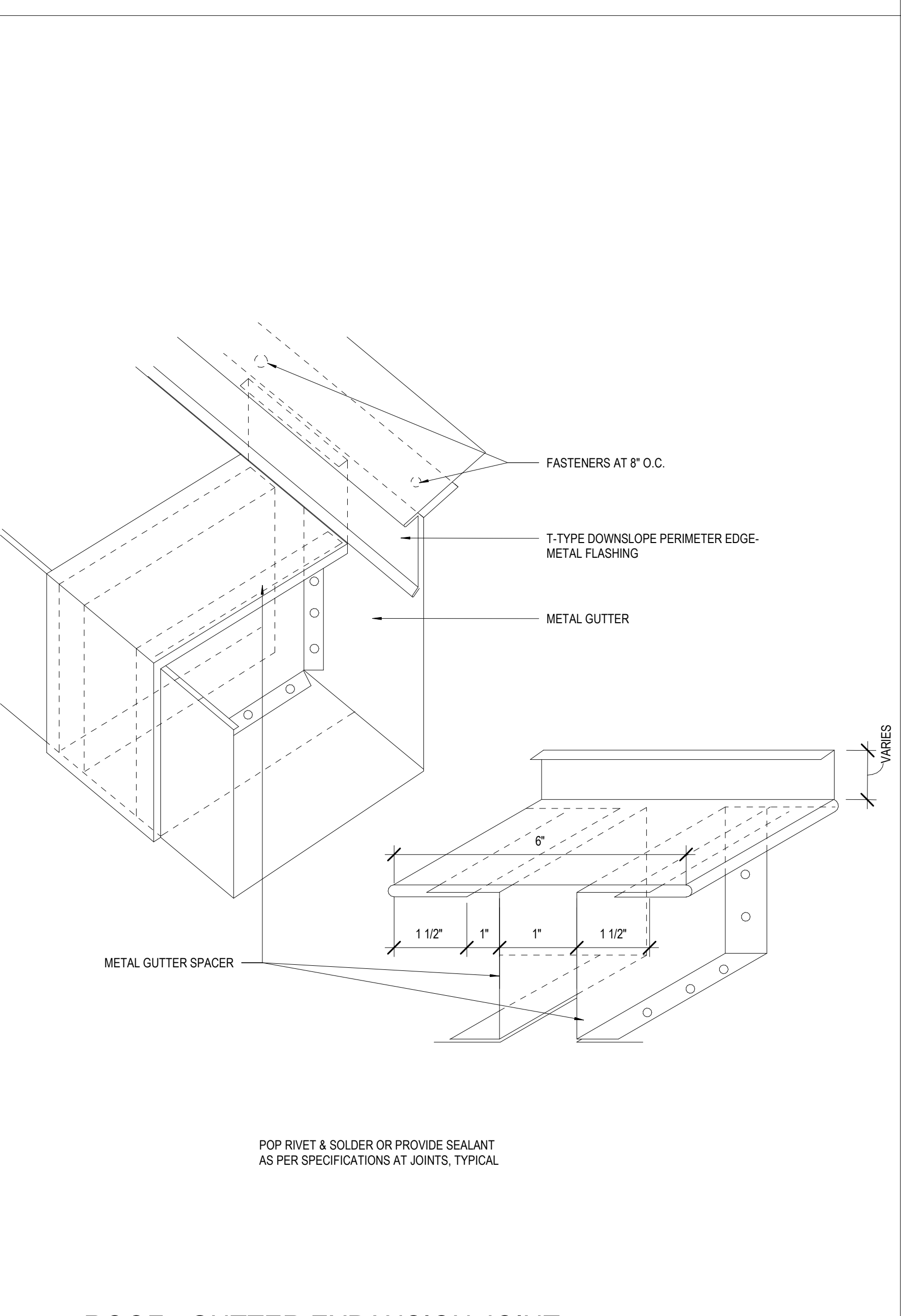
7 ROOF - DETAIL @ SCUPPER
A311



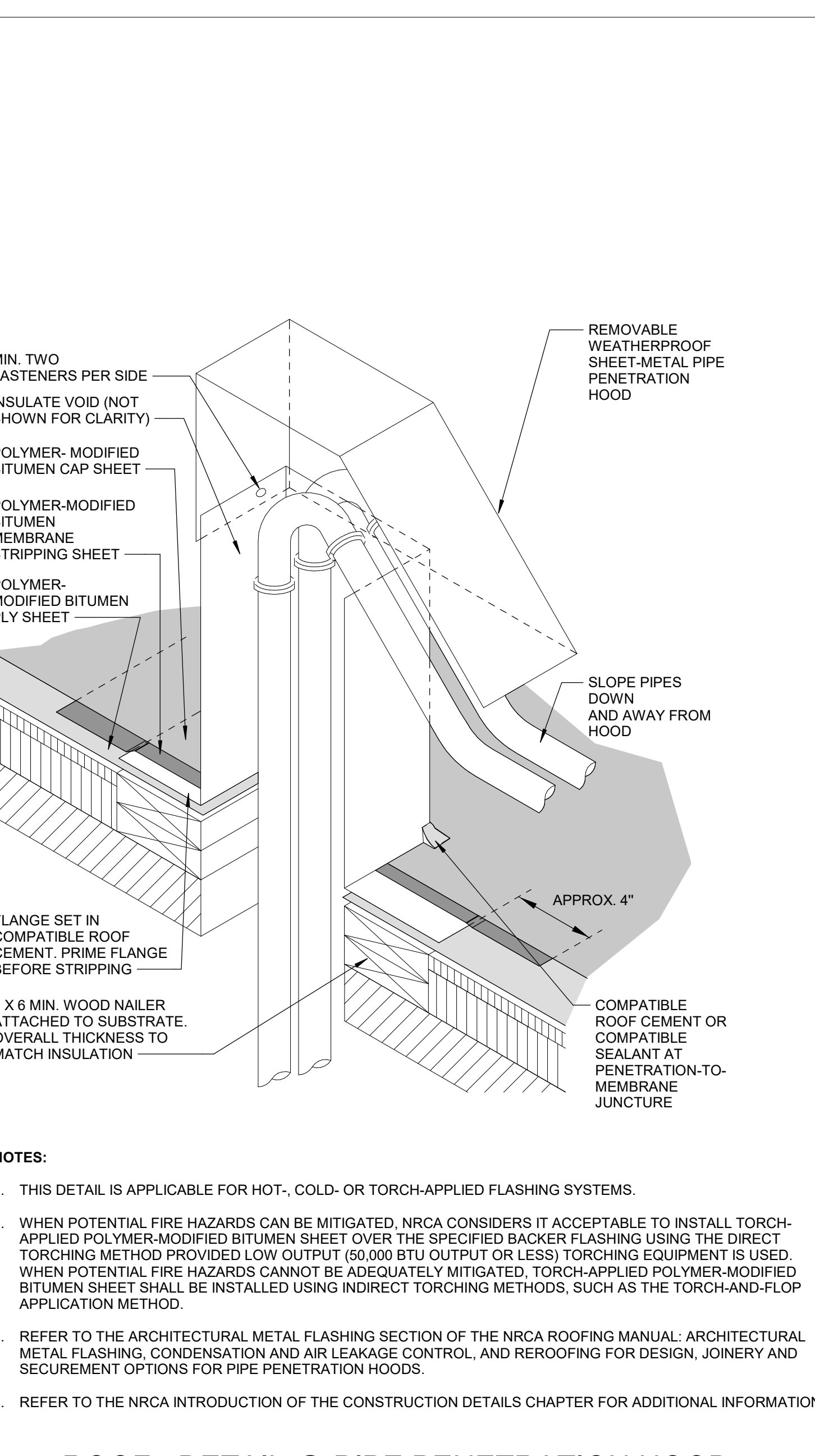
8 ROOF - DETAIL @ EQUIPMENT SUPPORT 2
A311



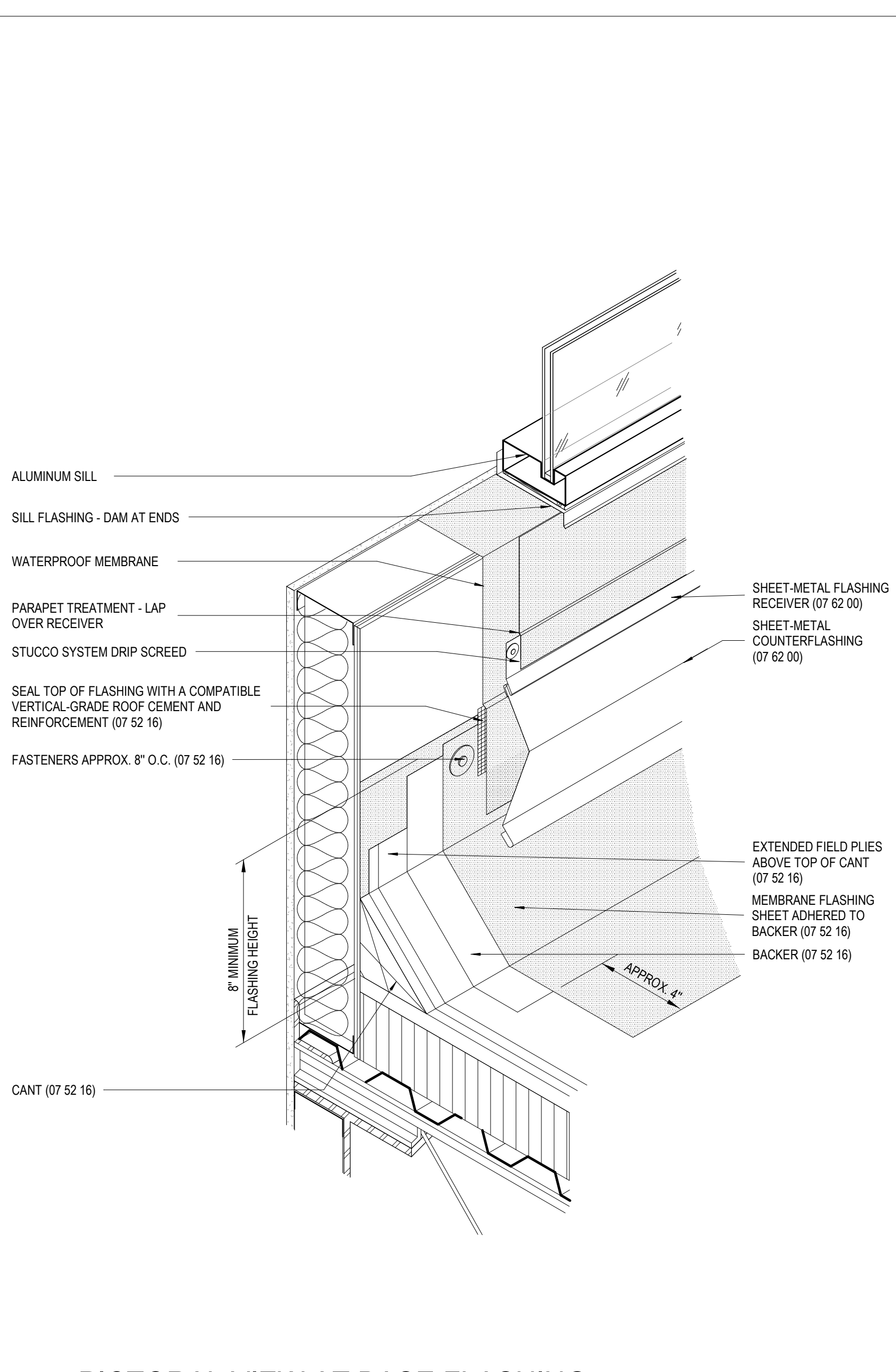
1 ROOF - METAL SPLASH PAN
A311 3" = 1'-0"



2 ROOF - GUTTER EXPANSION JOINT
A311 6" = 1'-0"



3 ROOF - DETAIL @ PIPE PENETRATION HOOD
A311



4 PICTORAL VIEW AT BASE FLASHING
A311 1" = 1'-0"

MATERIALS KEYING/ GENERAL NOTES

No. Description Date

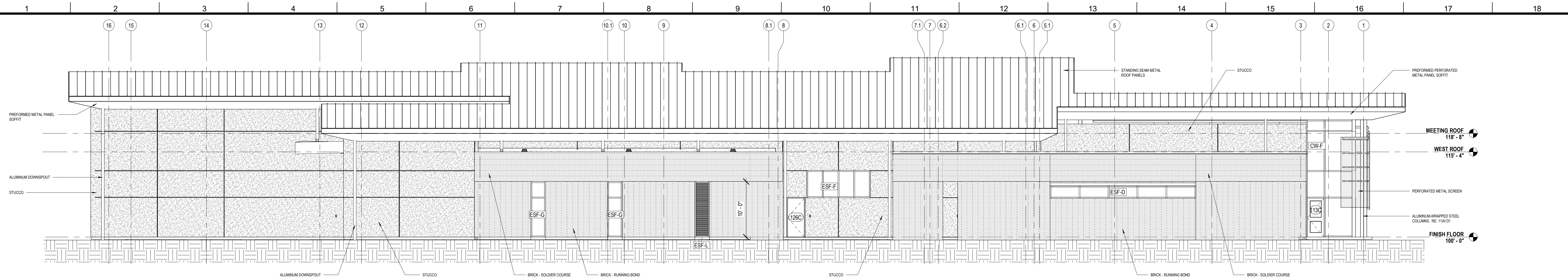
KEY PLAN

Mathes Brierre + MBM ARCHITECTS ARCHITECTS BEAZLEYMOLIERE A JOINT VENTURE
201 St. Charles Avenue, Forty First Floor
New Orleans, Louisiana 70170-4100
Voice: 504.586.9303 Fax: 504.582.1305
300 Heymann Blvd.
Lafayette, Louisiana 70503
337.233.0614

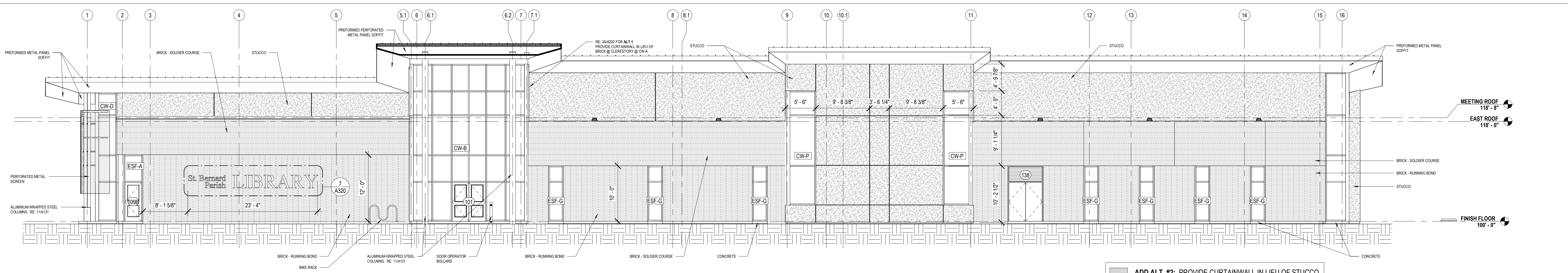
PROJECT TITLE
ST. BERNARD PARISH PUBLIC LIBRARY
ST. BERNARD PARISH

100% CONSTRUCTION DOCUMENTS

DESIGNED BY MBA/ABM CHECKED BY AM/PP
DRAWN BY MP/SC/ALB DATE 12.20.2021
SHEET TITLE ROOF DETAILS
PROJECT NO. MBA - 11884 SHEET NO. A311
ABM - 201813

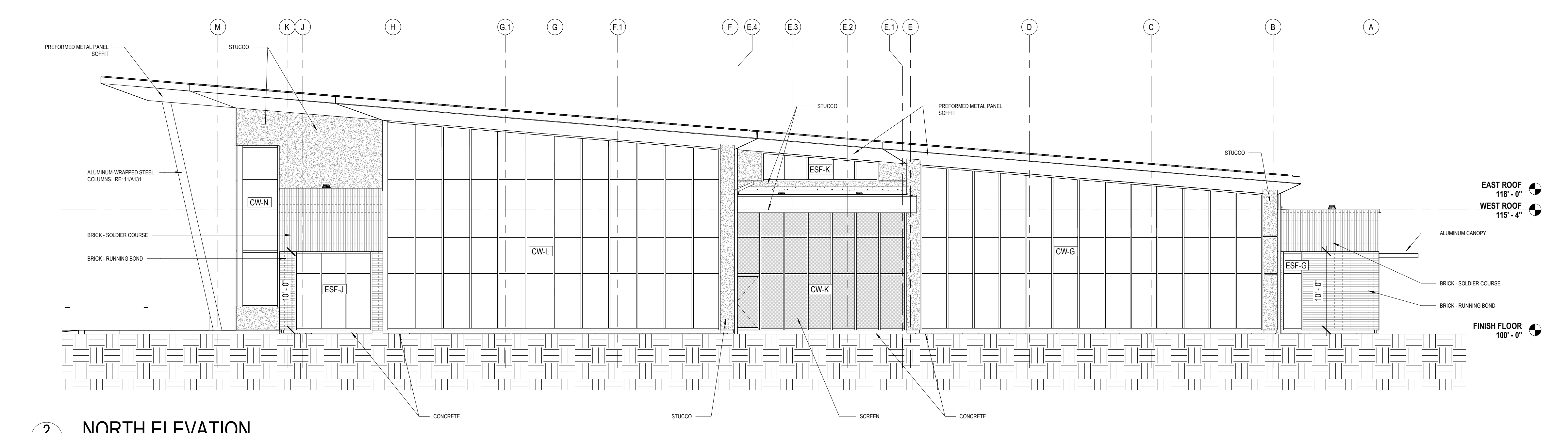


4 WEST ELEVATION
A320 1/8" = 1'-0"

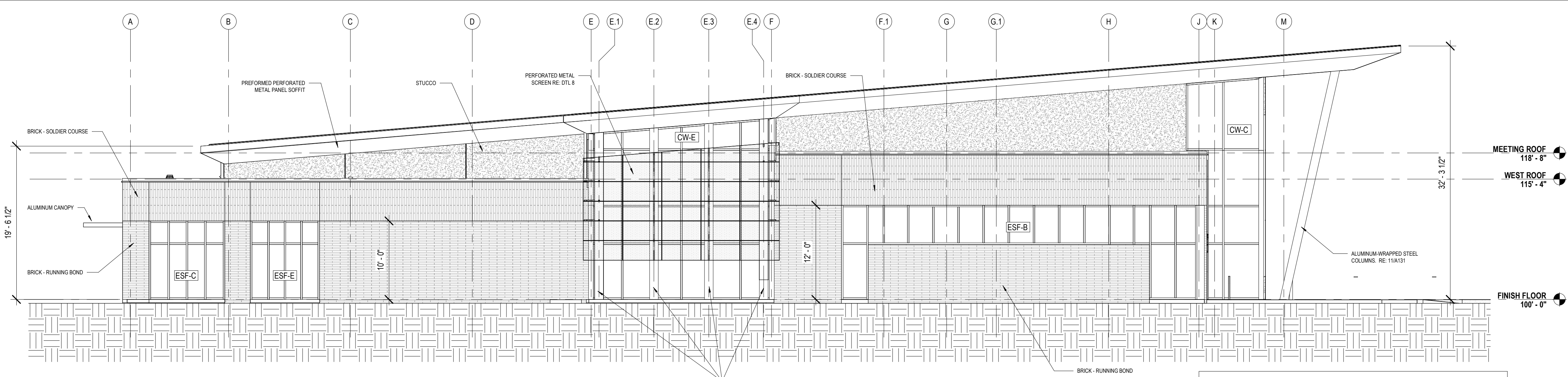


3 EAST ELEVATION
A320 1/8" = 1'-0"

ADD ALT. #2: PROVIDE CURTAINWALL IN LIEU OF STUCCO.

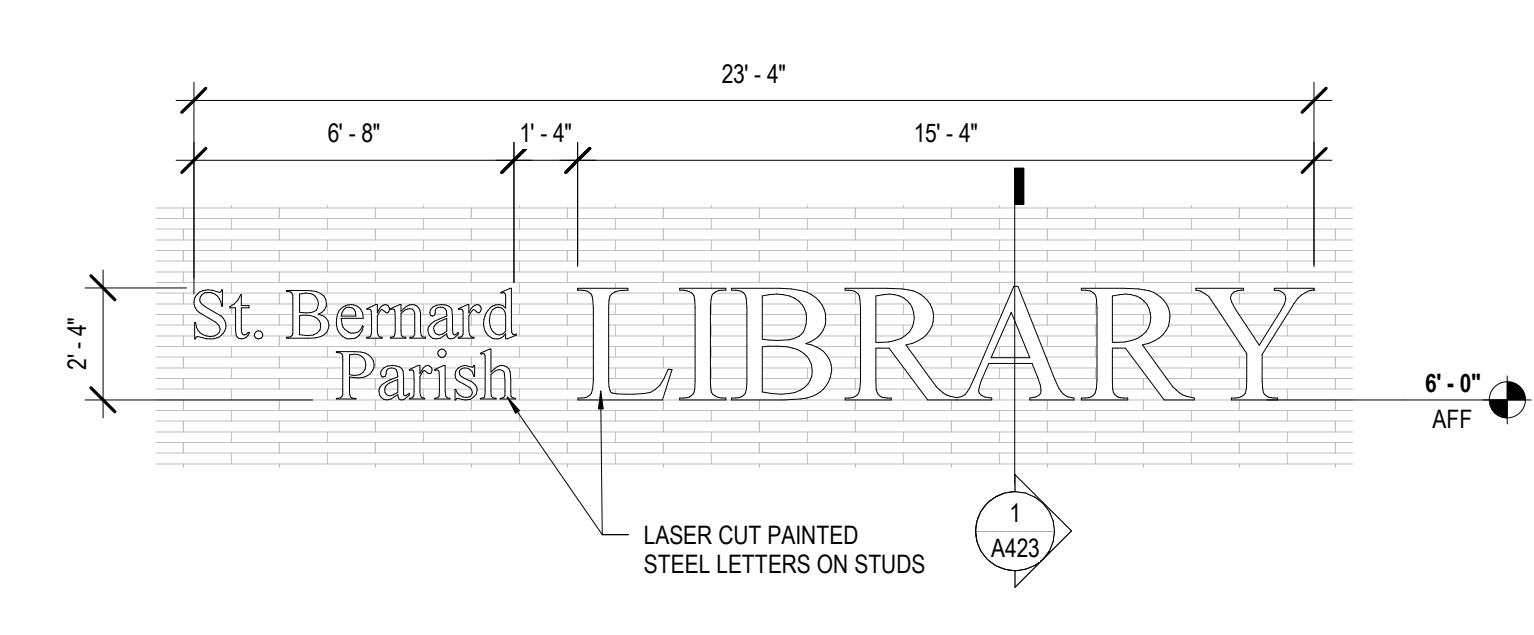


2 NORTH ELEVATION
A320 1/8" = 1'-0"

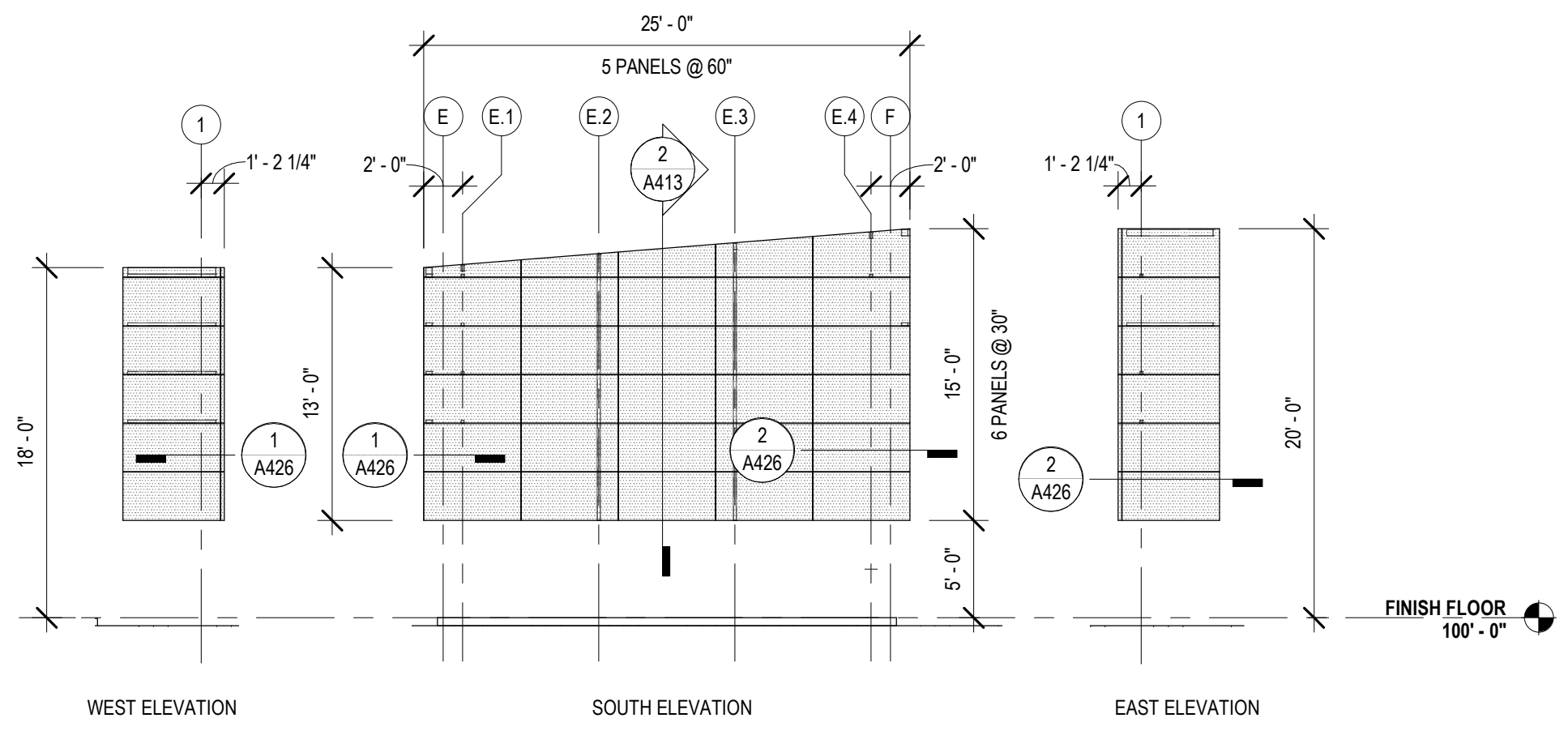


1 SOUTH ELEVATION
A320 1/8" = 1'-0"

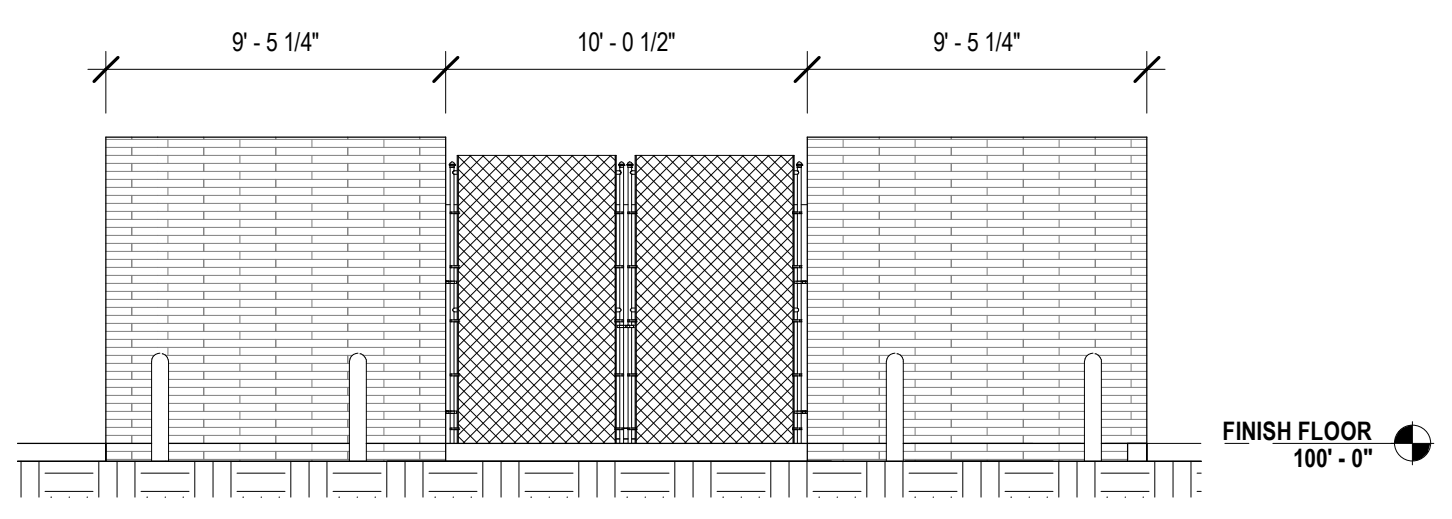
ADD ALT. #3: PROVIDE CURTAINWALL IN LIEU OF STUCCO.



7 BUILDING SIGN
A320 1/4" = 1'-0"



6 PERFORATED METAL SCREEN ELEVATIONS
A320 1/8" = 1'-0"



5 CHILLER YARD ELEVATION
A320 3/16" = 1'-0"

No.	Description	Date

KEY PLAN

LAKE CHARLES ARCHITECTS
ARCHITECTS BEAZLEY-MOIERE
A JOINT VENTURE

201 St. Charles Avenue, Forty First Floor
New Orleans, Louisiana 70170-4100
Voice: 504-586-9303 Fax: 504-582-1305

300 Heymann Blvd.
Lafayette, Louisiana 70503
337.233.0614

Mathes Brierre + MBM
ARCHITECTS ARCHITECTS BEAZLEY-MOIERE
A JOINT VENTURE

201 St. Charles Avenue, Forty First Floor
New Orleans, Louisiana 70170-4100
Voice: 504-586-9303 Fax: 504-582-1305

300 Heymann Blvd.
Lafayette, Louisiana 70503
337.233.0614

PROJECT TITLE

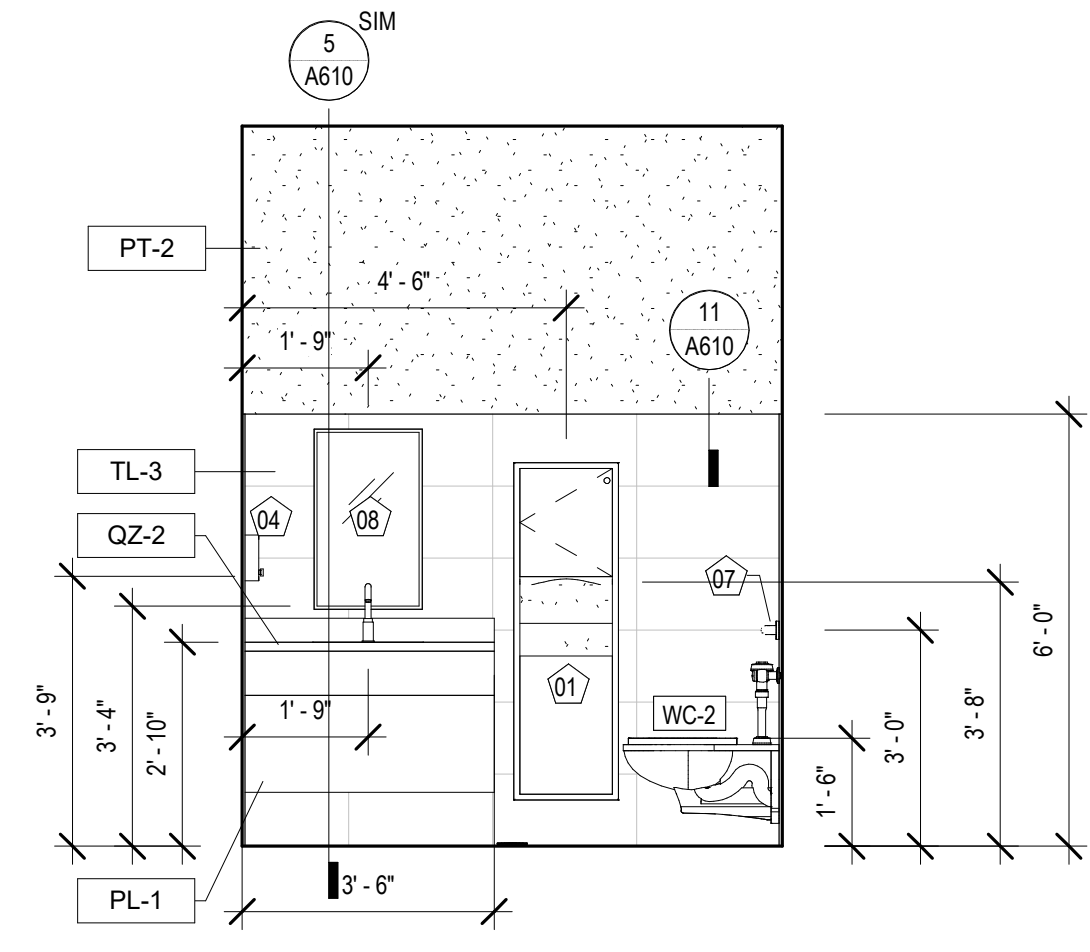
ST. BERNARD PARISH PUBLIC LIBRARY

ST. BERNARD PARISH

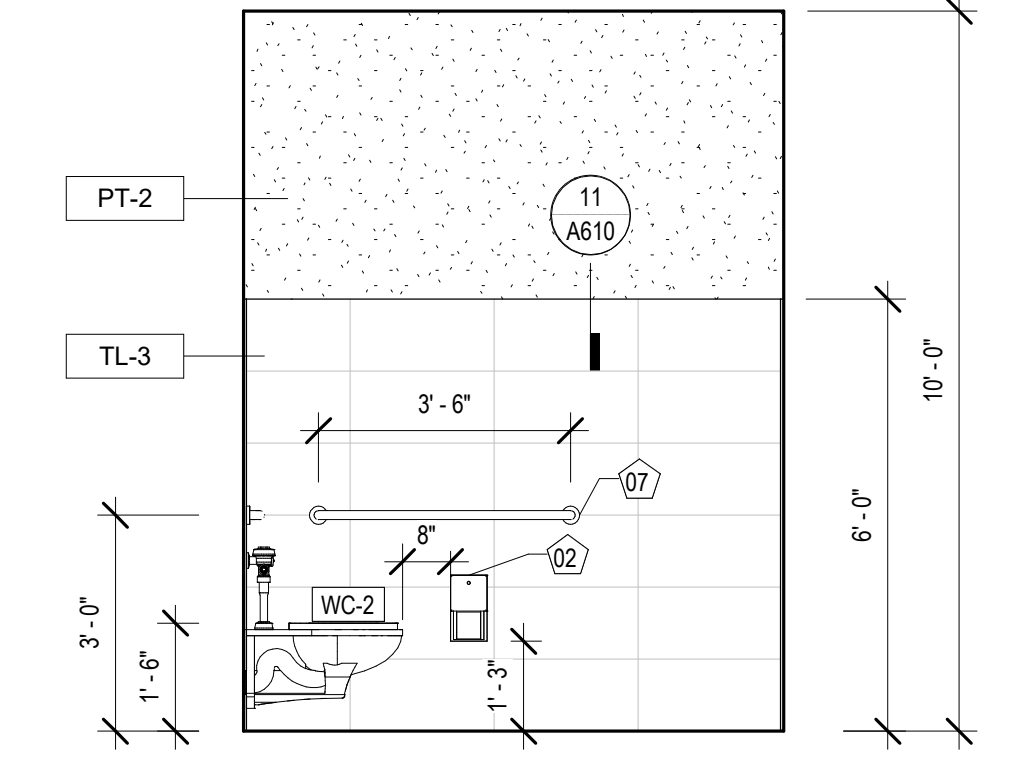
100% CONSTRUCTION DOCUMENTS

DESIGNED BY	MBA/ABM	CHECKED BY	RZ/PP
DRAWN BY	MP/SC/ALB	DATE	12.20.2021
SHEET TITLE EXTERIOR ELEVATIONS			
PROJECT NO.	MBA - 11884	SHEET NO.	A320
	ABM - 201813		

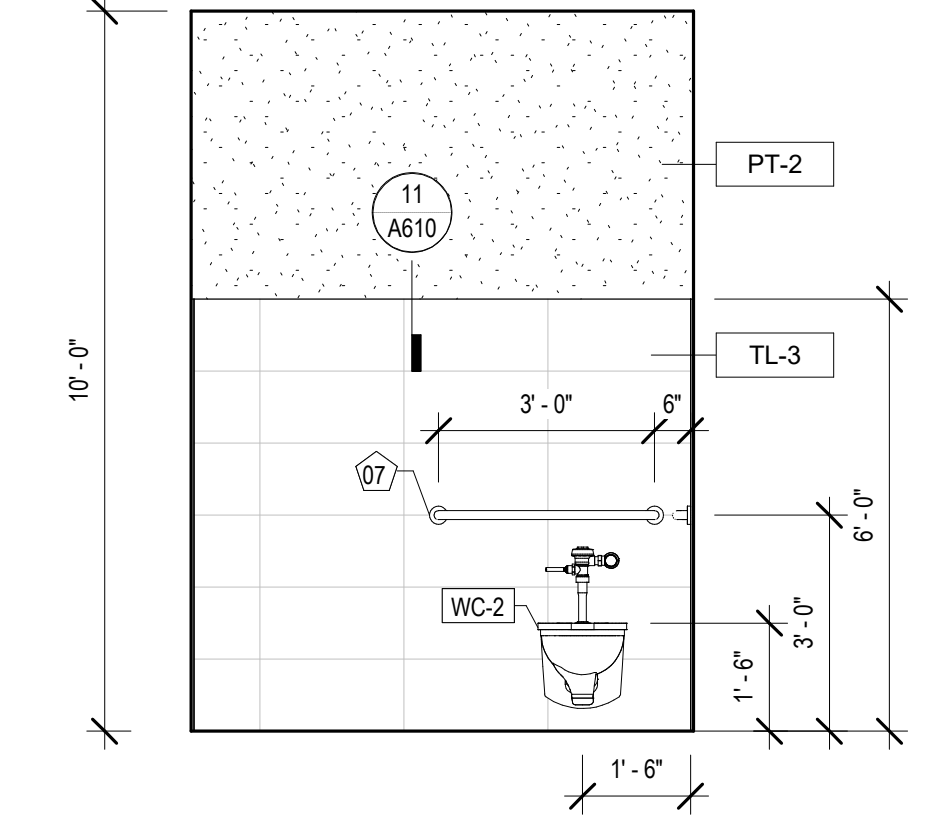
TOILET ROOM ACCESSORY LEGEND	
01	PAPER TOWEL DISPENSER / WASTE RECEPTACLE
02	SURFACE MOUNTED TOILET TISSUE DISPENSER
03	SANITARY NAPKIN DISPOSAL
04	SURFACE MOUNTED SOAP DISPENSER
05	COAT HOOK
06	BABY CHANGING STATION
07	36" & 42" GRAB BAR
08	MIRROR 18" x 30"
09	MIRROR 36" x 30"



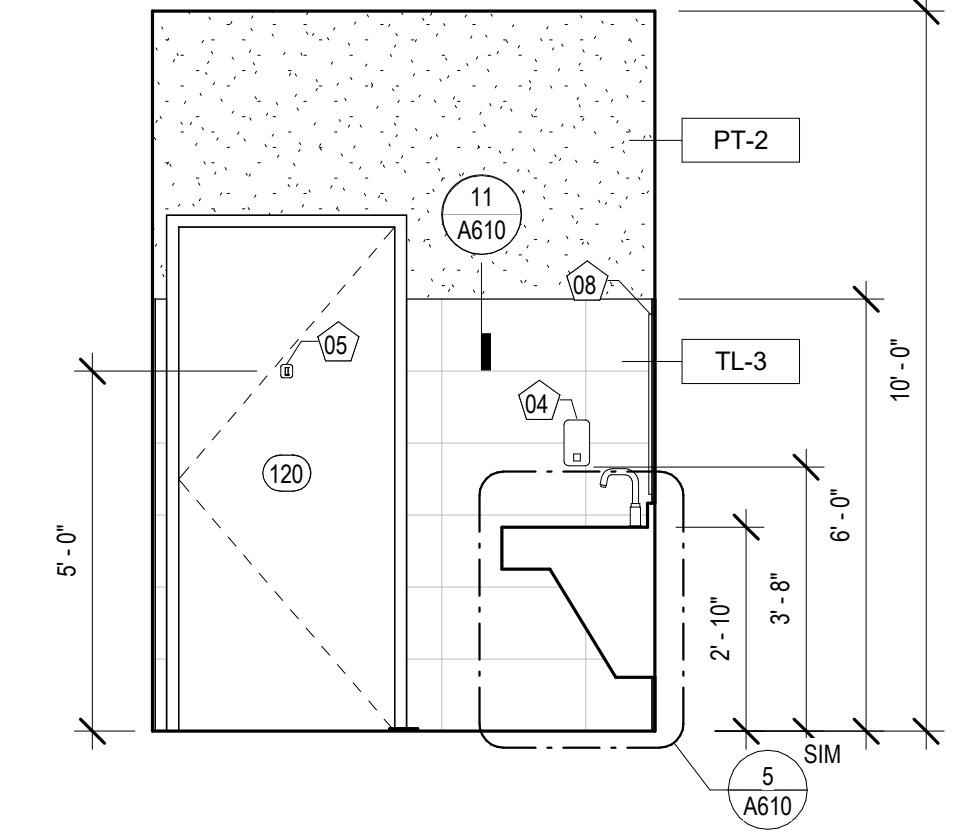
9 INT. ELEVATION - STAFF RR 1 #120
A340 3/8" = 1'-0"



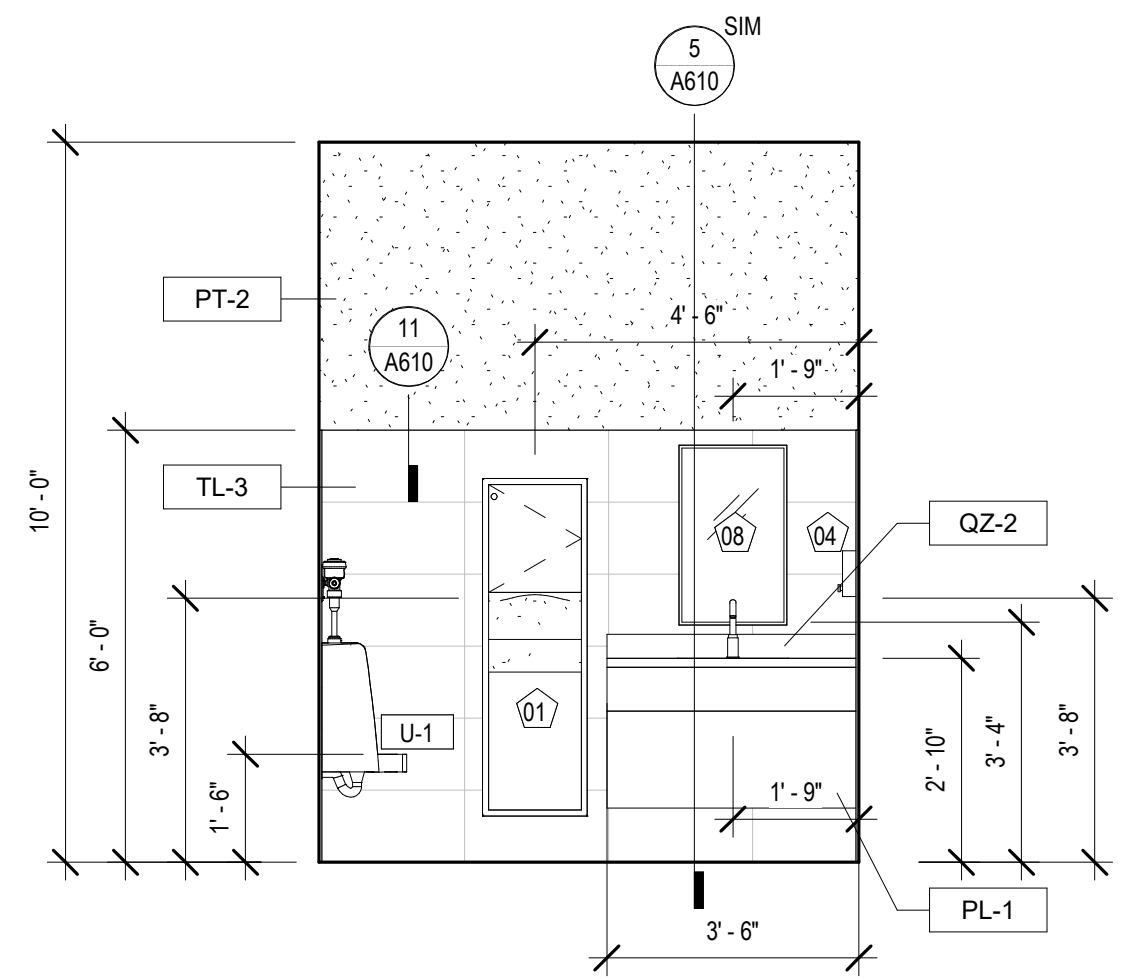
10 INT. ELEVATION - STAFF RR 1 #120
A340 3/8" = 1'-0"



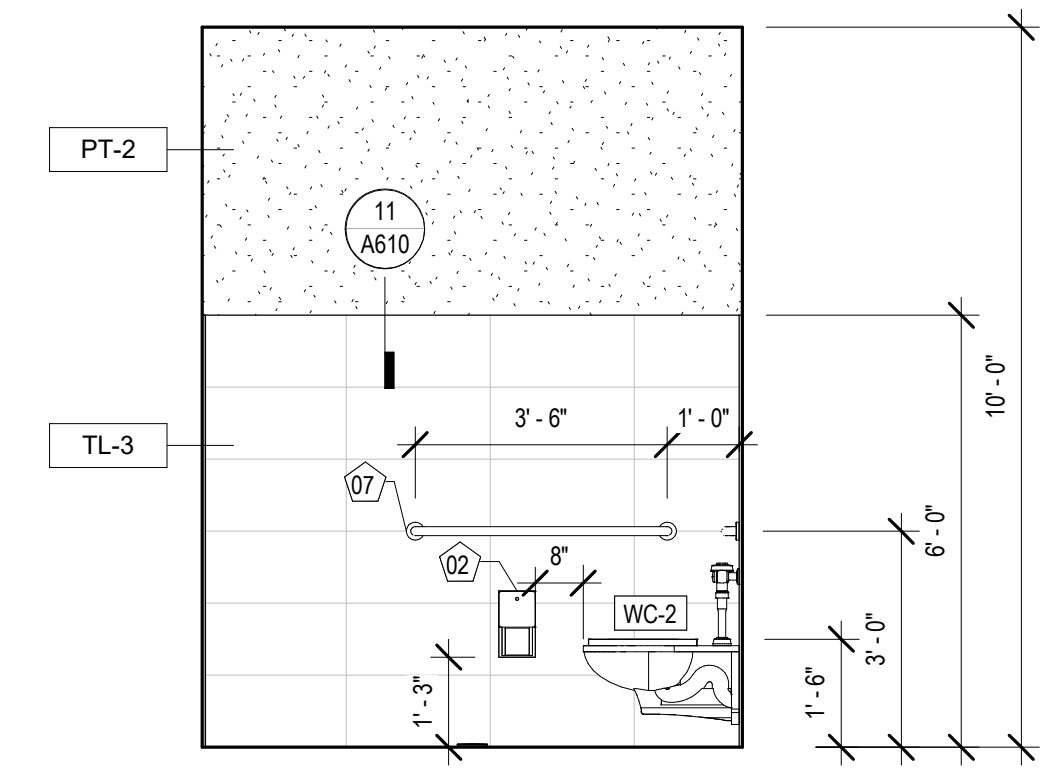
11 INT. ELEVATION - STAFF RR 1 #120
A340 3/8" = 1'-0"



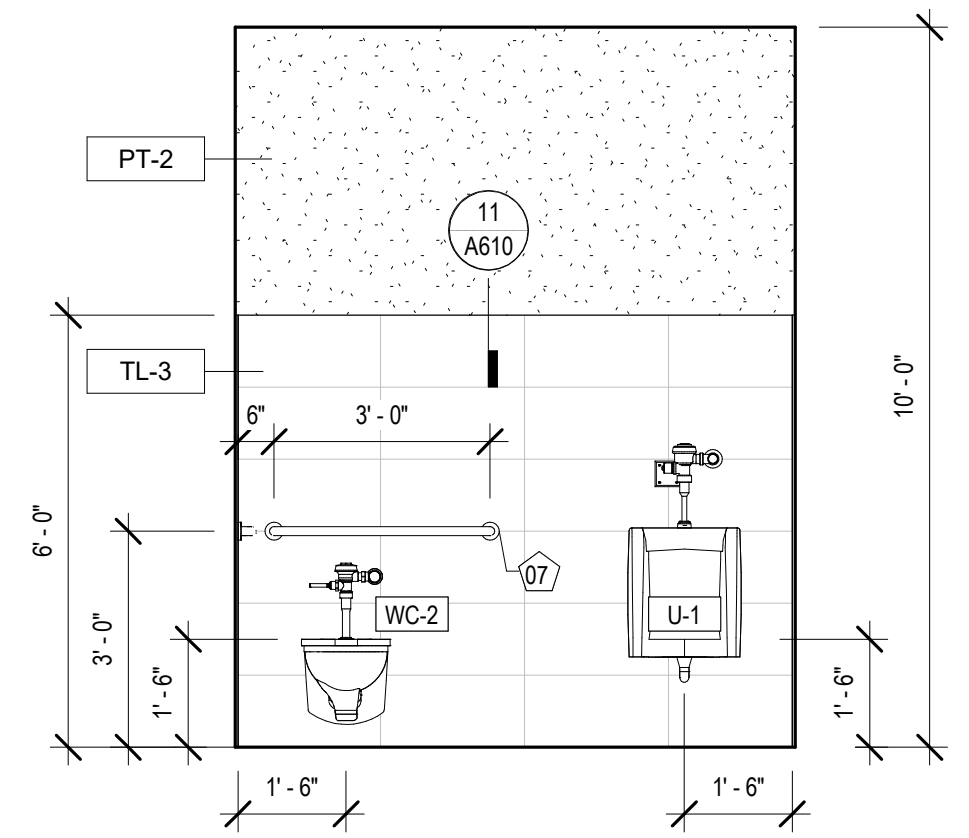
12 INT. ELEVATION - STAFF RR 1 #120
A340 3/8" = 1'-0"



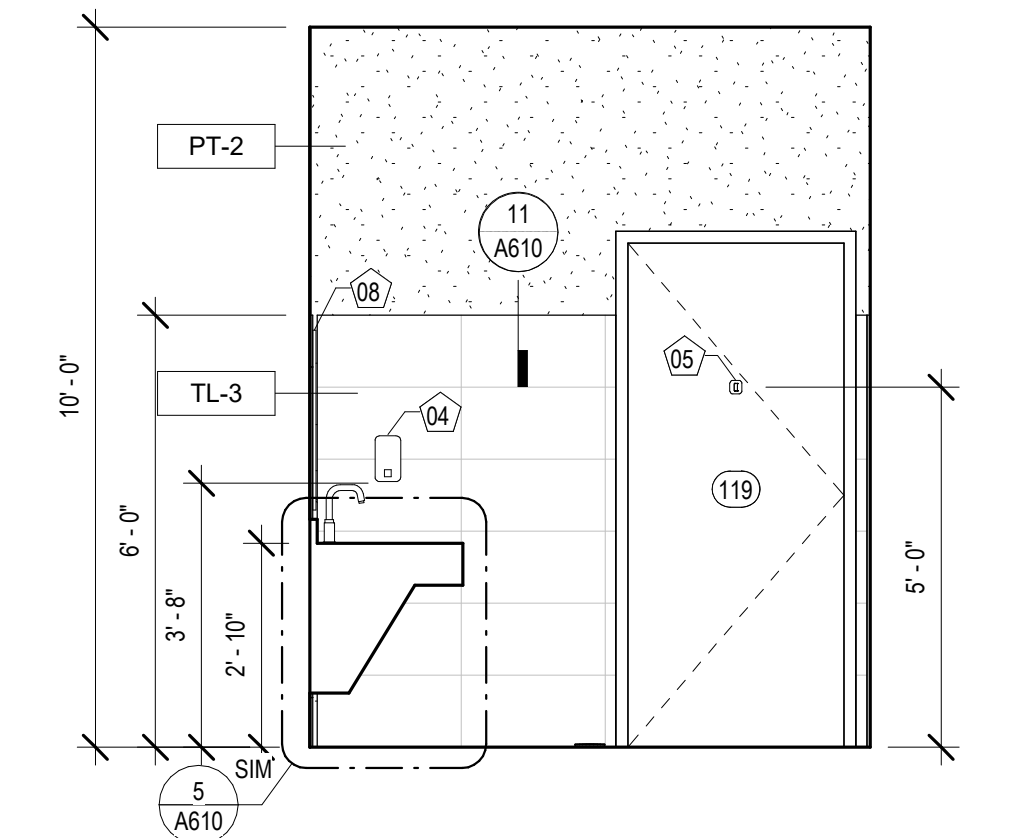
5 INT. ELEVATION - STAFF RR 2 #119
A340 3/8" = 1'-0"



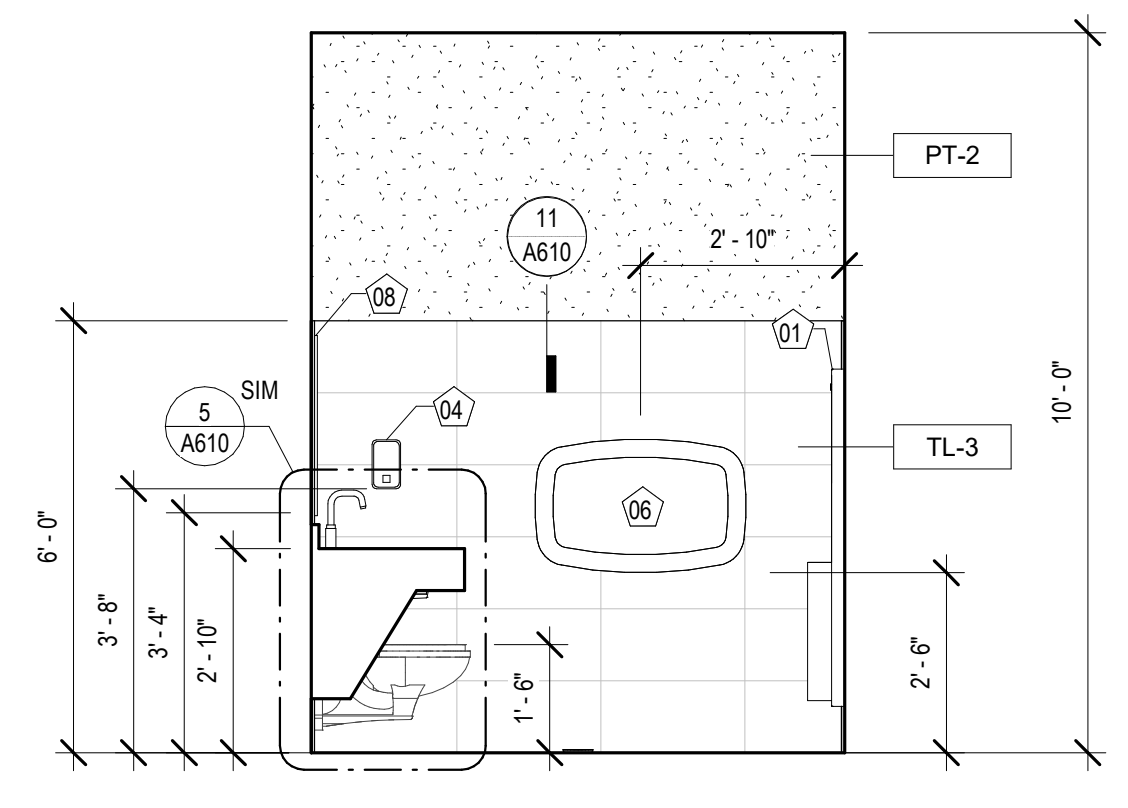
6 INT. ELEVATION - STAFF RR 2 #119
A340 3/8" = 1'-0"



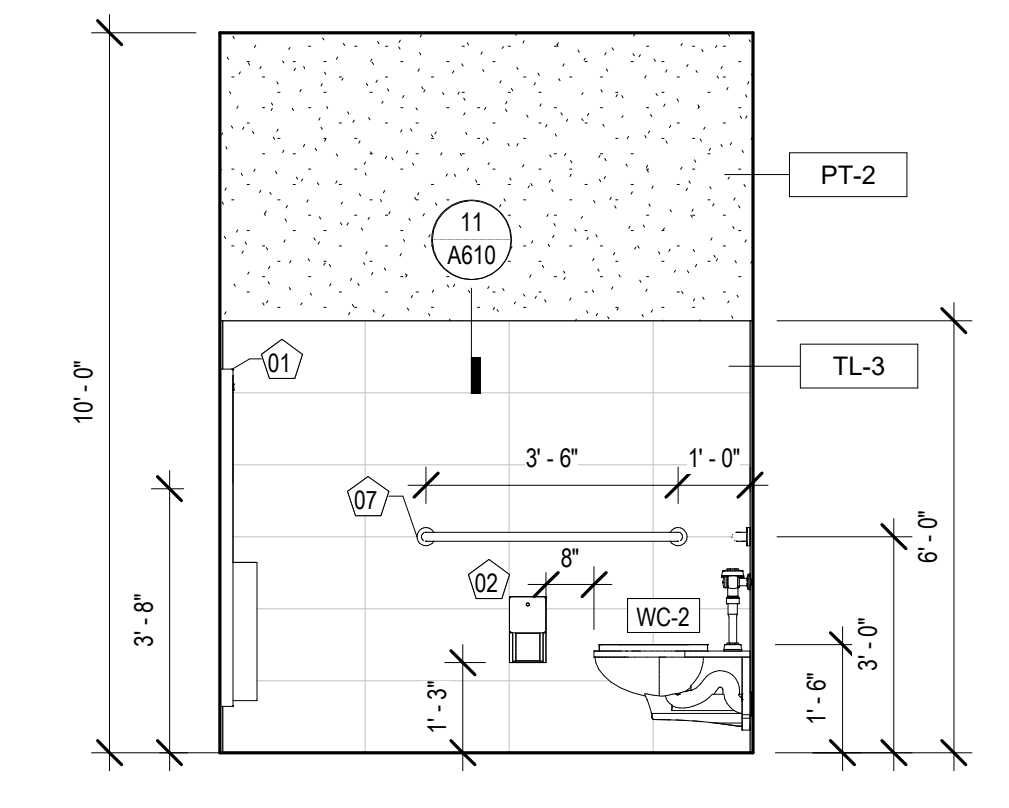
7 INT. ELEVATION - STAFF RR 2 #119
A340 3/8" = 1'-0"



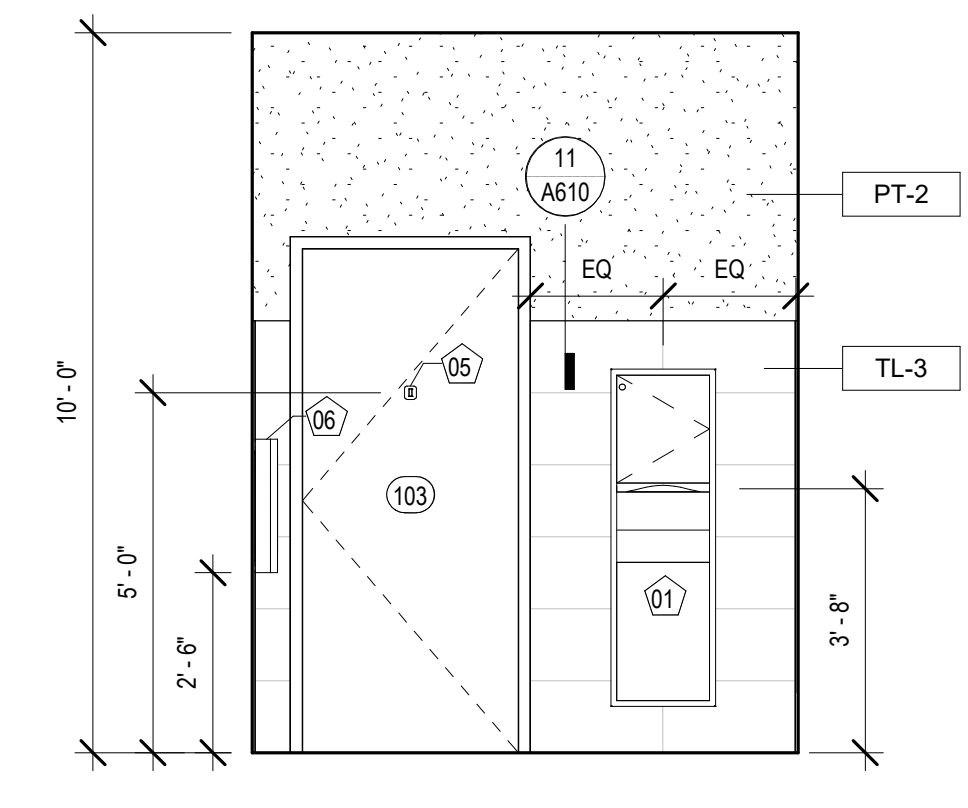
8 INT. ELEVATION - STAFF RR 2 #119
A340 3/8" = 1'-0"



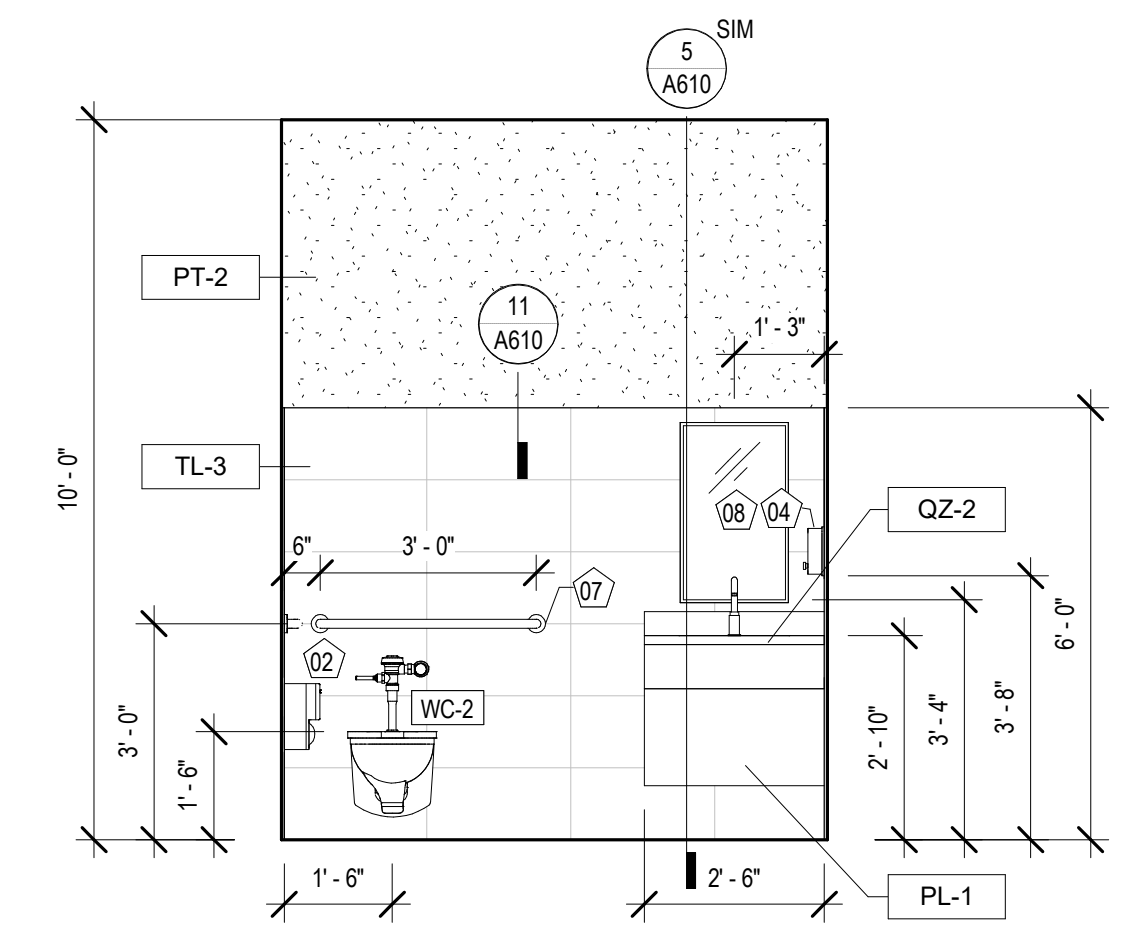
1 INT. ELEVATION - FAMILY RR #103
A340



2 INT. ELEVATION - FAMILY RR #103
A340



3 INT. ELEVATION - FAMILY RR #103
A340



4 INT. ELEVATION - FAMILY RR #103
A340

No.	Description	Date

KEY PLAN



Mathes Brierre + BM
ARCHITECTS ARCHITECTS BEAZLEY MOЛИERE
A JOINT VENTURE
201 St. Charles Avenue, Forty First Floor
New Orleans, Louisiana 70170-4100
Voice: 504.586.9303 Fax: 504.582.1305
300 Heymann Blvd.
Lafayette, Louisiana 70503
337.233.0614

PROJECT TITLE

**ST. BERNARD
PARISH PUBLIC
LIBRARY**

ST. BERNARD PARISH

100% CONSTRUCTION DOCUMENTS

DESIGNED BY	MBA/ABM	CHECKED BY	RZ/PP
DRAWN BY	CF/F/RZ	DATE	12.20.2021
SHEET TITLE INTERIOR ELEVATIONS			
PROJECT NO.	MBA - 11884	SHEET NO.	A340
	ABM - 201813		

TOILET ROOM ACCESSORY LEGEND


01	PAPER TOWEL DISPENSER / WASTE RECEPTACLE
02	SURFACE MOUNTED TOILET TISSUE DISPENSER
03	SANITARY NAPKIN DISPOSAL
04	SURFACE MOUNTED SOAP DISPENSER
05	COAT HOOK
06	BABY CHANGING STATION
07	36" & 42" GRAB BAR
08	MIRROR 18" x 30"
09	MIRROR 36" x 30"

NOTE: SEE SHEET A130 FOR MODEL #S

EQUIPMENT SCHEDULE

Type Mark	Description
01	EXISTING COMPUTER & MONITOR
02	NEW 70" TV MONITOR
03	EXISTING NEC SIGNAGE TV
04	EXISTING PROMETHAN VIDEO BOARD
05	EXISTING PAC STATION

No.	Description	Date



Mathes Brierre + **BM**
 ARCHITECTS ARCHITECTS
 A JOINT VENTURE

201 St. Charles Avenue, Forty First Floor
 New Orleans, Louisiana 70170-4100
 Voice: 504.586.9303 Fax: 504.582.1305

300 Heymann Blvd.
 Lafayette, Louisiana 70503
 337.233.0614

PROJECT TITLE

**ST. BERNARD
 PARISH PUBLIC
 LIBRARY**

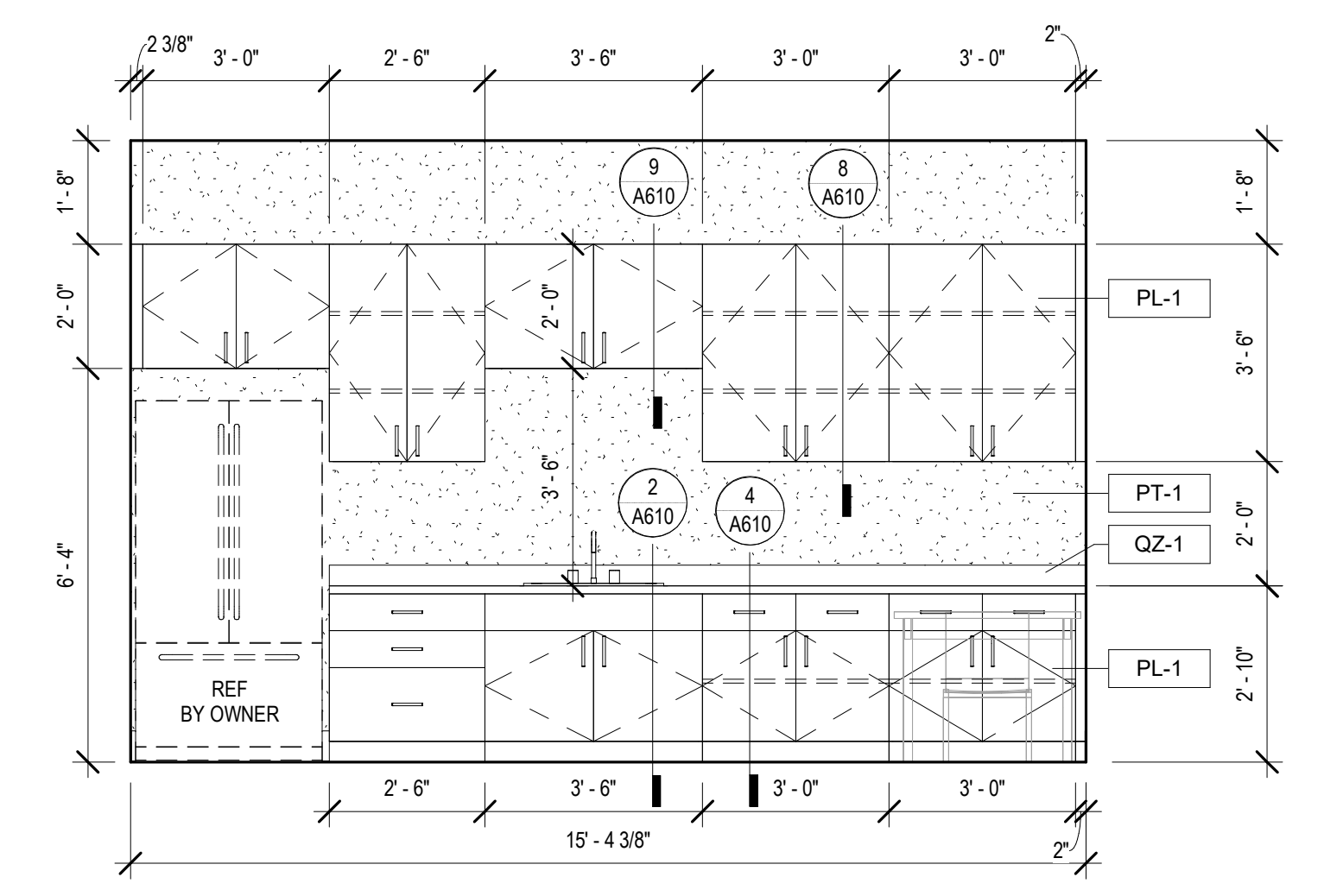
ST. BERNARD PARISH

100% CONSTRUCTION DOCUMENTS

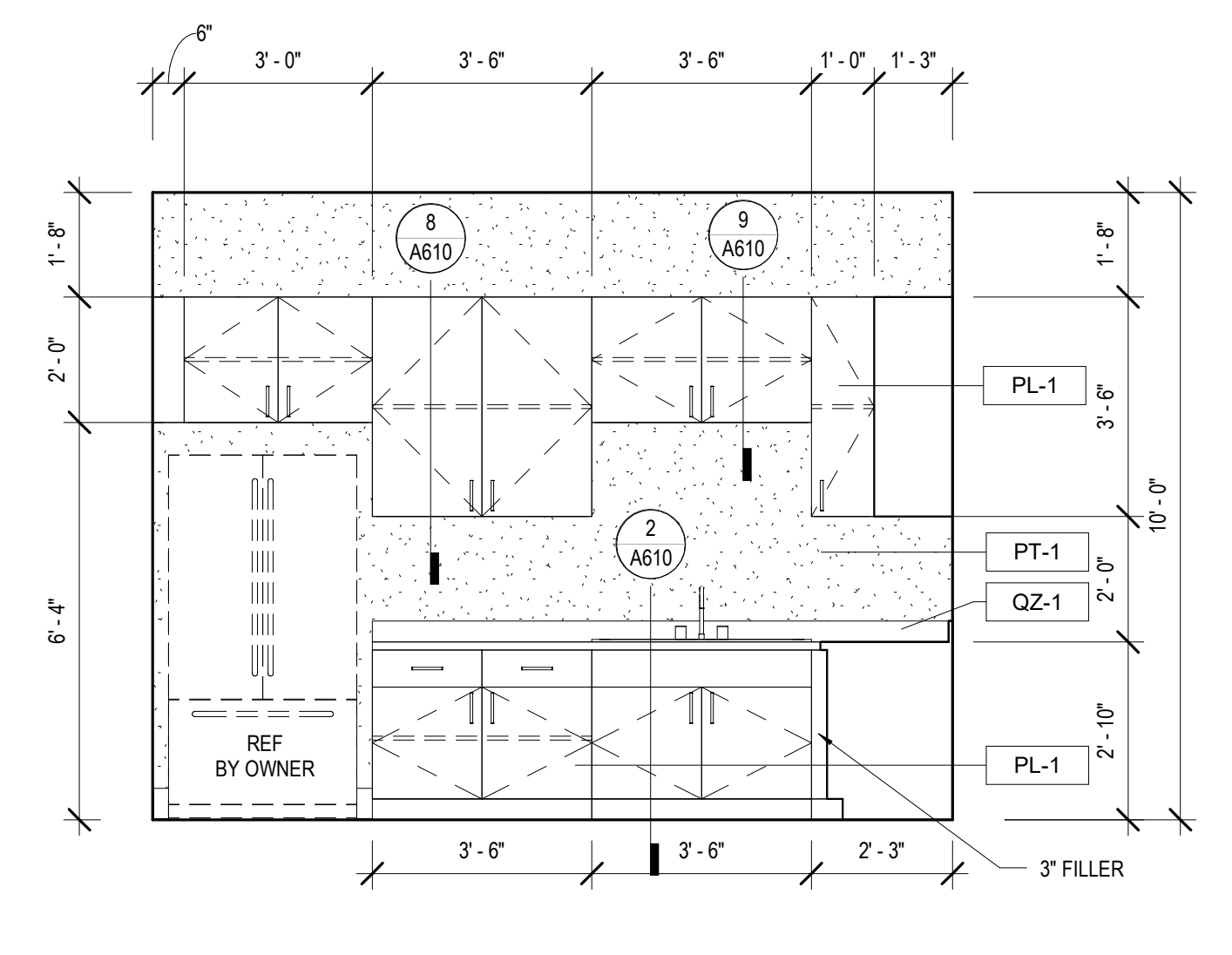
DESIGNED BY	MBA/ABM	CHECKED BY	RZ/PP
DRAWN BY	CF/F/RZ	DATE	12.20.2021

SHEET TITLE
 INTERIOR ELEVATIONS

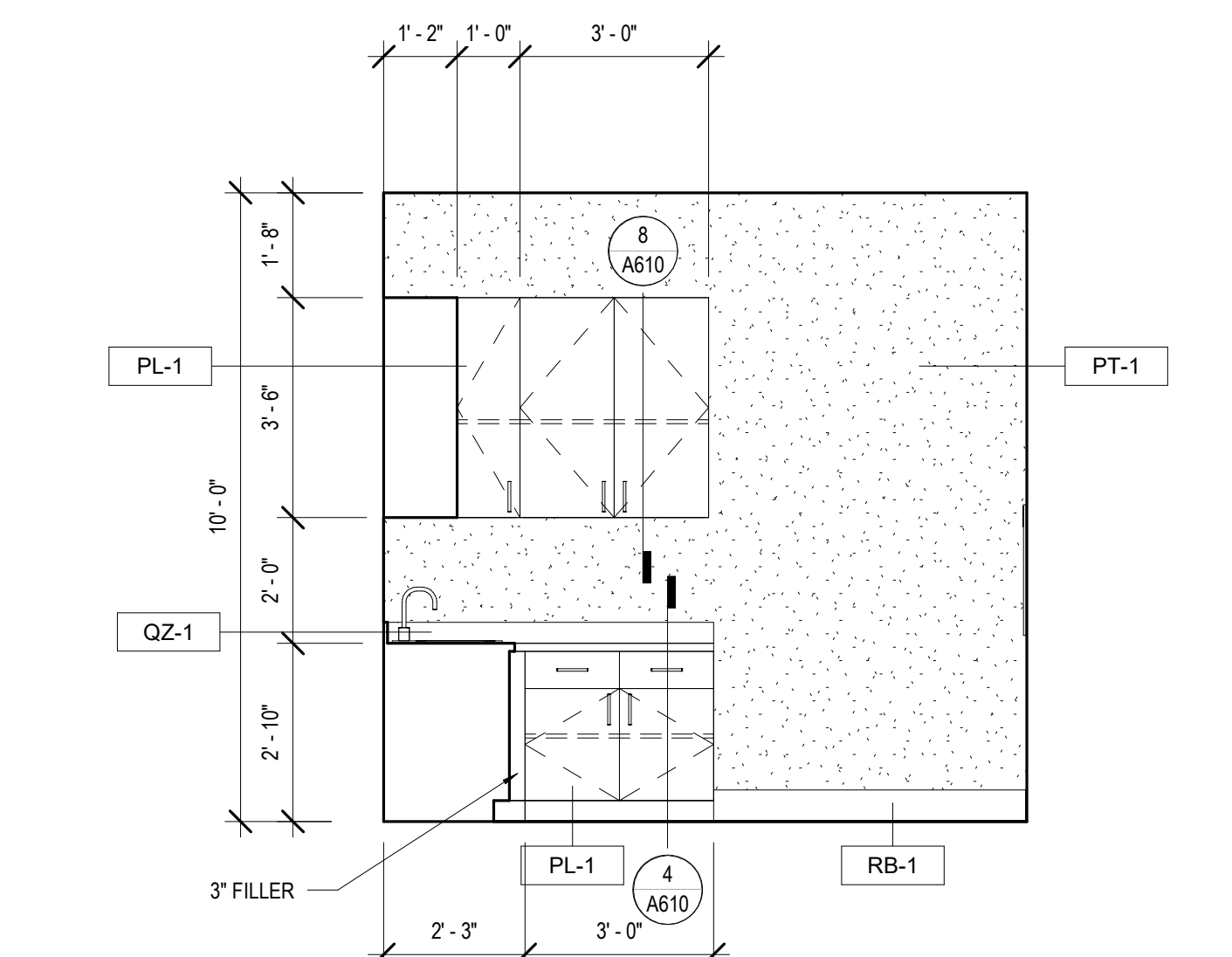
PROJECT NO.	MBA - 11884	SHEET NO.	A341
	ABM - 201813		



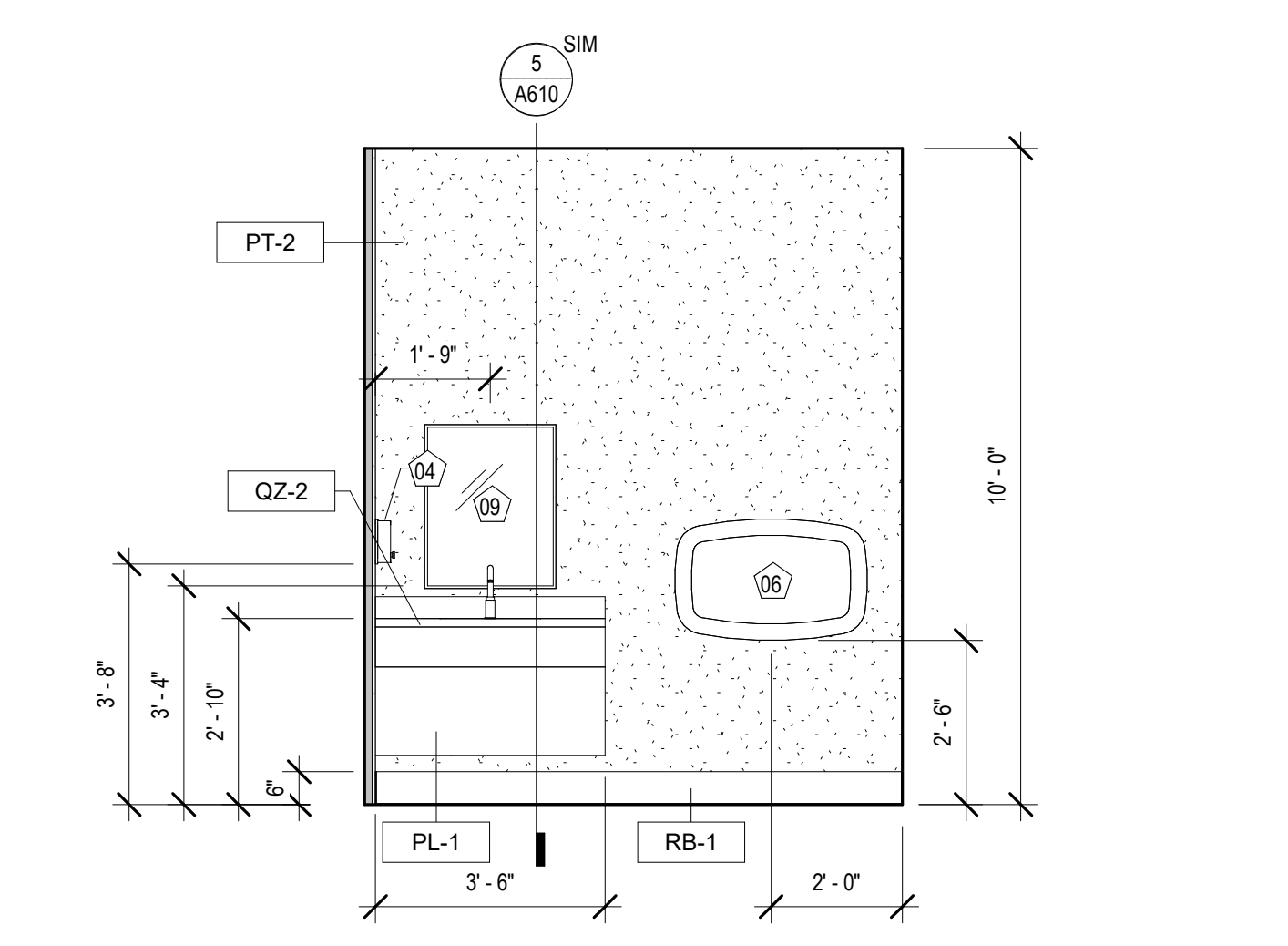
12 INT. ELEVATION - STAFF LOUNGE #121
 A341 3/8" = 1'-0"



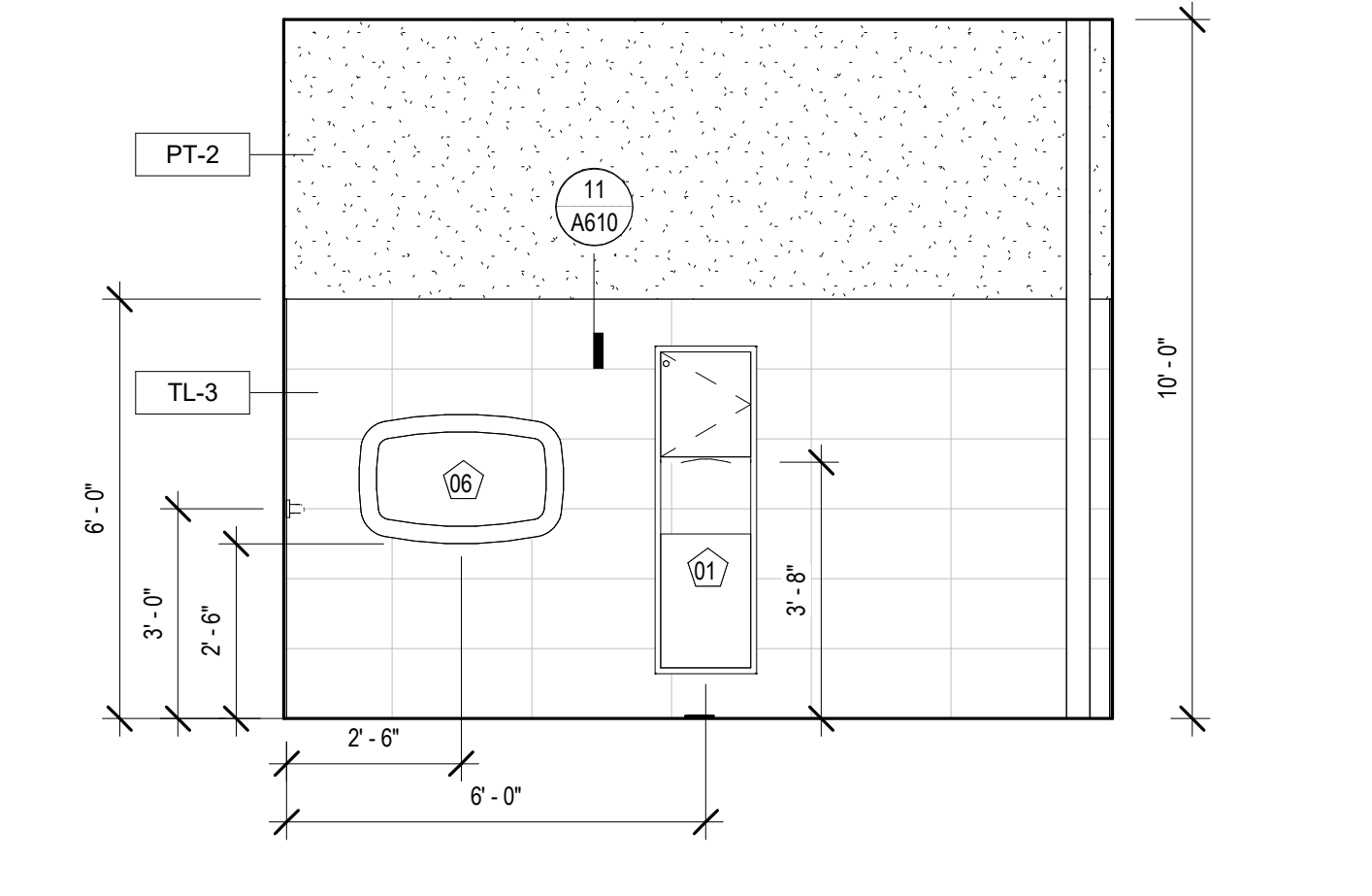
11 INT. ELEVATION - KITCHENETTE #108
 A341 3/8" = 1'-0"



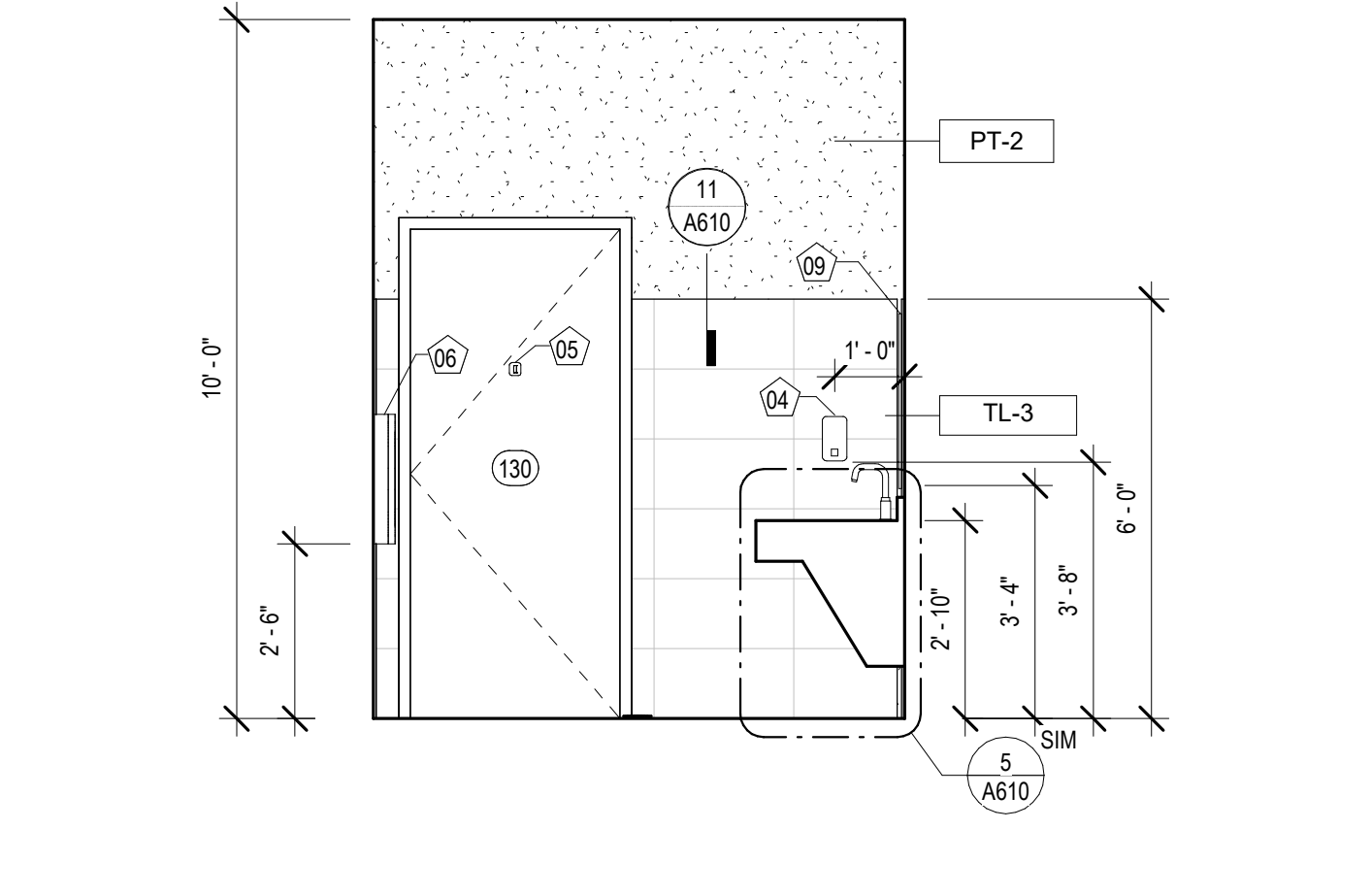
10 INT. ELEVATION - KITCHENETTE #108
 A341 3/8" = 1'-0"



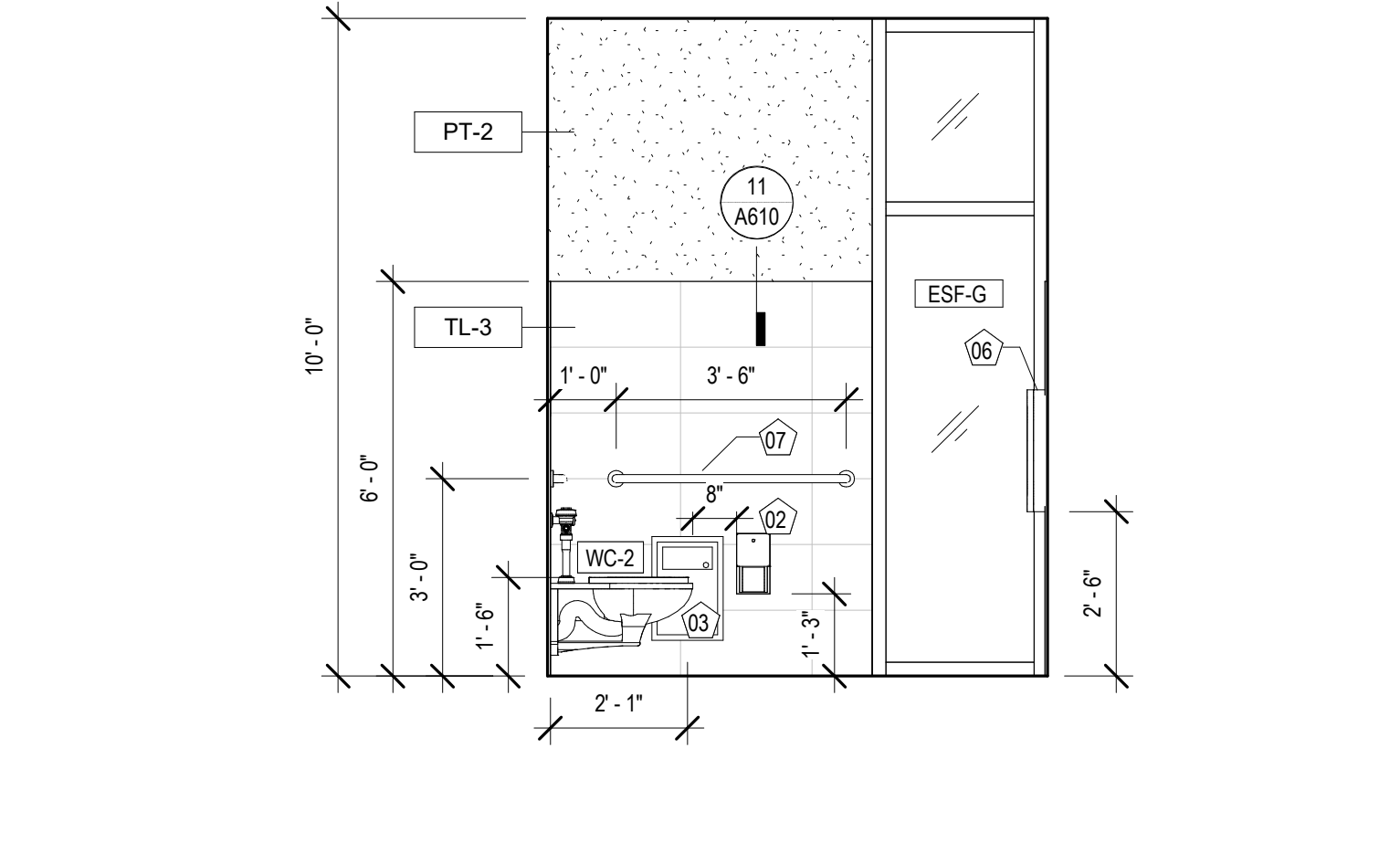
9 INT. ELEVATION - LACTATION #131
 A341 3/8" = 1'-0"



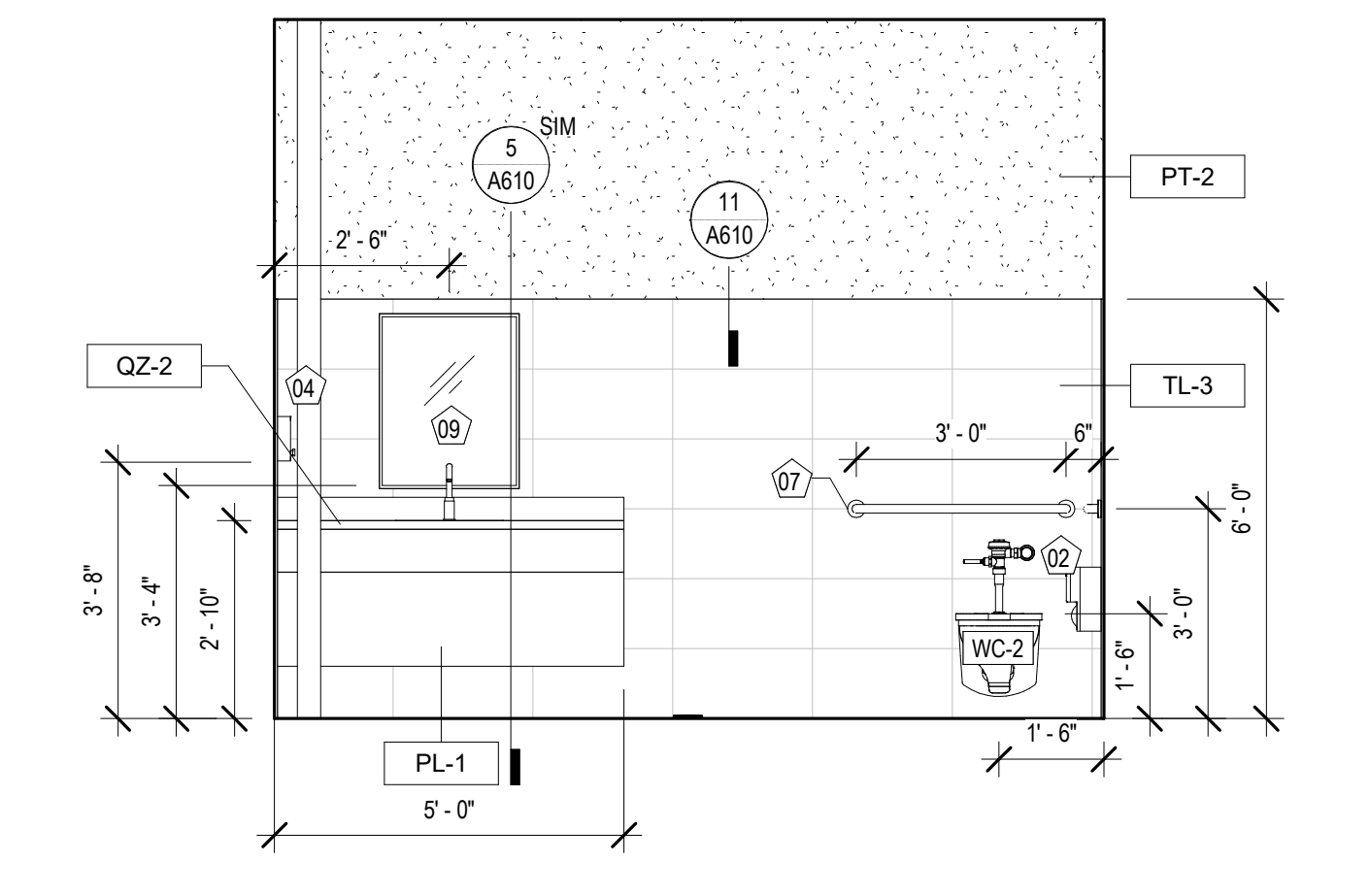
5 INT. ELEVATION - FAMILY #130
 A341 3/8" = 1'-0"



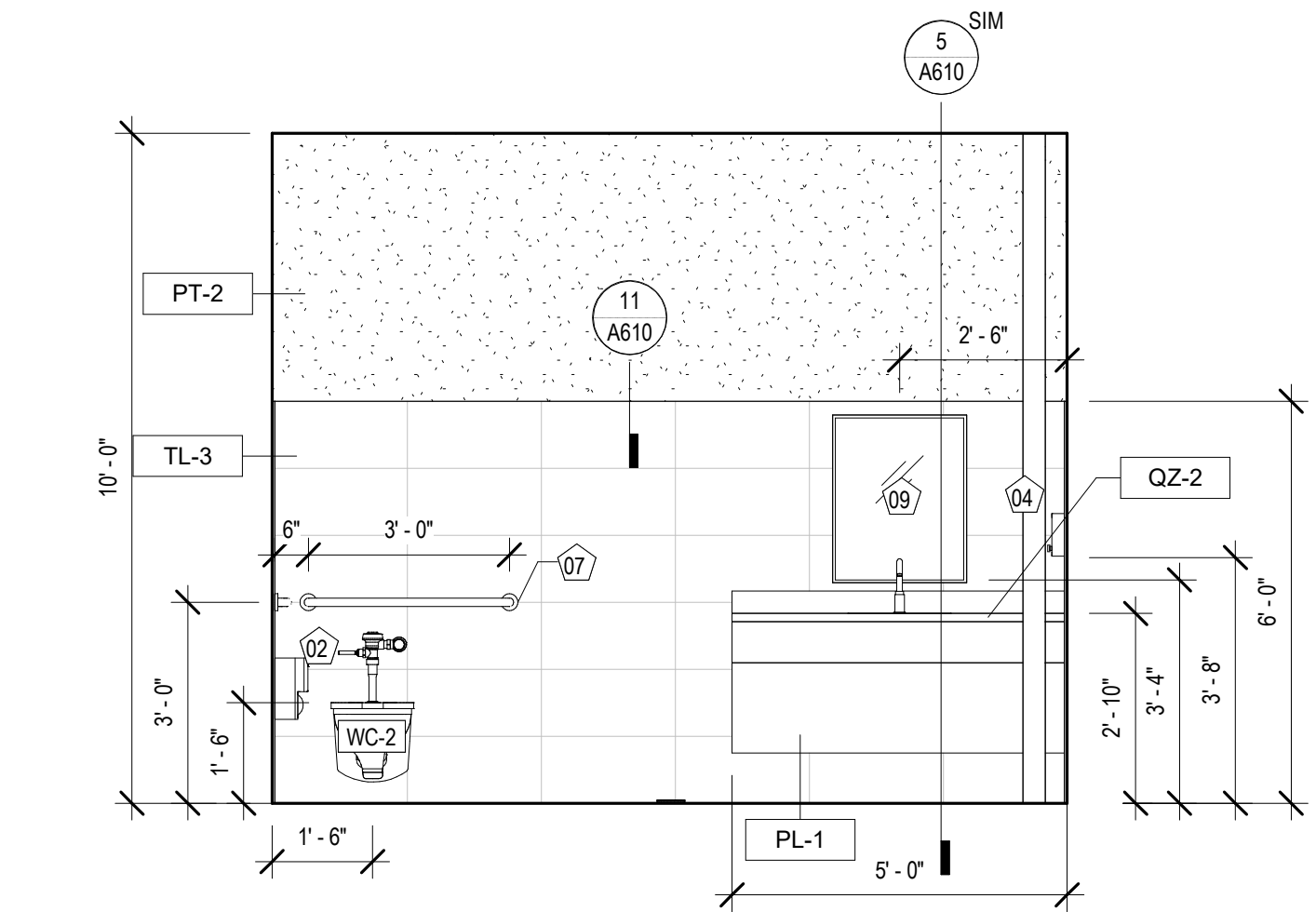
7 INT. ELEVATION - FAMILY #130
 A341 3/8" = 1'-0"



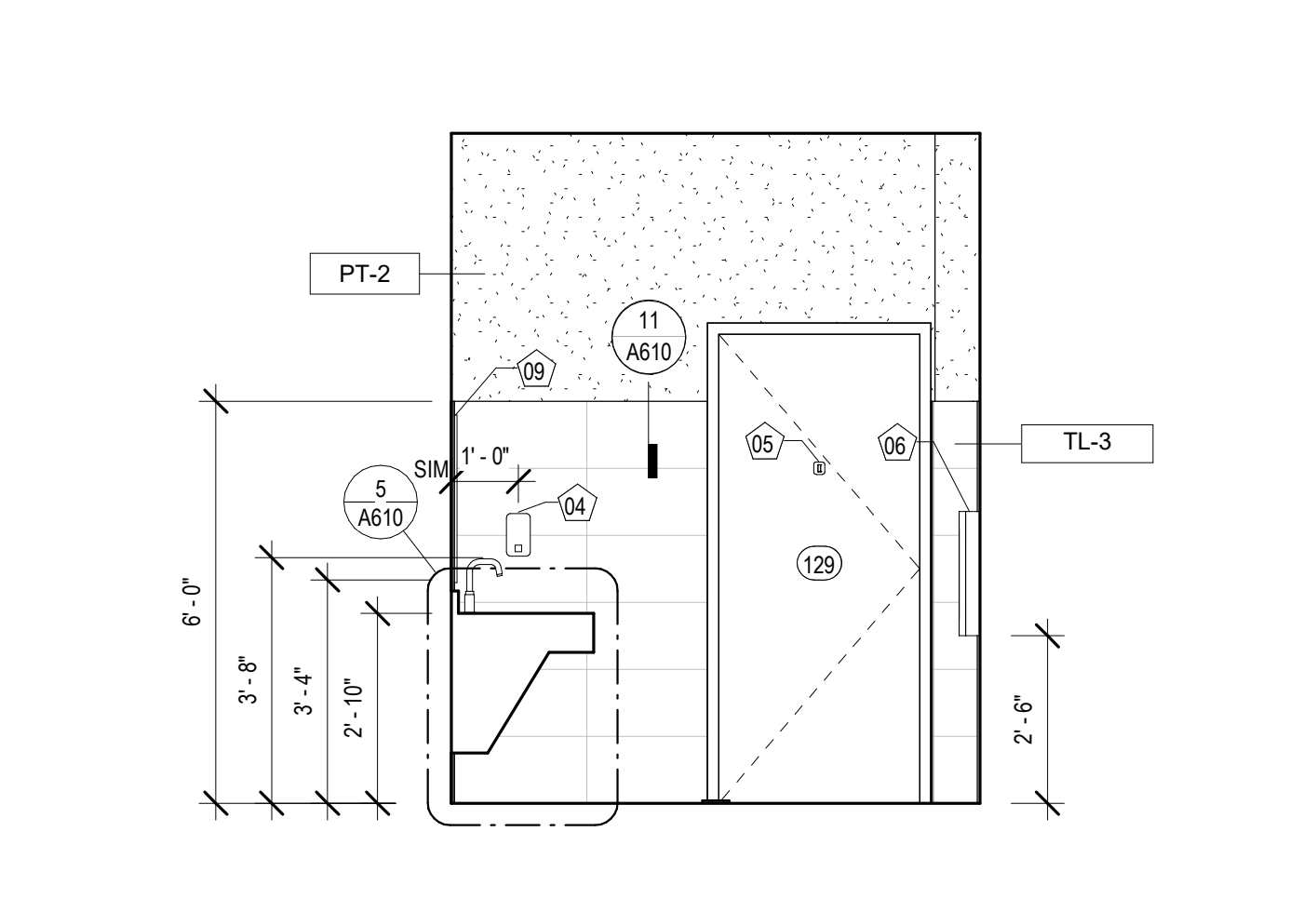
8 INT. ELEVATION - FAMILY RR #130
 A341 3/8" = 1'-0"



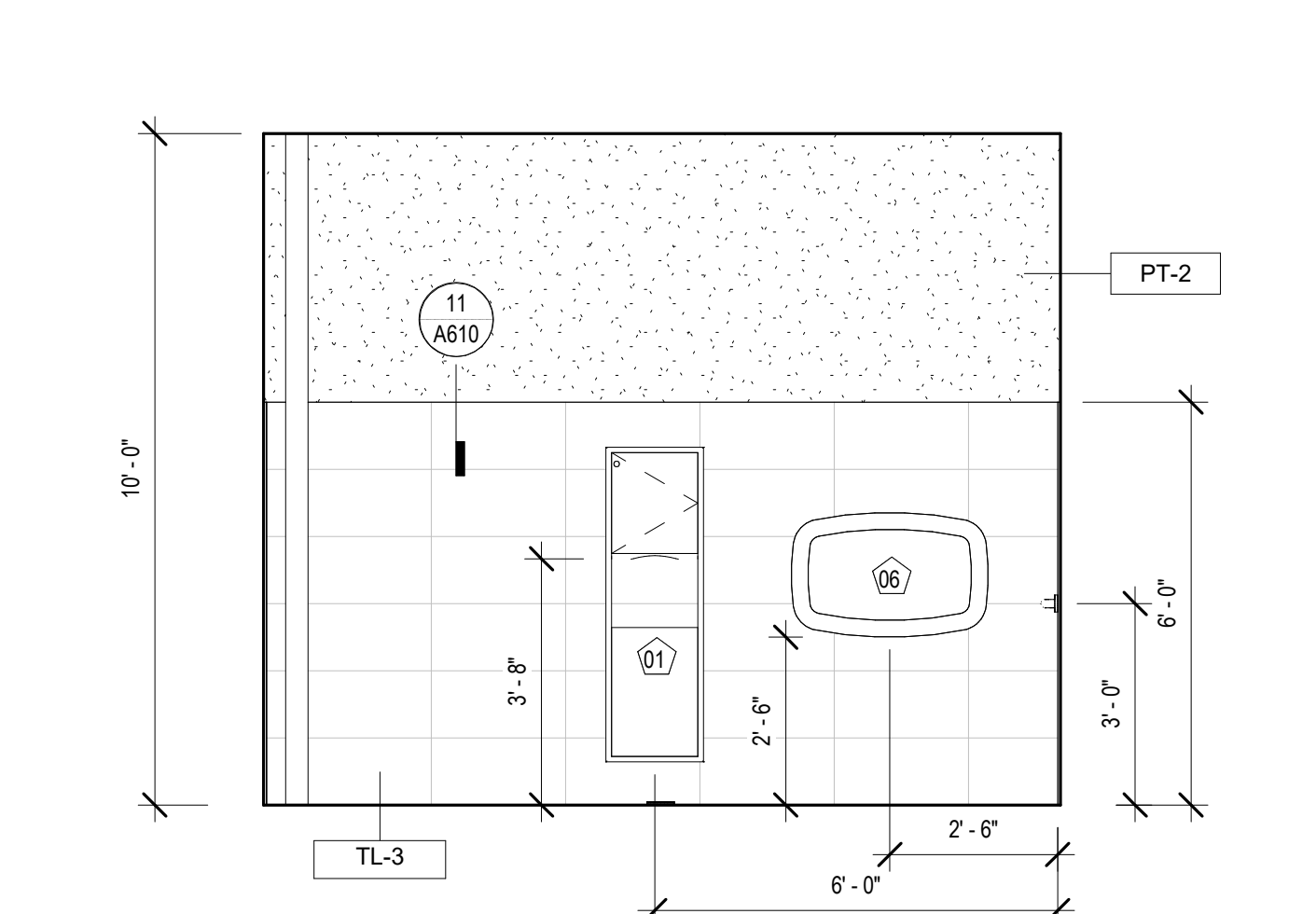
6 INT. ELEVATION - FAMILY RR #130
 A341 3/8" = 1'-0"



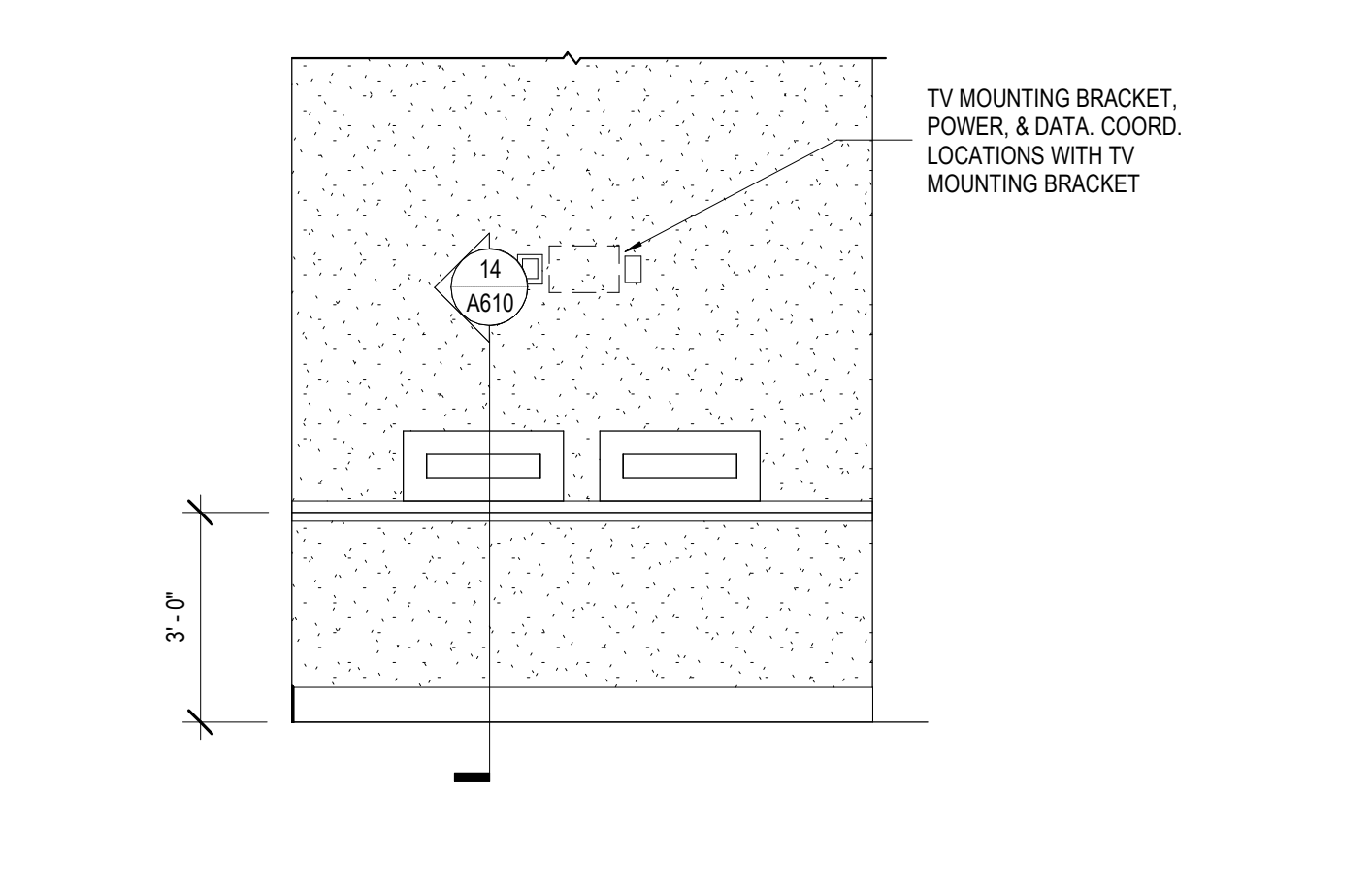
1 INT. ELEVATION - FAMILY RR #129
 A341 3/8" = 1'-0"



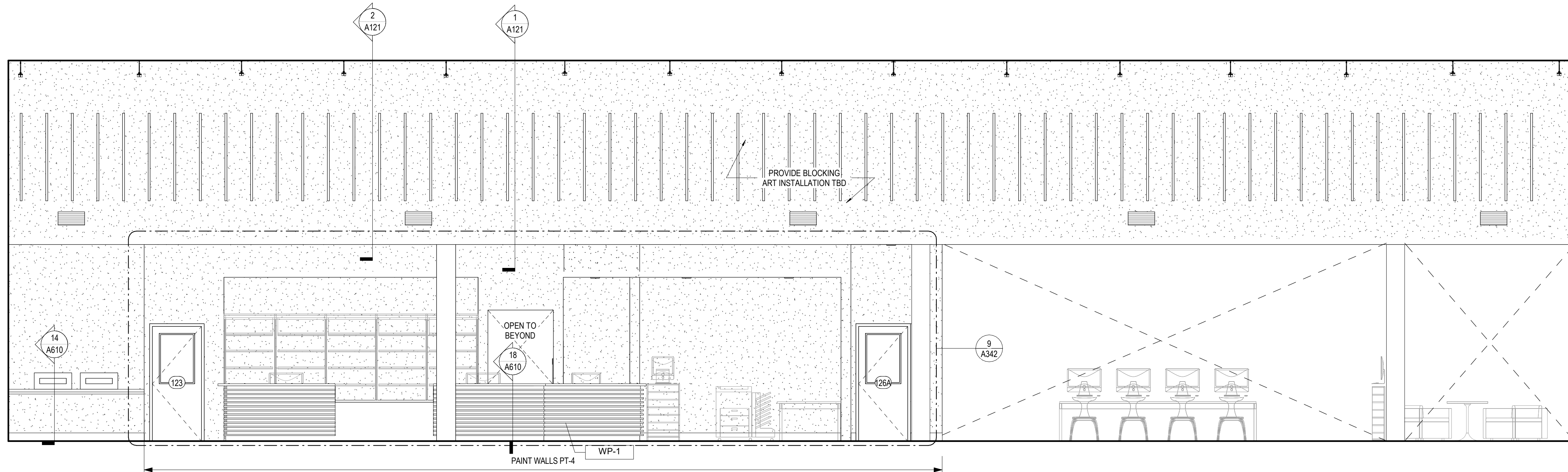
3 INT. ELEVATION - FAMILY RR #129
 A341 3/8" = 1'-0"



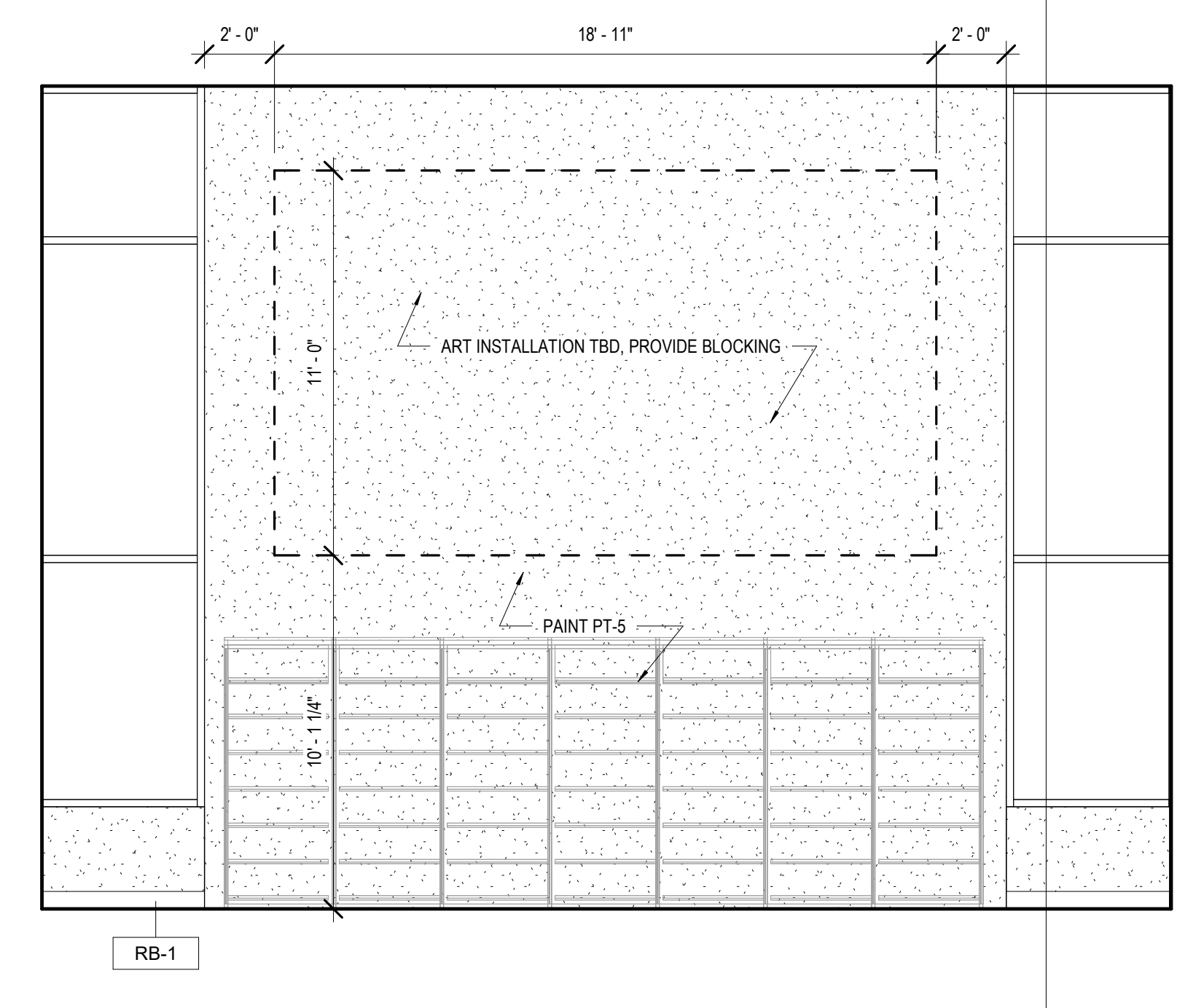
2 INT. ELEVATION - FAMILY RR #129
 A341 3/8" = 1'-0"



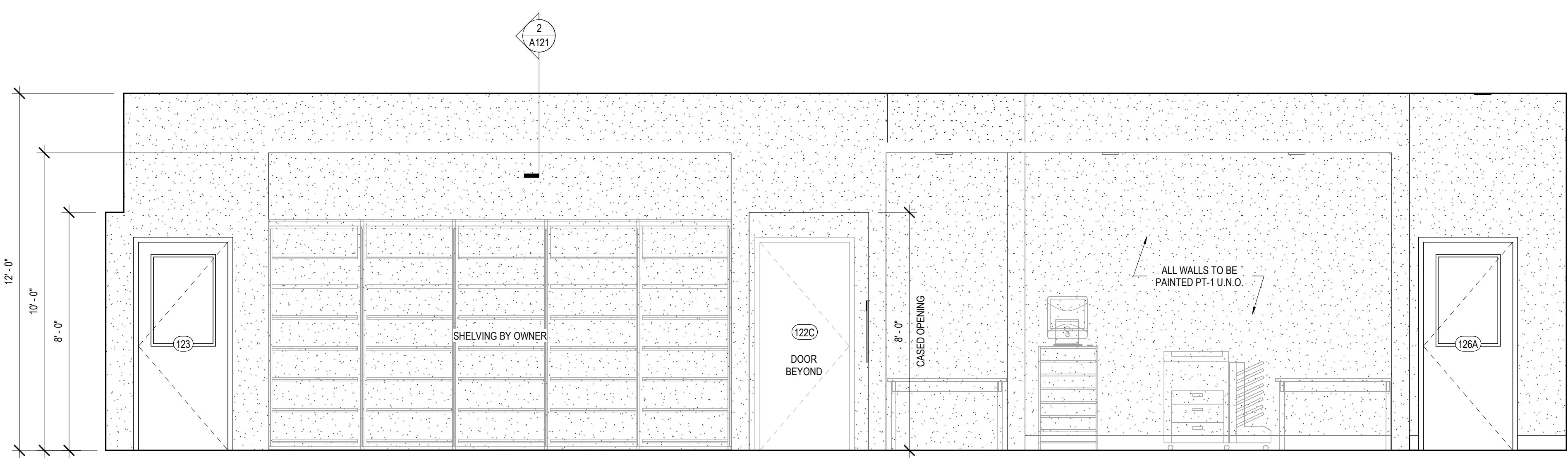
13 INT. ELEVATION - BOOK DROP
 A341 3/8" = 1'-0"



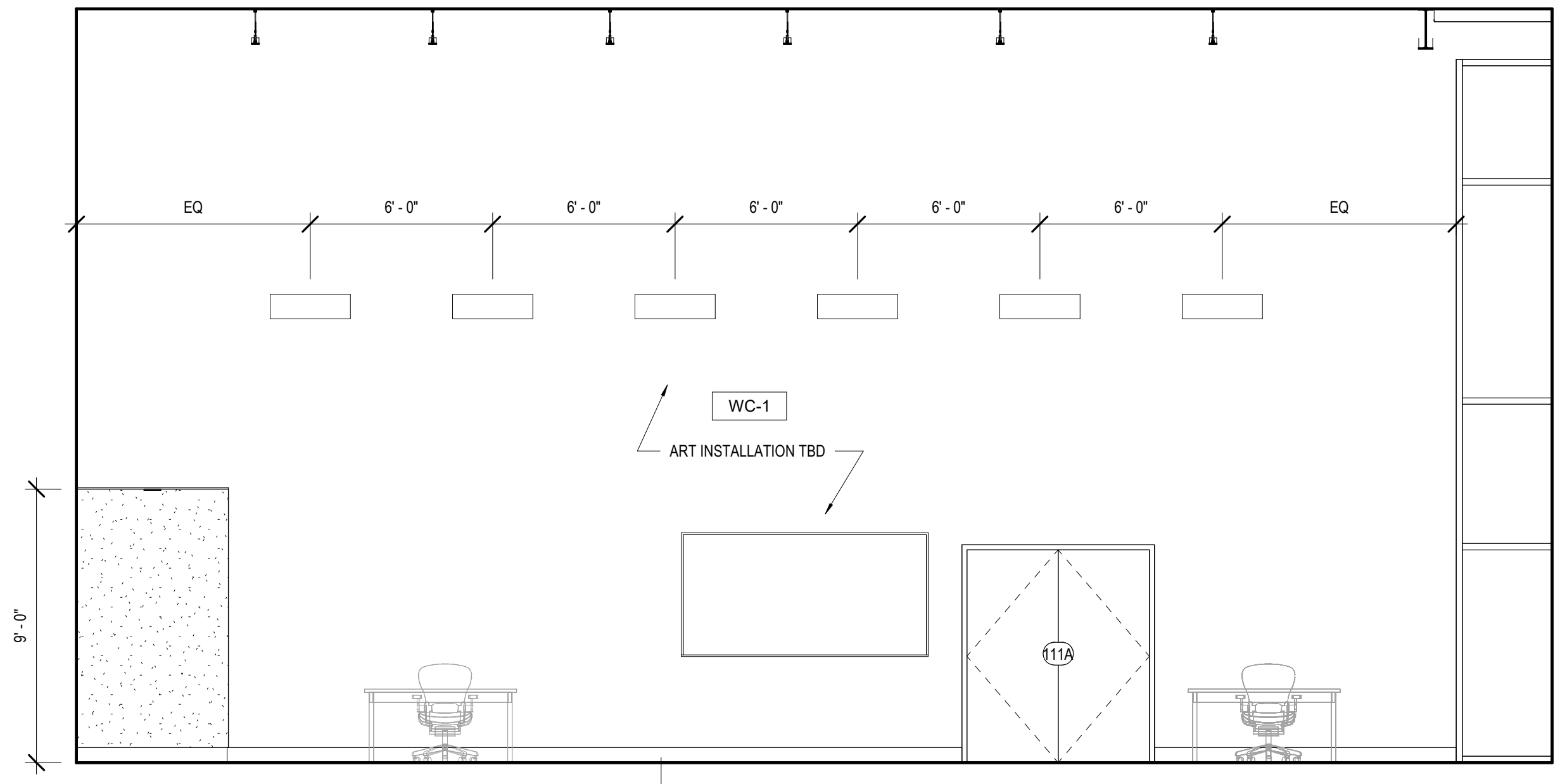
11 INT. ELEVATION - EXHIBIT, NEW BOOKS, ADULT AV - #115
A342 1/4" = 1'-0"



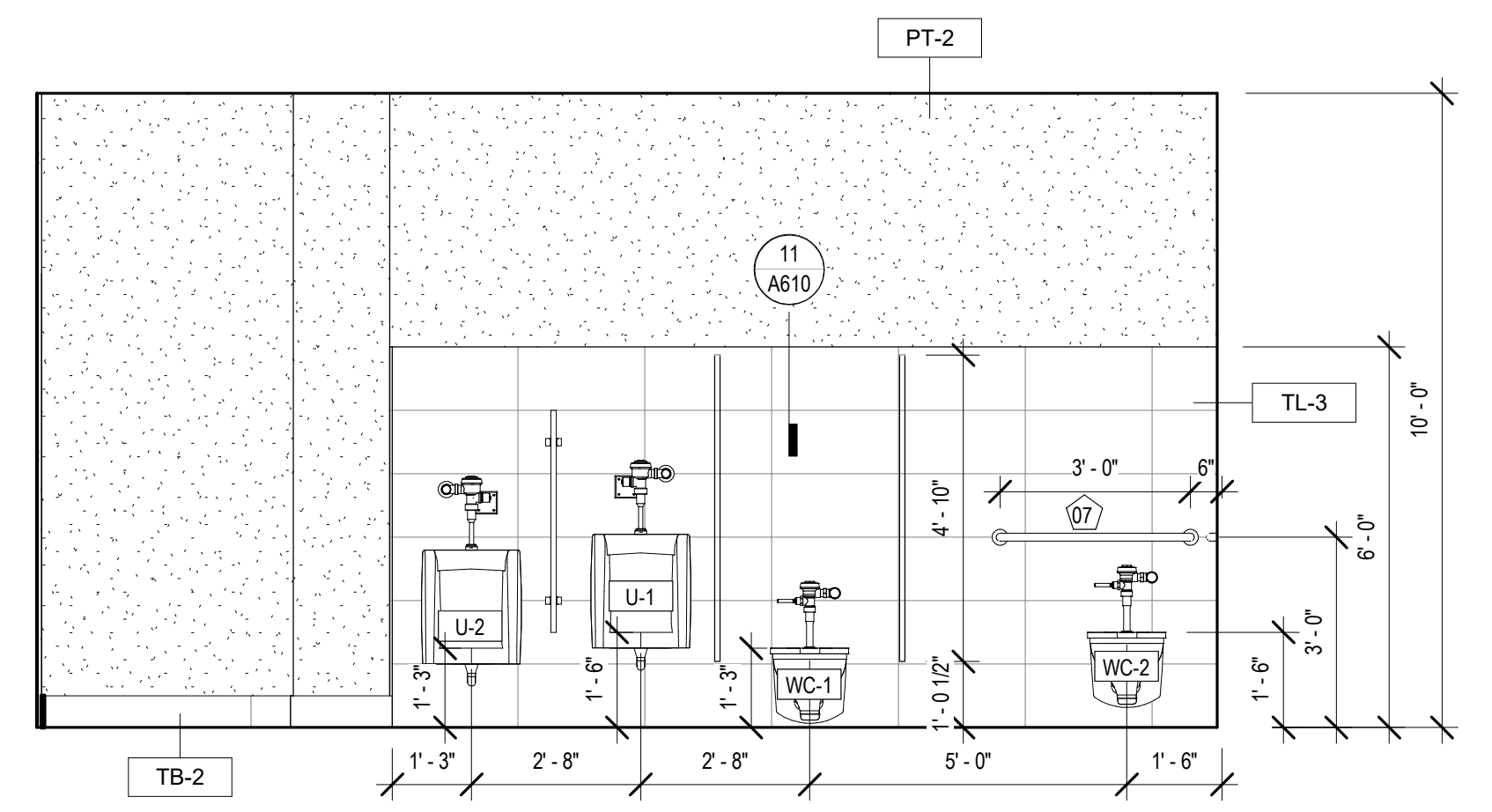
12 INT. ELEVATION - TEEN #140
A342 1/4" = 1'-0"



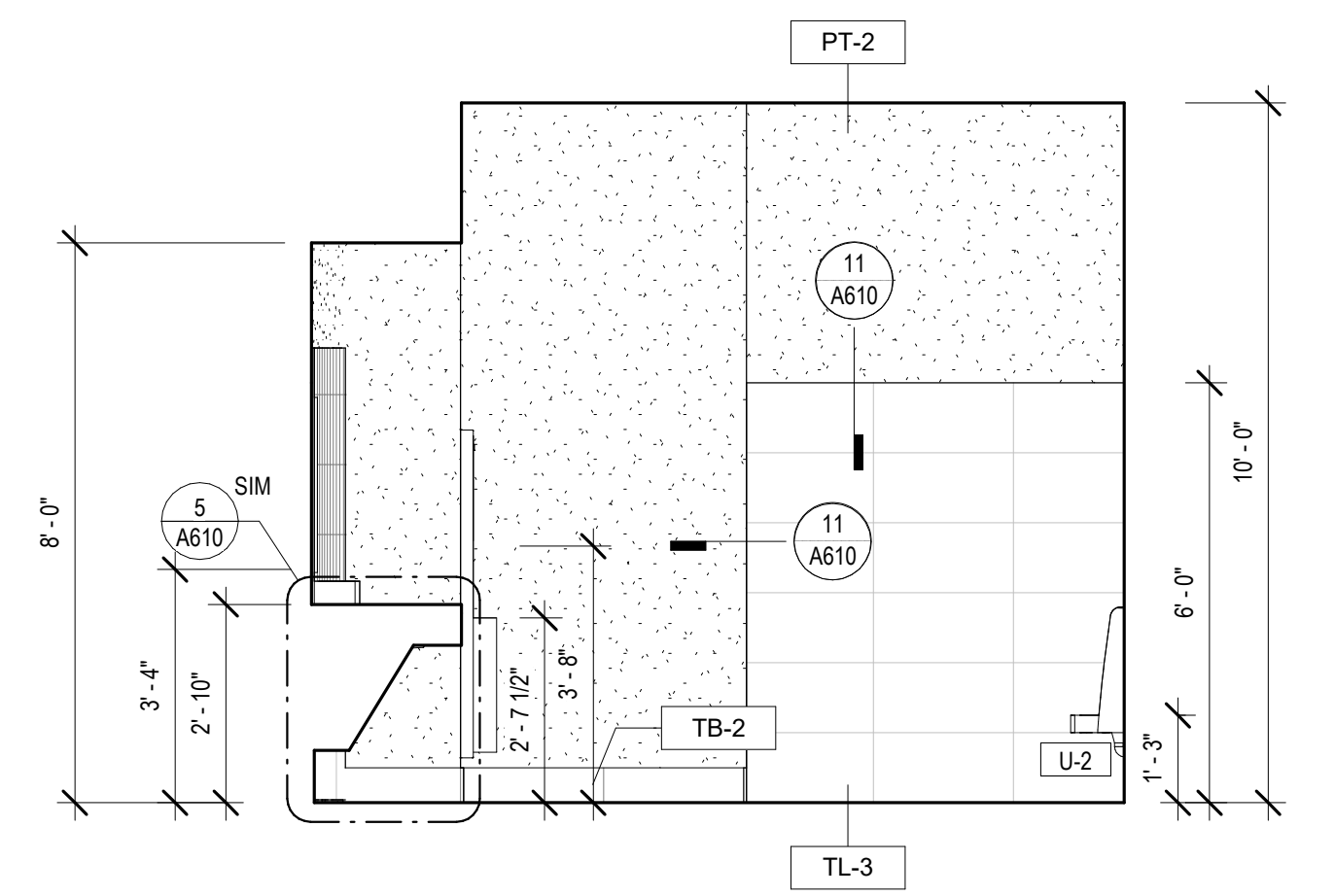
9 INT. ELEVATION - EXHIBIT, NEW BOOKS, ADULT AV - #115
A342 3/8" = 1'-0"



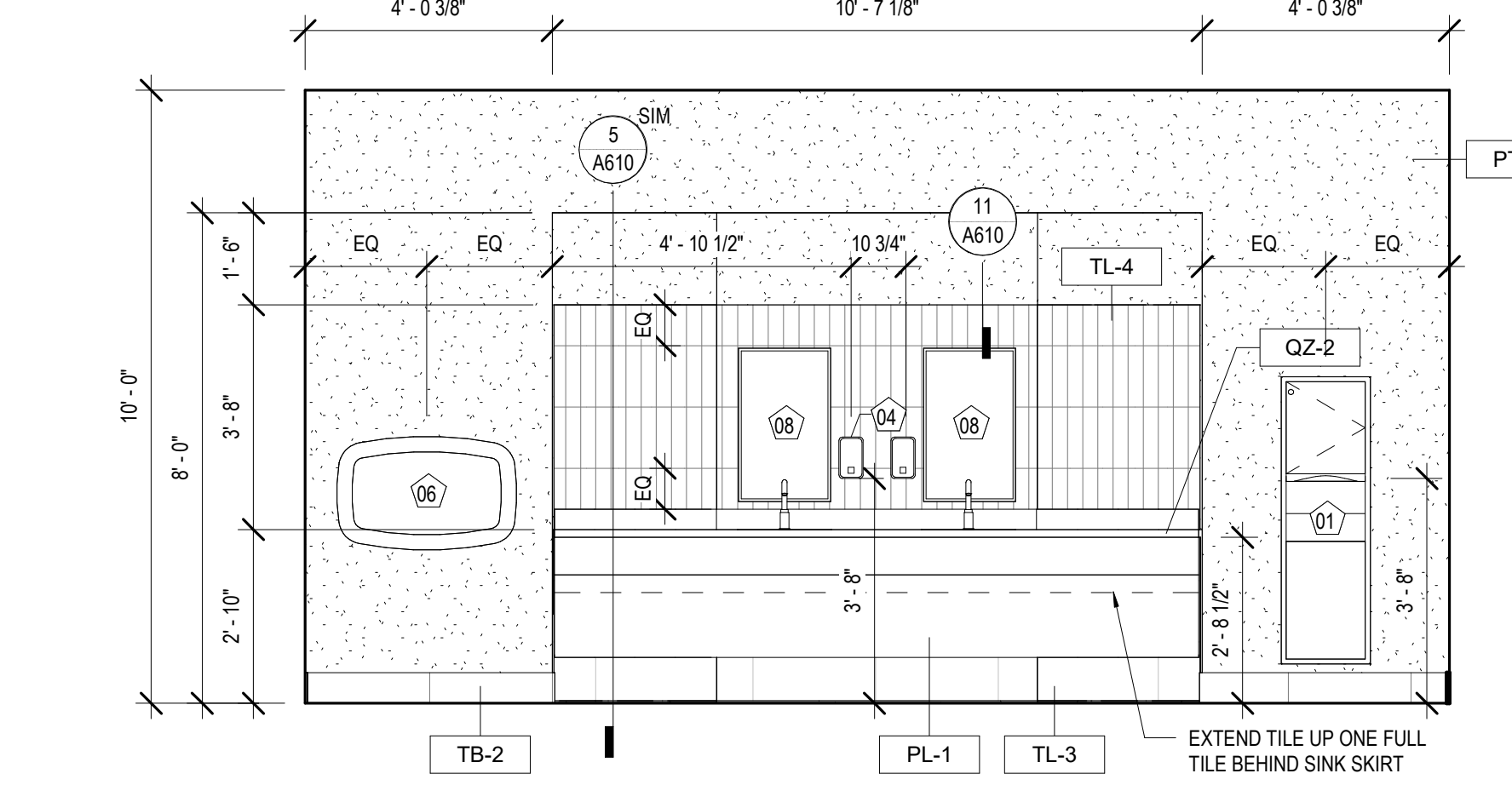
10 INT. ELEVATION - MULTI PURPOSE #113
A342 1/4" = 1'-0"



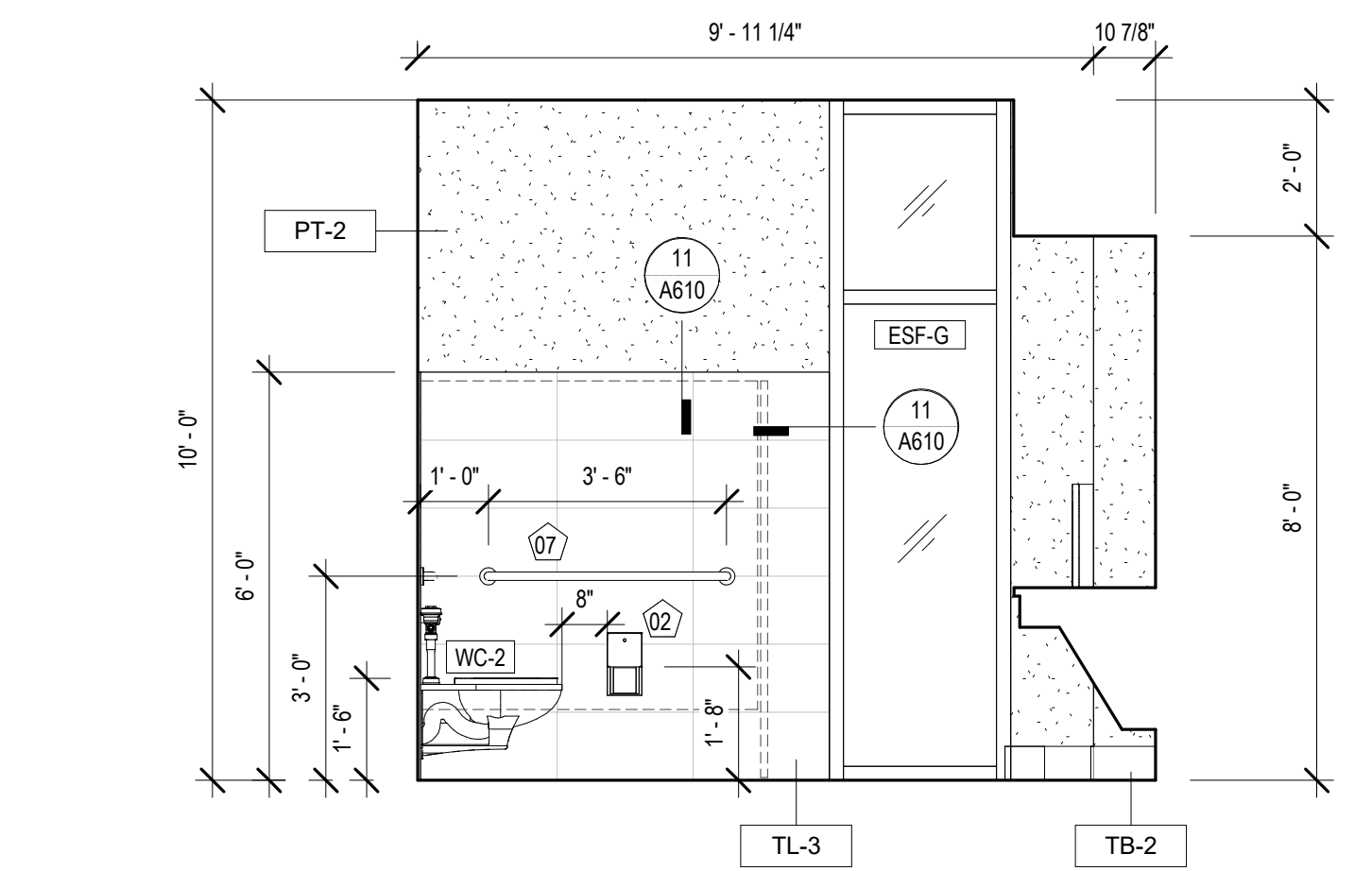
5 INT. ELEVATION - MENS #104
A342 3/8" = 1'-0"



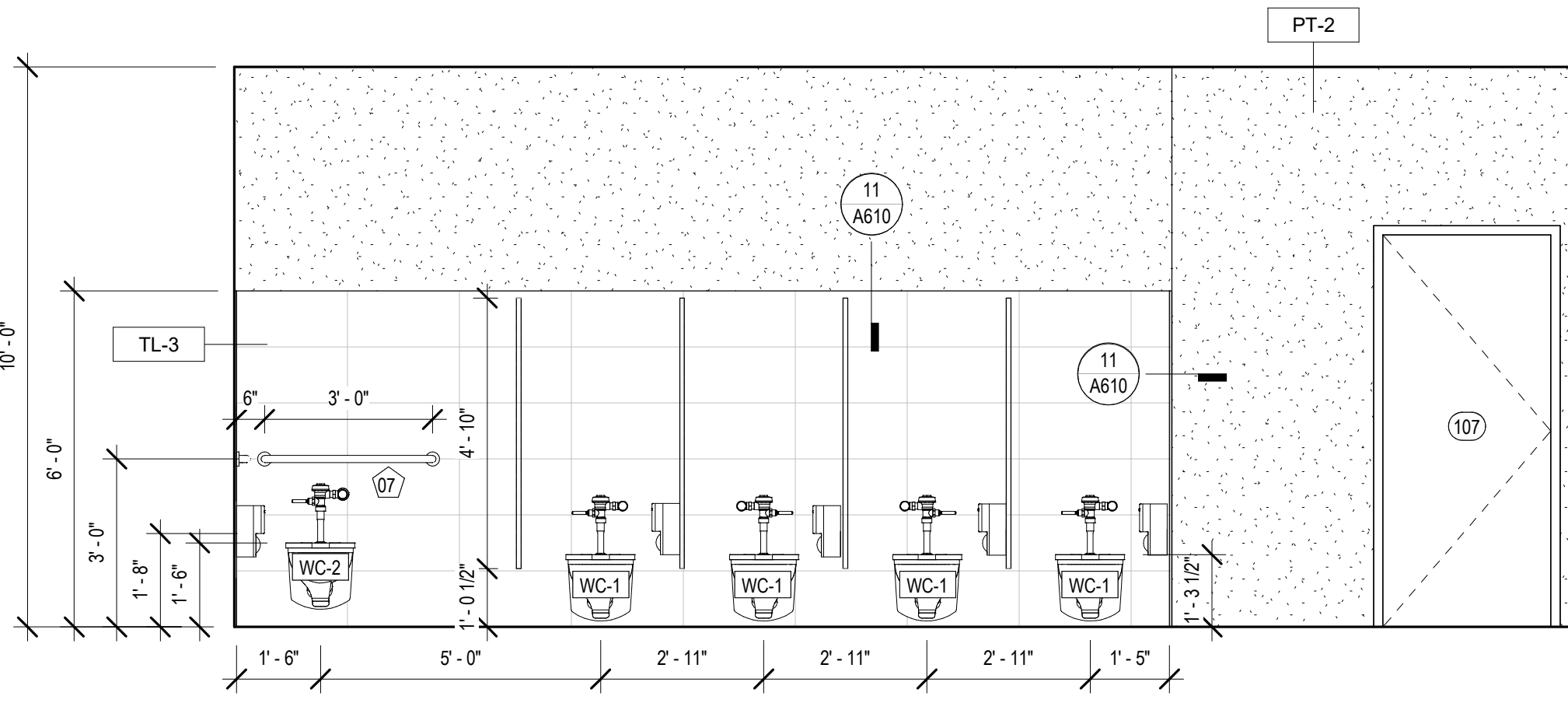
6 INT. ELEVATION - MENS #104
A342 3/8" = 1'-0"



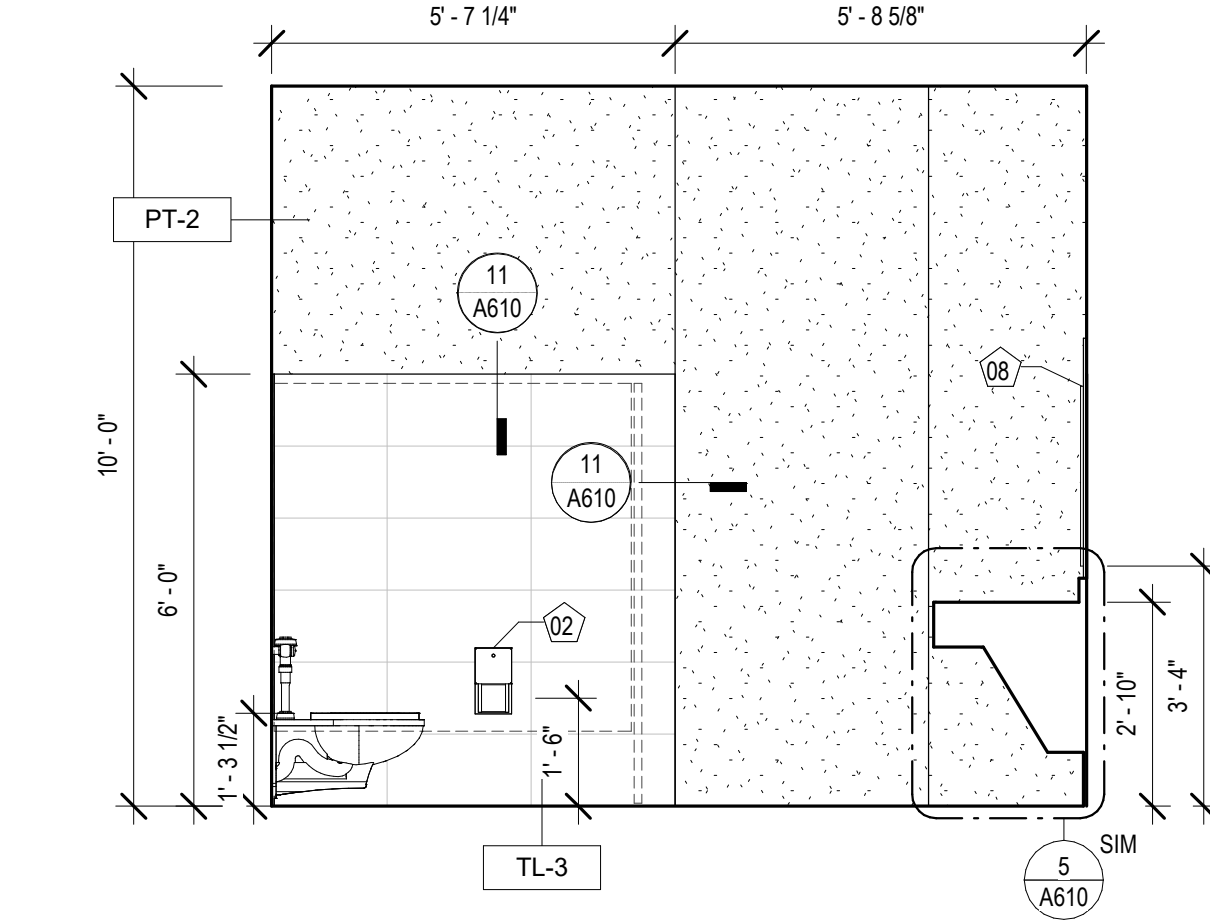
7 INT. ELEVATION - MENS #104
A342 3/8" = 1'-0"



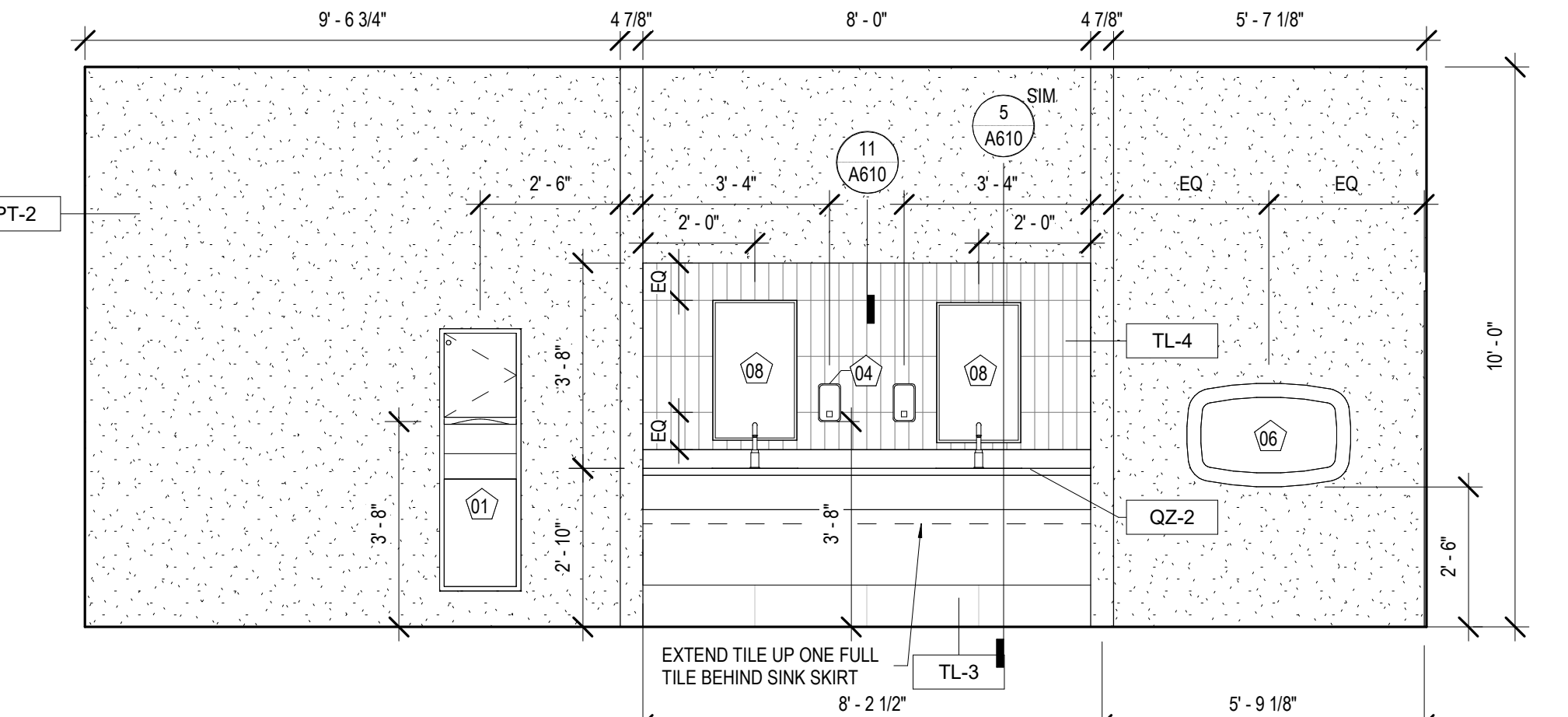
8 INT. ELEVATION - MENS #104
A342 3/8" = 1'-0"



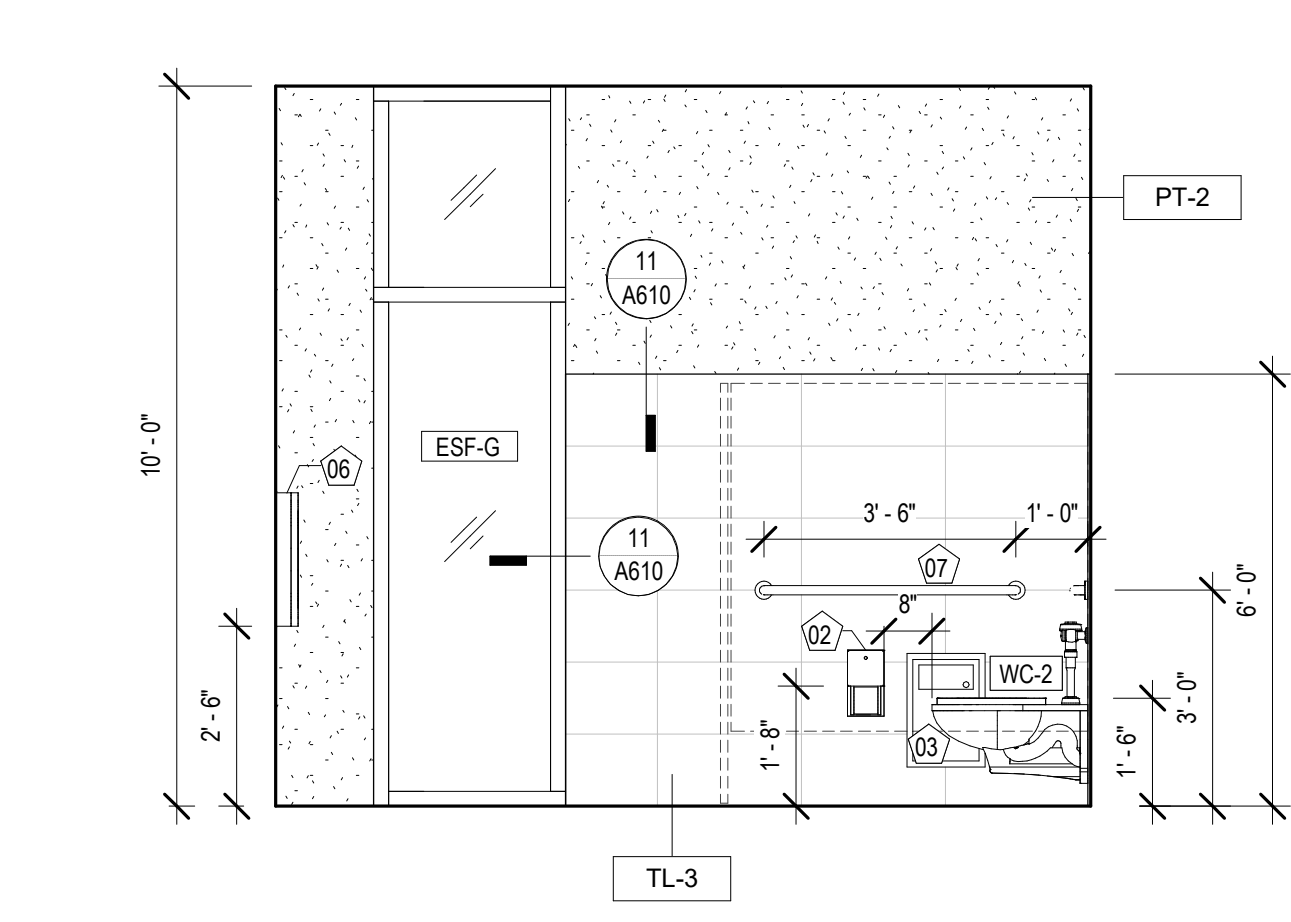
1 INT. ELEVATION - WOMEN'S #107
A342 3/8" = 1'-0"



2 INT. ELEVATION - WOMEN'S #107
A342 3/8" = 1'-0"



3 INT. ELEVATION - WOMEN'S #107
A342 3/8" = 1'-0"



4 INT. ELEVATION - WOMEN'S #107
A342 3/8" = 1'-0"

MATERIALS KEYING/ GENERAL NOTES

TOILET ROOM ACCESSORY LEGEND

01	PAPER TOWEL DISPENSER / WASTE RECEPTACLE
02	SURFACE MOUNTED TOILET TISSUE DISPENSER
03	SANITARY NAPKIN DISPOSAL
04	SURFACE MOUNTED SOAP DISPENSER
05	COAT HOOK
06	BABY CHANGING STATION
07	36" & 42" GRAB BAR
08	MIRROR 18" x 30"
09	MIRROR 36" x 30"

NOTE: SEE SHEET A130 FOR MODEL #'S

EQUIPMENT SCHEDULE

Type Mark	Description
01	EXISTING COMPUTER & MONITOR
02	NEW 70" TV MONITOR
03	EXISTING NEC SIGNAGE TV
04	EXISTING PROMETHAN VIDEO BOARD
05	EXISTING PAC STATION

No.	Description	Date

KEY PLAN



Mathes Brierre + BM
ARCHITECTS ARCHITECTS BEAZLEY MOЛИERE
A JOINT VENTURE

201 St. Charles Avenue, Forty First Floor
New Orleans, Louisiana 70170-4100
Voice: 504.586.9303 Fax: 504.582.1305

300 Heymann Blvd.
Lafayette, Louisiana 70503
337.233.0614

PROJECT TITLE

ST. BERNARD PARISH PUBLIC LIBRARY

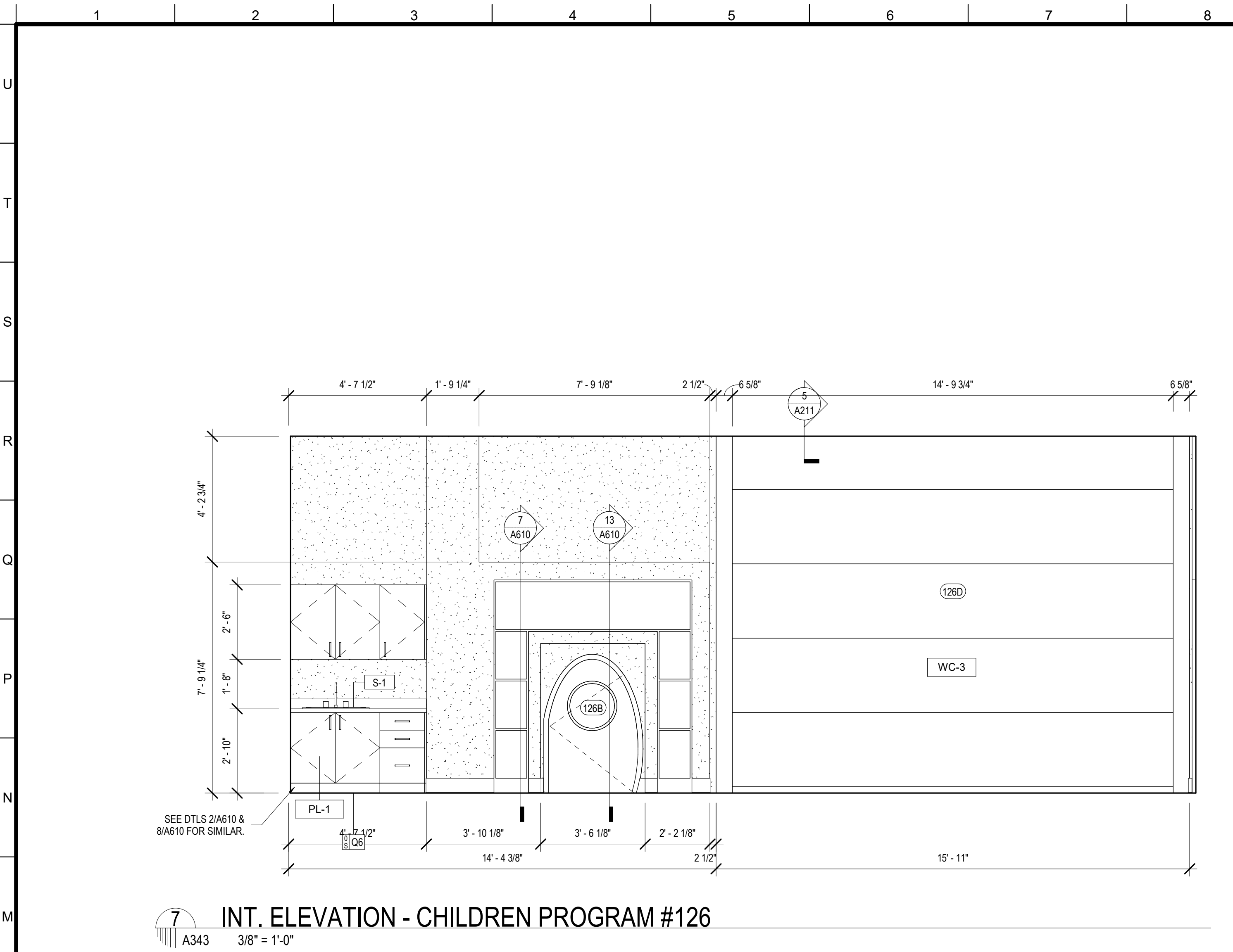
ST. BERNARD PARISH

100% CONSTRUCTION DOCUMENTS

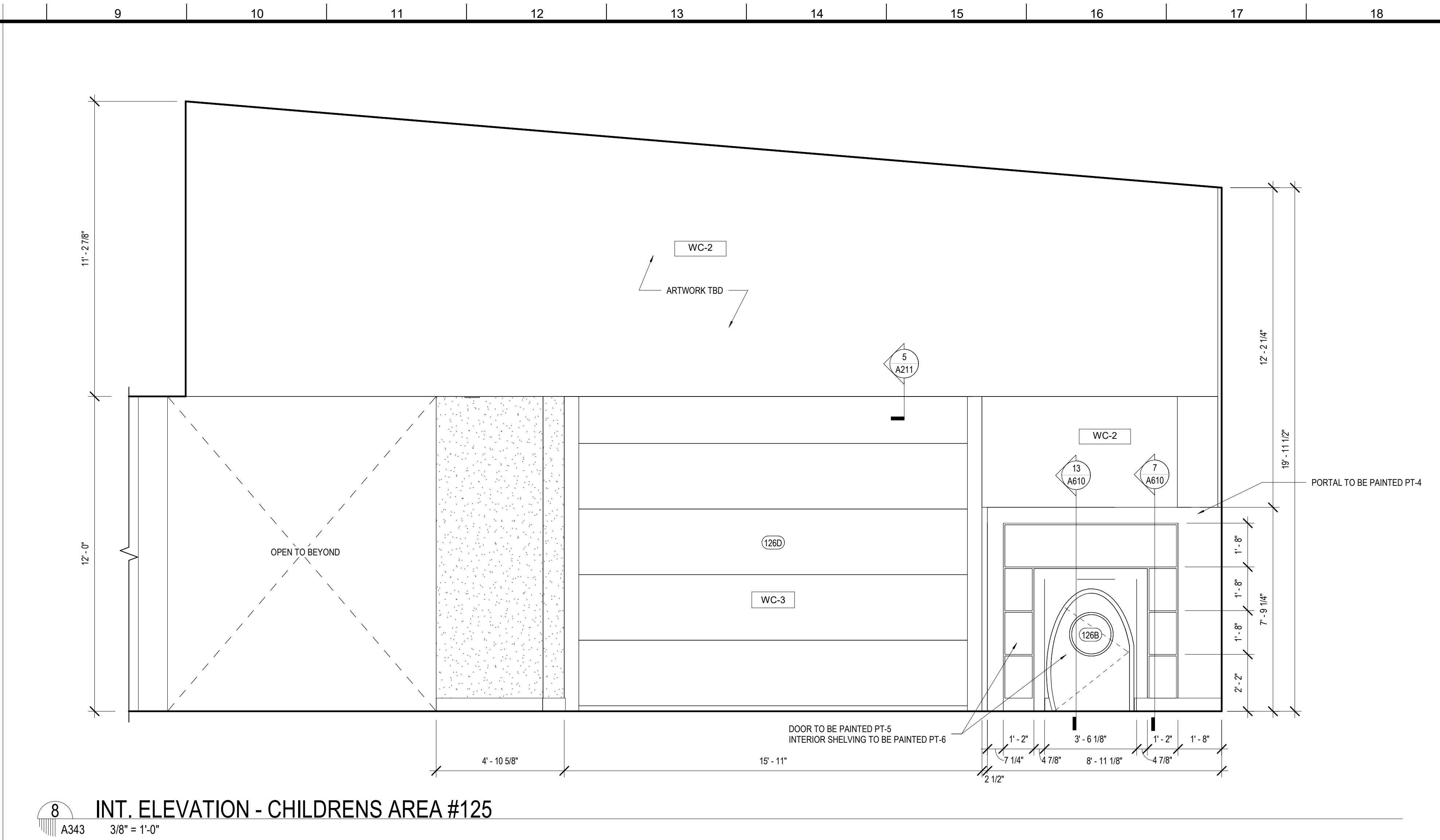
DESIGNED BY	MBA/ABM	CHECKED BY	RZ/PP
DRAWN BY	CF/FA/RZ	DATE	12.20.2021

INTERIOR ELEVATIONS

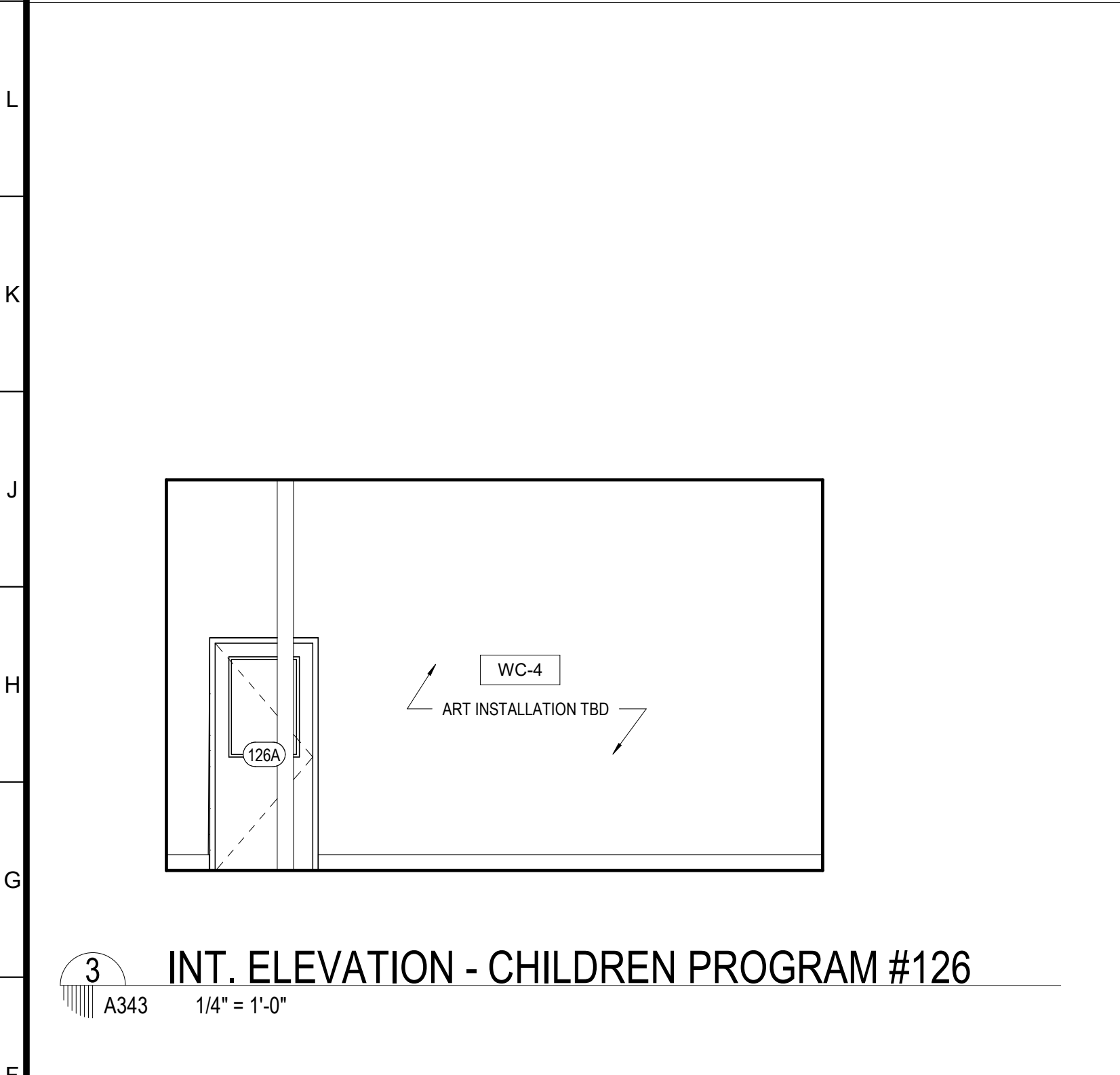
PROJECT NO.	MBA - 11884	SHEET NO.	A342
ABM - 201813			



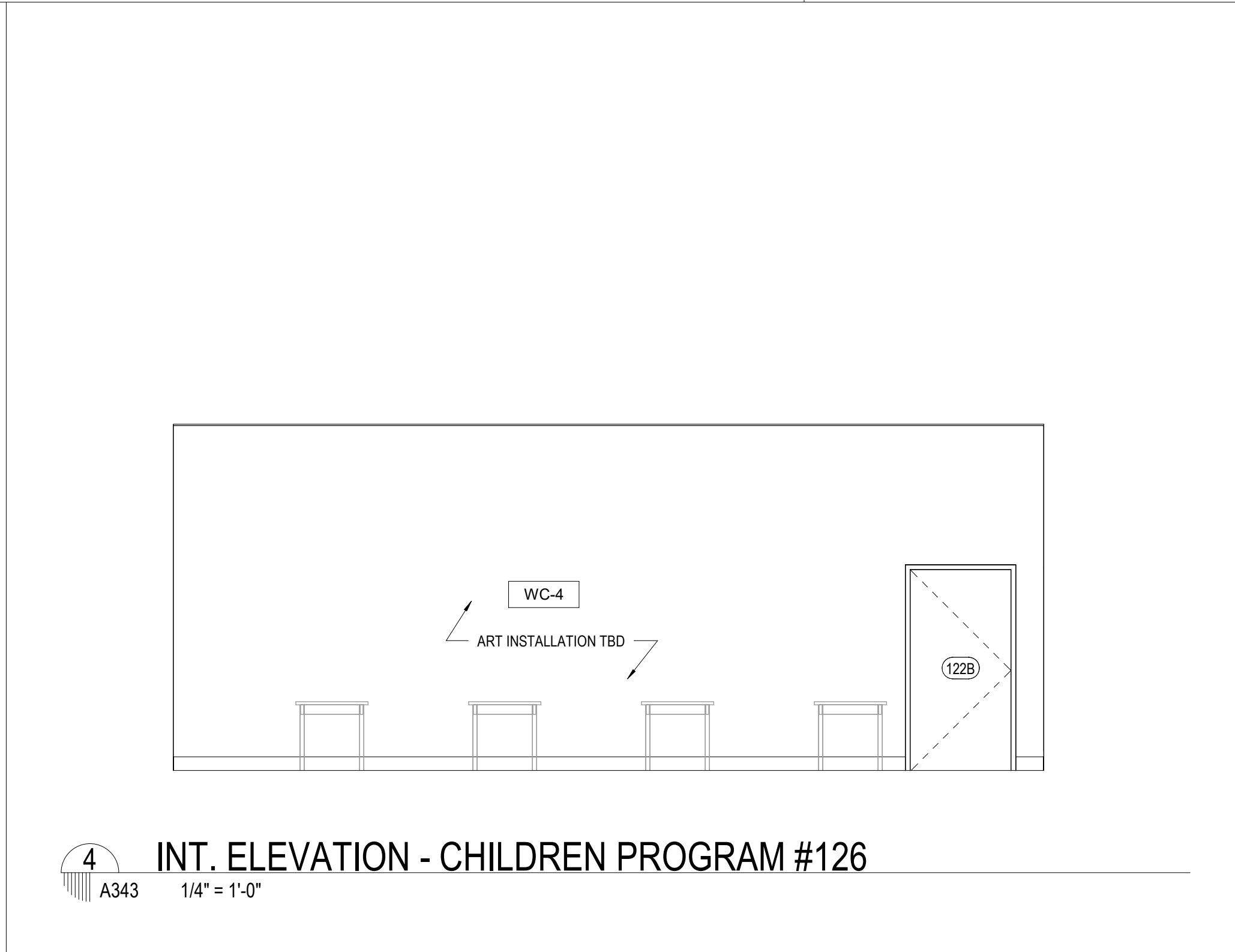
7 INT. ELEVATION - CHILDREN PROGRAM #126
A343 3/8" = 1'-0"




8 INT. ELEVATION - CHILDRENS AREA #125
A343 3/8" = 1'-0"



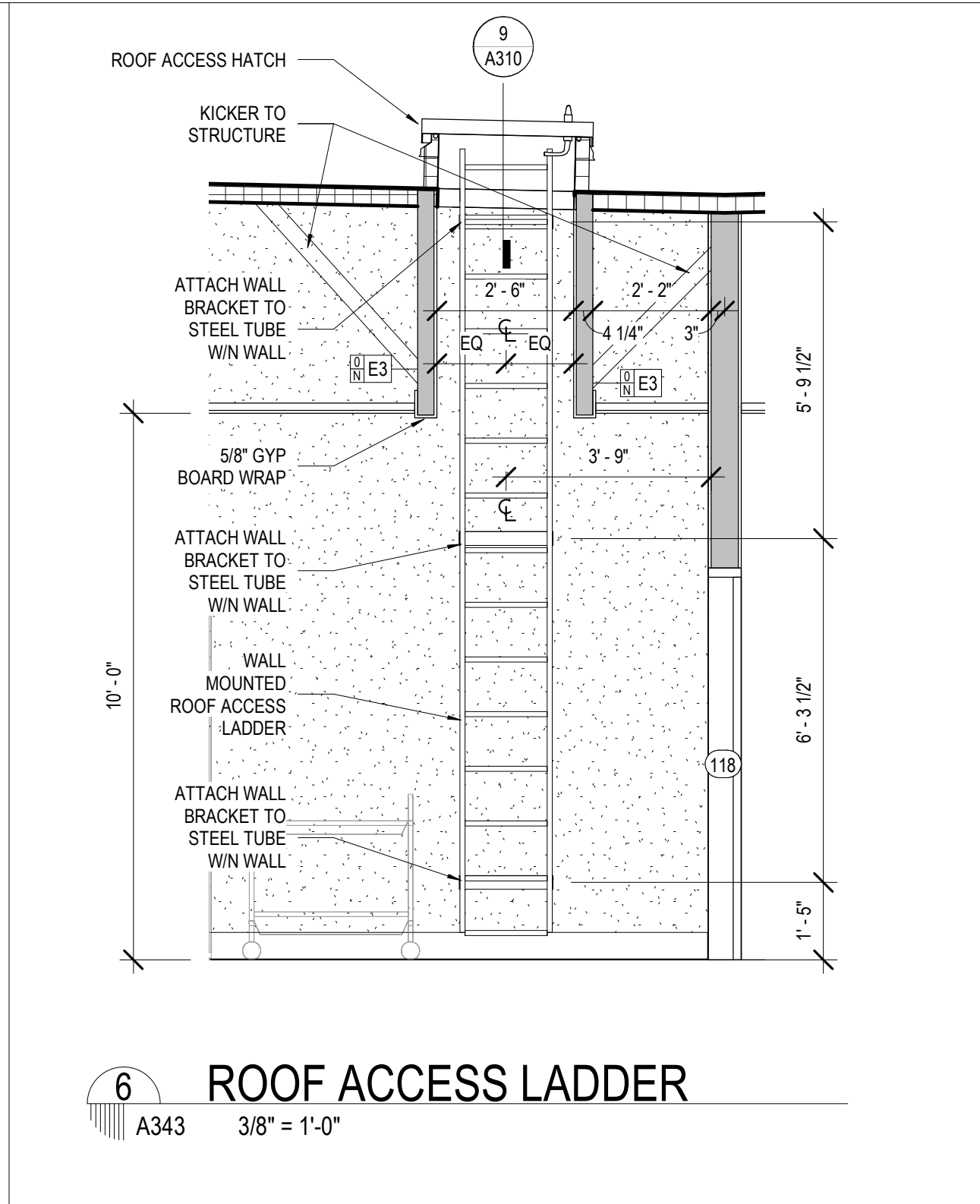
3 INT. ELEVATION - CHILDREN PROGRAM #126
A343 1/4" = 1'-0"



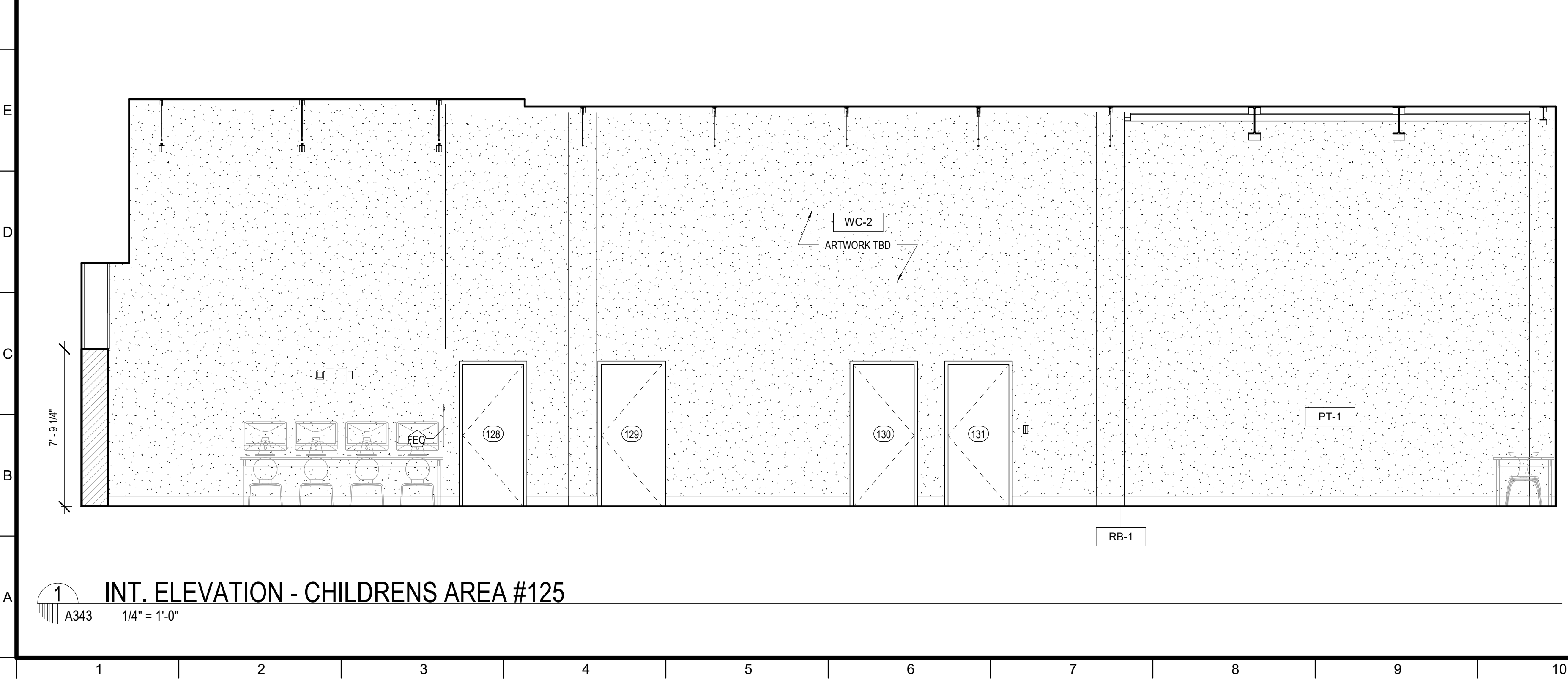
4 INT. ELEVATION - CHILDREN PROGRAM #126
A343 1/4" = 1'-0"




5 INT. ELEVATION - CHILDREN PROGRAM #126
A343 1/4" = 1'-0"



6 ROOF ACCESS LADDER
A343 3/8" = 1'-0"



1 INT. ELEVATION - CHILDRENS AREA #125
A343 1/4" = 1'-0"



2 INT. ELEVATION - MEETING ROOM #109
A343 3/8" = 1'-0"

No.	Description	Date

KEY PLAN



Mathes Brierre + MBM
ARCHITECTS + ARCHITECTS BEAZLEY MOLIERE
A JOINT VENTURE

201 St. Charles Avenue, Forty First Floor
New Orleans, Louisiana 70170-4100
Voice: 504.586.9303 Fax: 504.582.1305

300 Heymann Blvd.
Lafayette, Louisiana 70503
337.233.0614

PROJECT TITLE

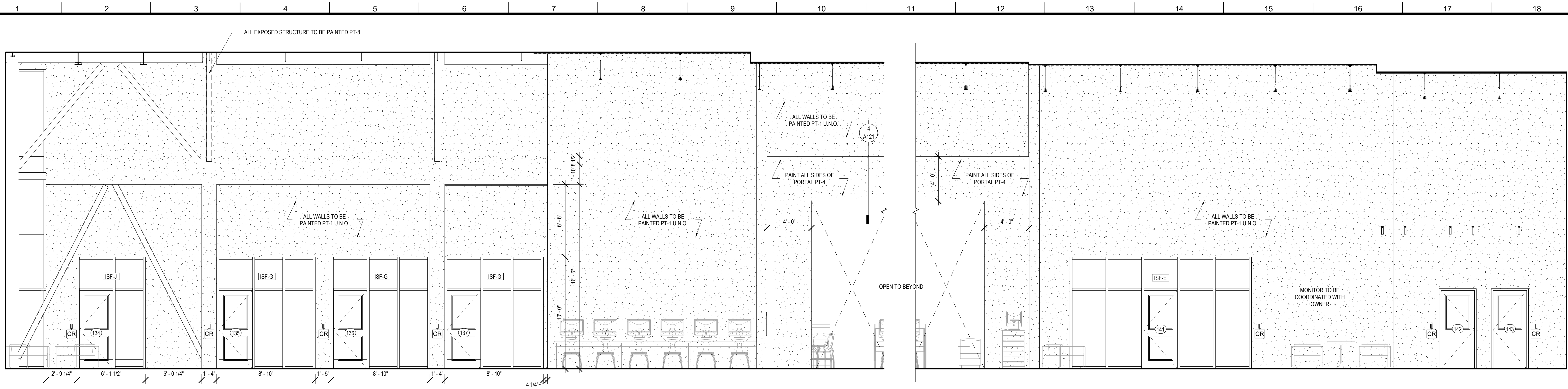
ST. BERNARD PARISH PUBLIC LIBRARY

ST. BERNARD PARISH

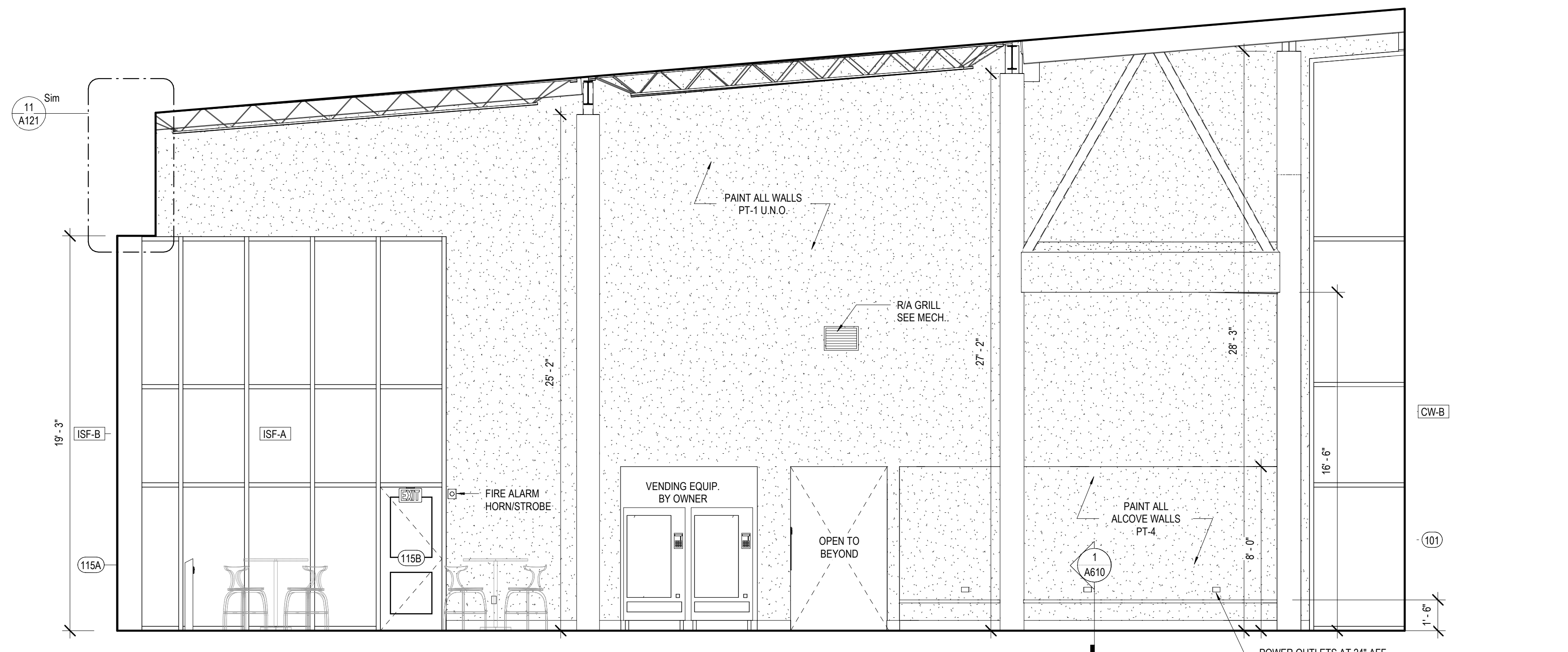
100% CONSTRUCTION DOCUMENTS

DESIGNED BY	MBA/ABM	CHECKED BY	RZ/PP
DRAWN BY	CF/FA/RZ	DATE	12.20.2021

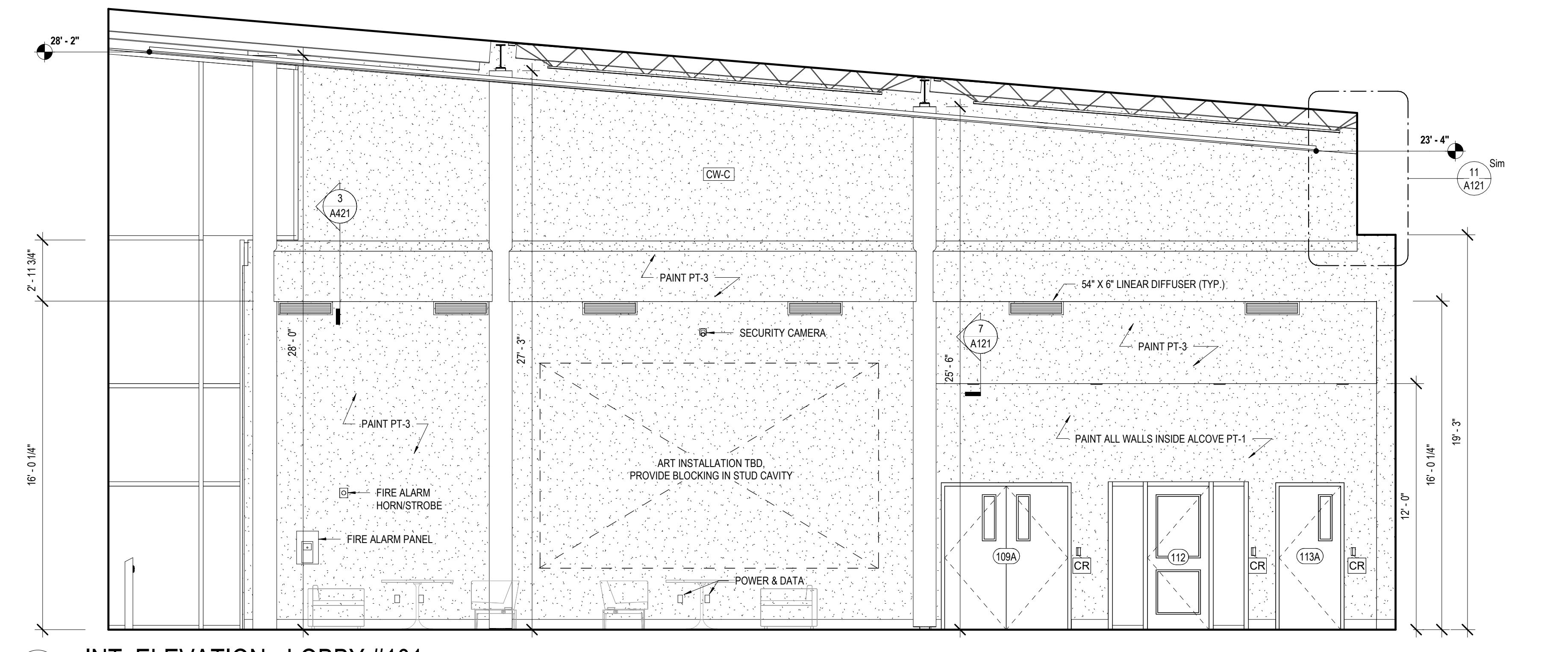
PROJECT NO.	MBA - 11884	SHEET NO.	A343
	ABM - 201813		



3 INT. ELEVATION - GENERAL COLLECTION #133
A344



2 INT. ELEVATION - LOBBY #101
A344 1/4" = 1'-0"



1 INT. ELEVATION - LOBBY #101
A344 1/4" = 1'-0"

MATERIALS KEYING/ GENERAL NOTES

No.	Description	Date

KEY PLAN



Mathes Brierre + / **BM**
ARCHITECTS ARCHITECTS BEAZLEY MOЛИERE
A JOINT VENTURE
201 St. Charles Avenue, Forty First Floor
New Orleans, Louisiana 70170-4100
Voice: 504.586.9303 Fax: 504.582.1305
300 Heymann Blvd.
Lafayette, Louisiana 70503
337.233.0614

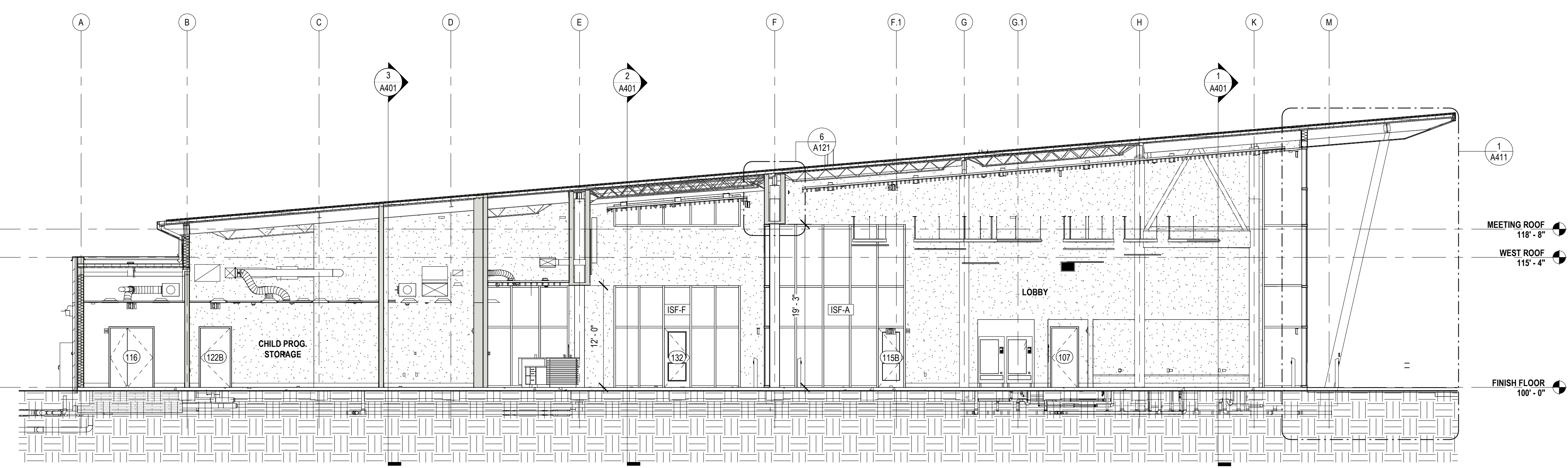
PROJECT TITLE

**ST. BERNARD
PARISH PUBLIC
LIBRARY**

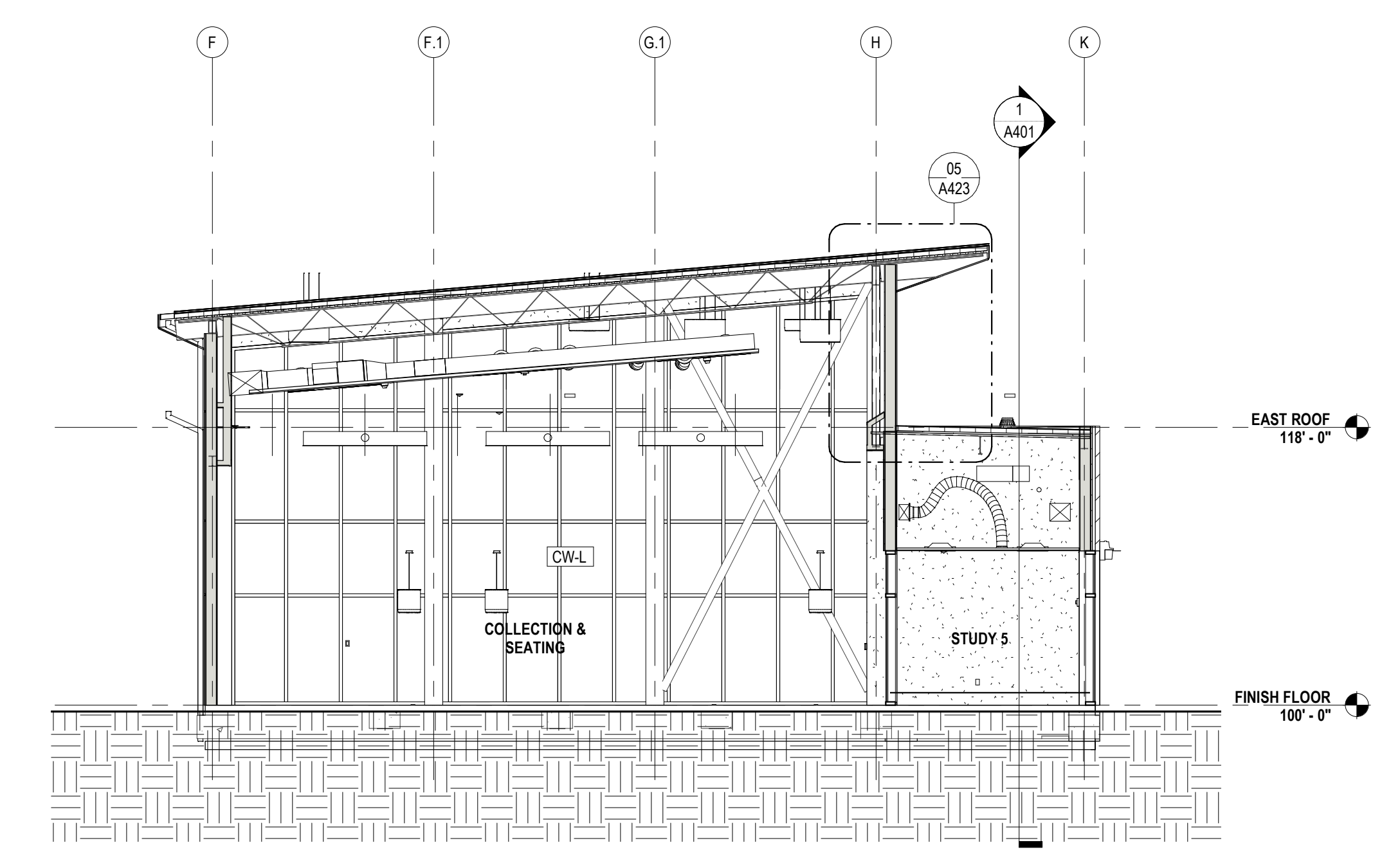
ST. BERNARD PARISH

100% CONSTRUCTION DOCUMENTS

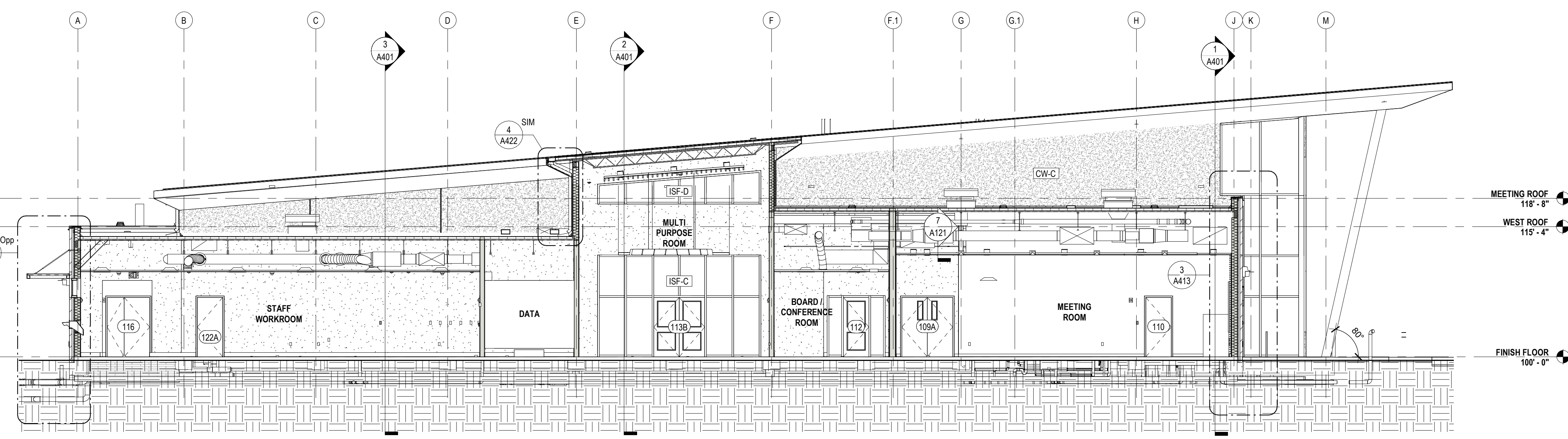
DESIGNED BY	MBA/ABM	CHECKED BY	RZ/PP
DRAWN BY	CF/FA/RZ	DATE	12.20.2021
SHEET TITLE			
INTERIOR ELEVATIONS			
PROJECT NO.	MBA - 11884	SHEET NO.	A344
	ABM - 201813		



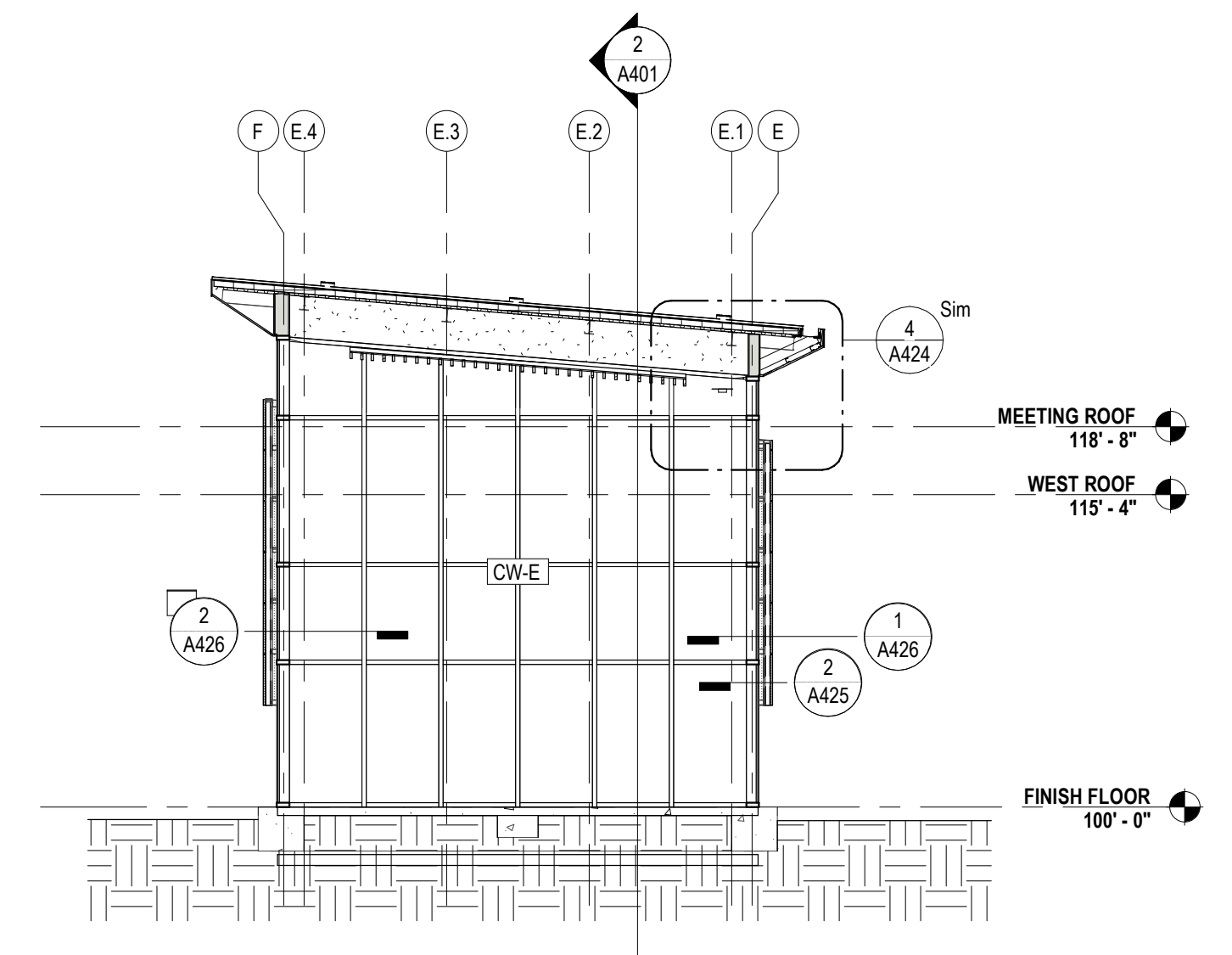
5 EW BLDG SECTION @ LOBBY N
A400 1/8" = 1'-0"



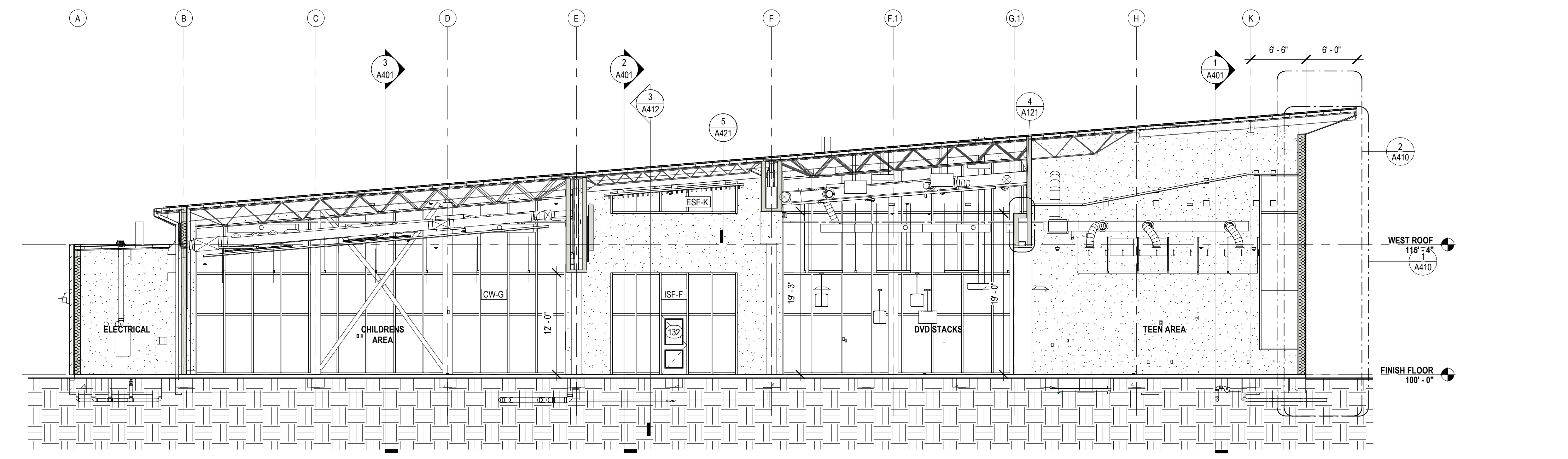
6 EW PARTIAL SECTION @ STUDY ROOMS
A400 1/8" = 1'-0"



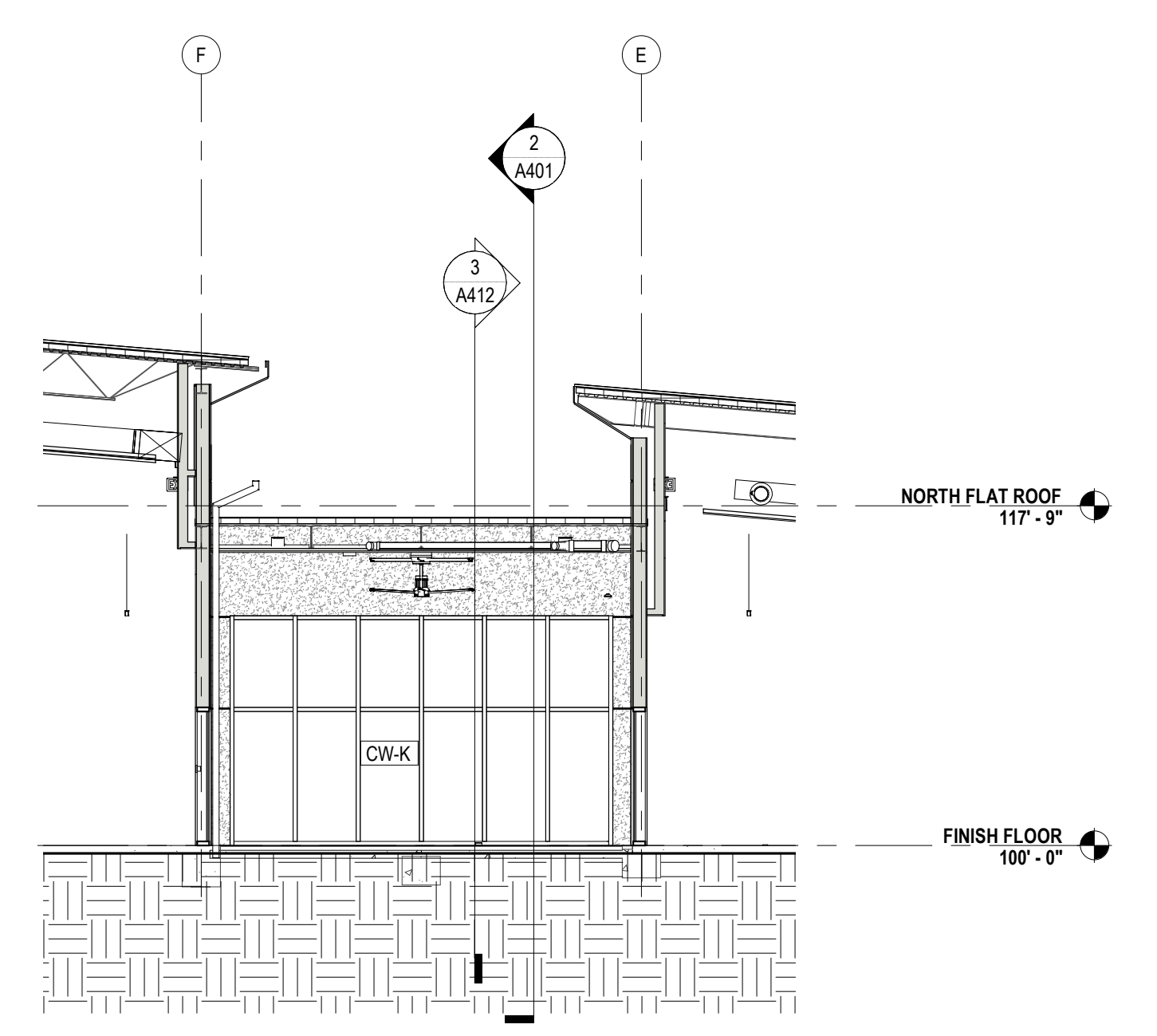
3 EW BLDG SECTION @ MEETING ROOM
A400 1/8" = 1'-0"



4 EW PARTIAL SECTION @ MULTIPURPOSE RM.
A400 1/8" = 1'-0"



1 EW BUILDING SECTION @ TEEN
A400 1/8" = 1'-0"



2 EW PARTIAL SECTION @ COVERED PORCH
A400 1/8" = 1'-0"

No.	Description	Date

KEY PLAN



Mathes Brierre + **BM**
ARCHITECTS ARCHITECTS BEAZLEY MOЛИERE
A JOINT VENTURE
201 St. Charles Avenue, Forty First Floor
New Orleans, Louisiana 70170-4100
Voice: 504.586.9303 Fax: 504.582.1305
300 Heymann Blvd.
Lafayette, Louisiana 70503
337.233.0614

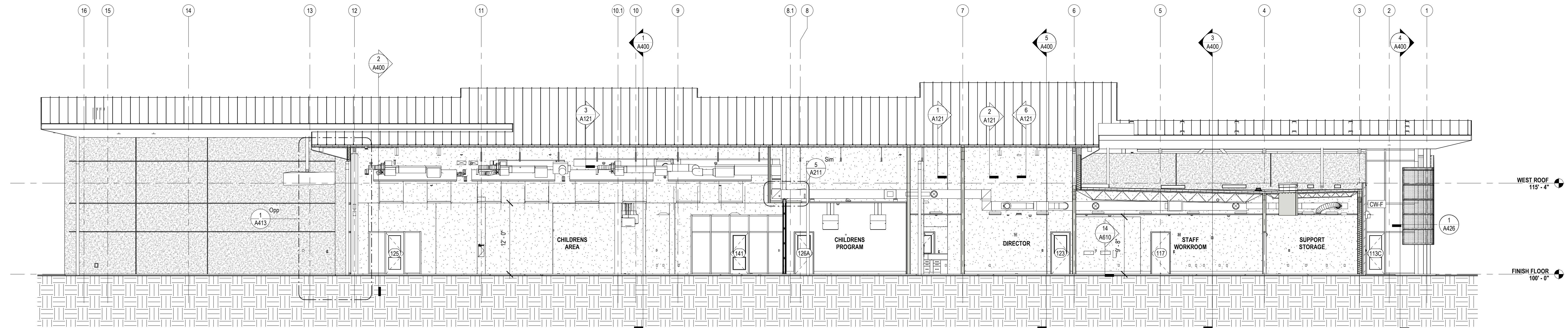
PROJECT TITLE

**ST. BERNARD
PARISH PUBLIC
LIBRARY**

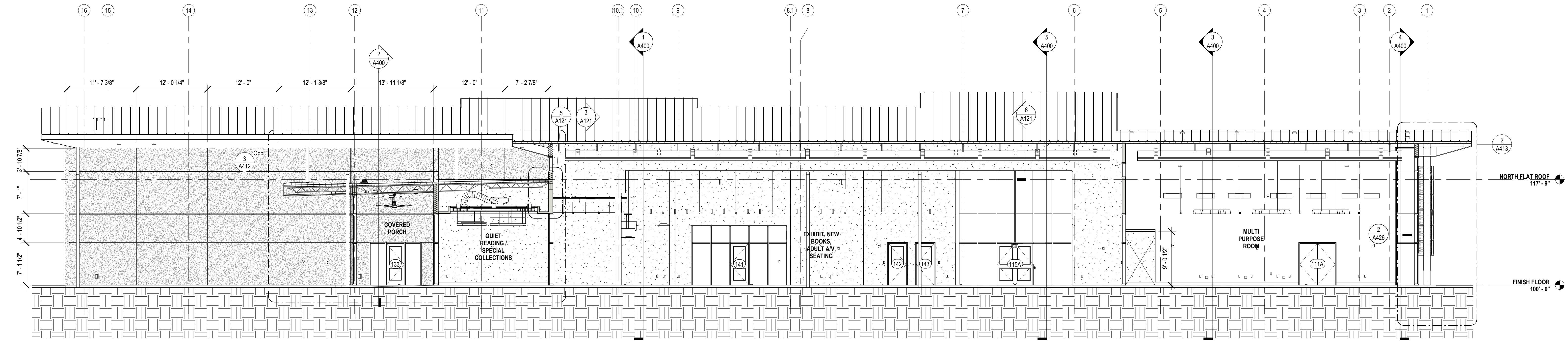
ST. BERNARD PARISH

100% CONSTRUCTION DOCUMENTS

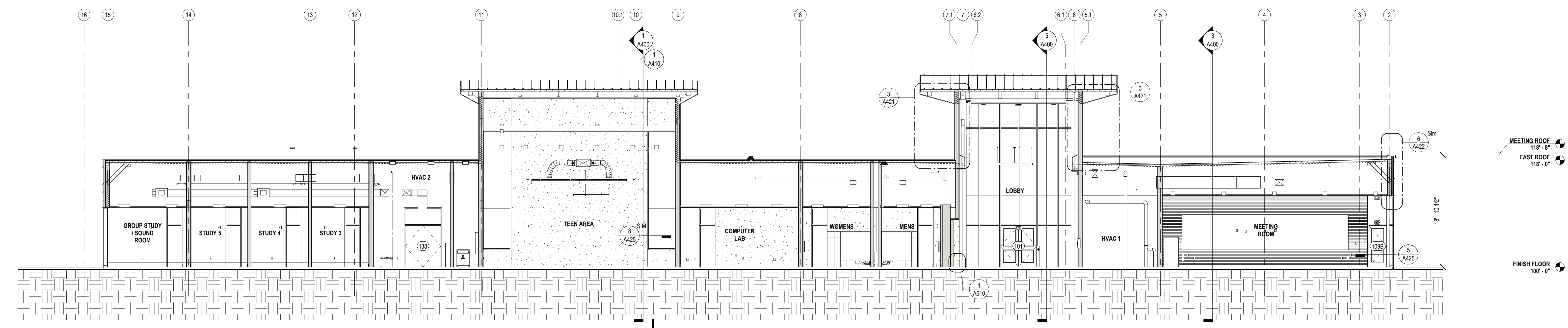
DESIGNED BY	MBA/ABM	CHECKED BY	AM/PP
DRAWN BY	MP/SC/ALB	DATE	12.20.2021
SHEET TITLE BUILDING SECTIONS			
PROJECT NO.	MBA - 11884	SHEET NO.	A400
	ABM - 201813		



3 NS BLDG SECTION @ ADMIN
A401 1/8" = 1'-0"




2 NS BLDG SECTION @ SPINE E
A401 1/8" = 1'-0"



1 NS BLDG SECTION @ MEETING ROOM
A401 1/8" = 1'-0"

No.	Description	Date



Mathes Brierre + / **BM**
ARCHITECTS ARCHITECTS BEAZLEY MOЛИERE
A JOINT VENTURE

201 St. Charles Avenue, Forty First Floor
New Orleans, Louisiana 70170-4100
Voice: 504.586.9303 Fax: 504.582.1305

300 Heymann Blvd.
Lafayette, Louisiana 70503
337.233.0614

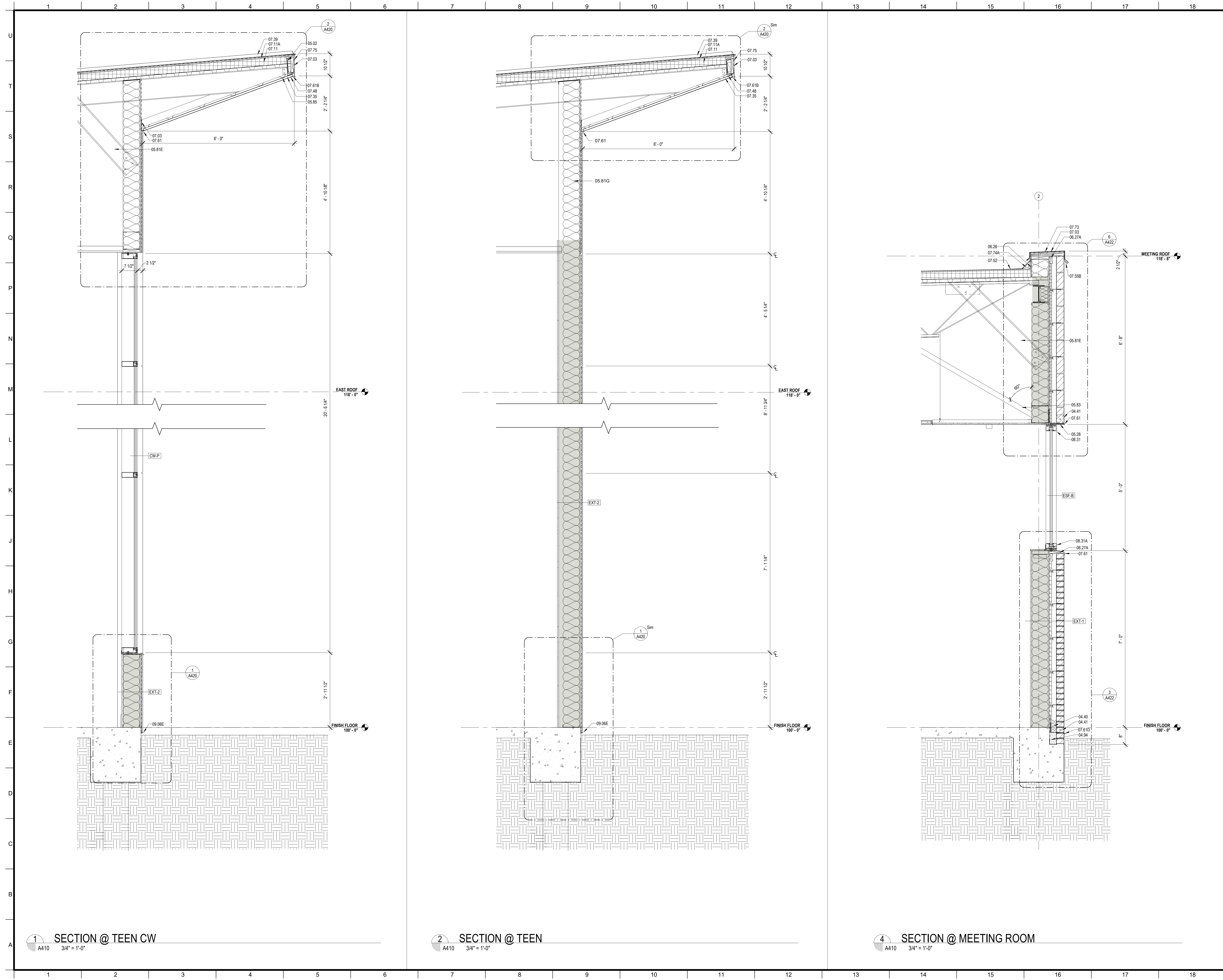
PROJECT TITLE

ST. BERNARD PARISH PUBLIC LIBRARY

ST. BERNARD PARISH

100% CONSTRUCTION DOCUMENTS

DESIGNED BY	MBA/ABM	CHECKED BY	AM/PP
DRAWN BY	MP/SC/ALB	DATE	12.20.2021
SHEET TITLE			
BUILDING SECTIONS			
PROJECT NO.	SHEET NO.		
MBA - 11884	A401		
ABM - 201813			




MATERIALS KEYING/ GENERAL NOTES

Keynote Legend

Key Value	Keynote Text
04.40	MORTAR CONTROL
04.41	WEEP HOLE AT 32" ON CENTER
04.94	SOLID MORTAR FILL
05.02	STEEL EDGE BEAM - RE. STRUCTURAL (05 12 00)
05.29	STEEL ANGLE - RE. STRUCTURAL (05 12 00)
05.81E	8" STRUCTURAL STEEL STUDS AT 16" O.C.
05.81G	10" STRUCTURAL STEEL STUDS AT 16" O.C.
05.83	BRACE TO STRUCTURE AS REQUIRED
05.95	7/8" HAT CHANNEL
06.26	1/2" PLYWOOD SHEATHING
06.27A	TREATED WOOD BLOCKING
07.03	MEMBRANE WATERPROOFING (07 27 26)
07.11	RIGID ROOF INSULATION (3 1/2" THK) (07 51 00)
07.11A	COVERBOARD (1/2" THK) (07 51 00)
07.35	PREFORMED METAL SOFFIT PANELS (07 41 00)
07.39	STANDING SEAM METAL ROOF (07 41 00)
07.48	J CLOSURE
07.52	MODIFIED BITUMEN ROOF (07 51 00)
07.56B	ANCHOR BAR ATTACH AT 8" O.C. CONTINUOUS (07 51 00)
07.61	METAL FLASHING
07.61B	CONTINUOUS 26 GA. GALVANIZED METAL CLEAT (07 60 00)
07.61D	METAL COUNTER FLASHING
07.73	METAL COPING (07 60 00)
07.74A	CANT (TREATED WOOD) (07 60 00)
07.75	METAL FASCIA - PTD. (07 60 00)
08.31	ALUMINUM FRAME (08 40 00)
08.31A	ALUMINUM SILL (08 40 00)
09.06E	STUCCO SYSTEM DRIP SCREED (09 22 00)

No.	Description	Date



Mathes Brierre + MBM
 ARCHITECTS + ARCHITECTS/BEAZLEYMOLIERE
 A JOINT VENTURE

201 St. Charles Avenue, Forty First Floor
 New Orleans, Louisiana 70170-4100
 Voice: 504-586-9303, Fax: 504-582-1305

300 Heymann Blvd.
 Lafayette, Louisiana 70503
 337.233.0614

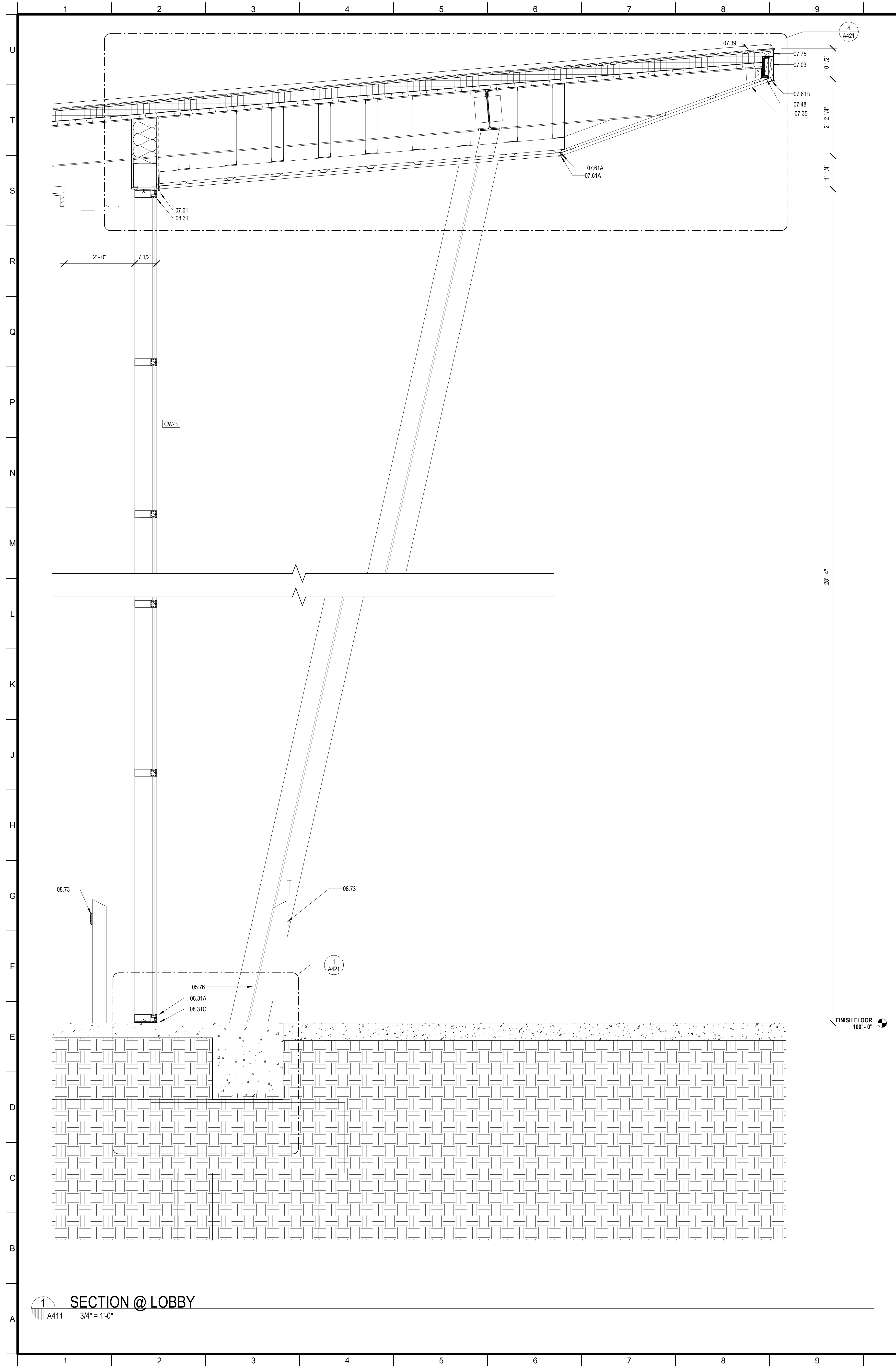
PROJECT TITLE

ST. BERNARD PARISH PUBLIC LIBRARY

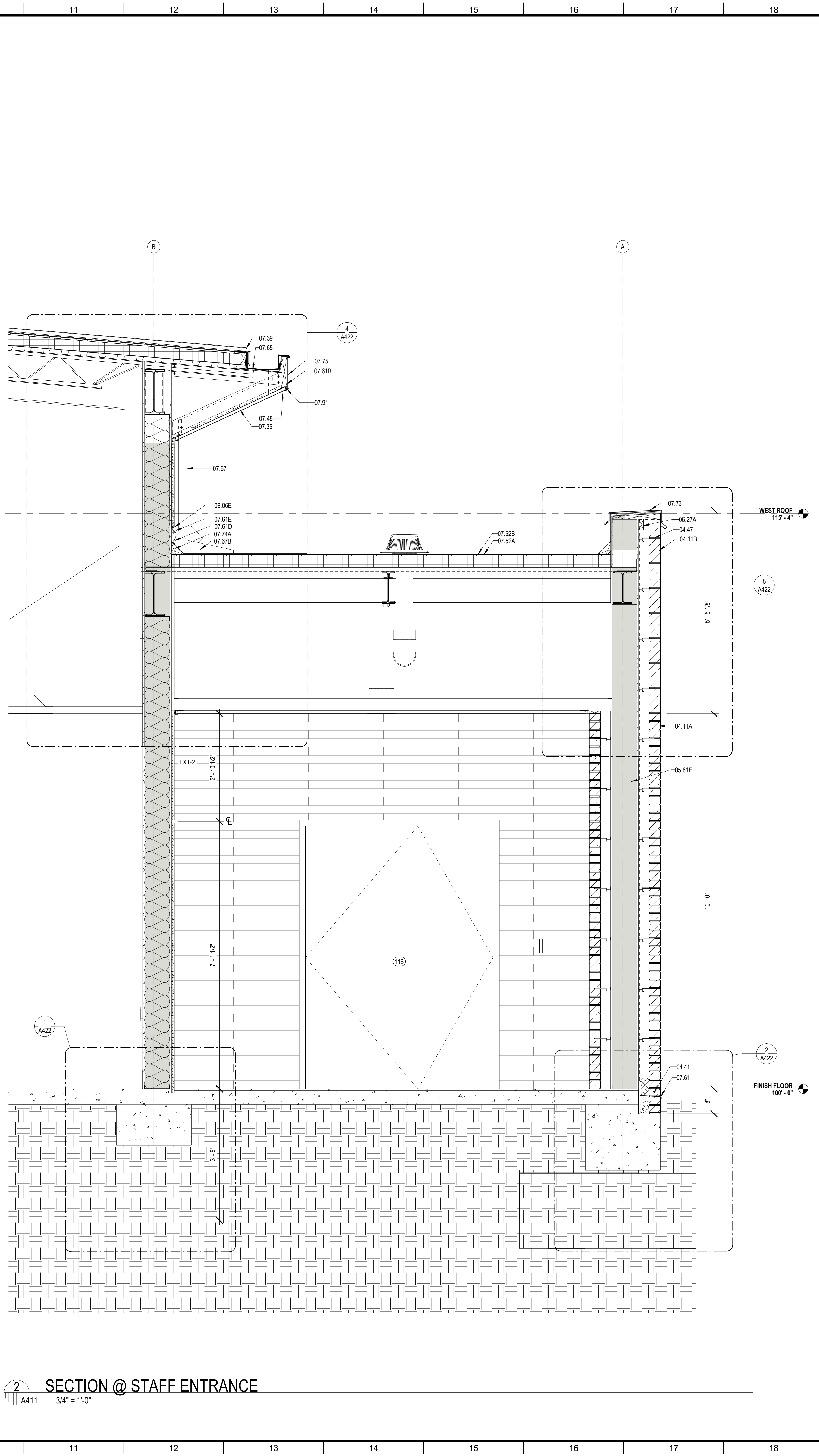
ST. BERNARD PARISH

100% CONSTRUCTION DOCUMENTS

DESIGNED BY	MBA/ABM	CHECKED BY	ALB
DRAWN BY	MP/SC/ALB	DATE	12.20.2021
SHEET TITLE			
WALL SECTIONS			
PROJECT NO.	SHEET NO.		
MBA - 11884	A410		
ABM - 201813			



SECTION @ LOBBY
A411 3/4" = 1'-0"



SECTION @ STAFF ENTRANCE
A411 3/4" = 1'-0"

MATERIALS KEYING/ GENERAL NOTES

Key Value	Keynote Text
04.11A	FACE BRICK - RUNNING BOND (04 20 00)
04.11B	FACE BRICK - SOLDIER COURSES (04 20 00)
04.41	WEEP HOLE AT 32" ON CENTER
04.47	MASONRY ANCHORS (04 20 00)
05.75	ALUMINUM COLUMN COVERS (18" THK)
05.81E	8" STRUCTURAL STEEL STUDS AT 16" O.C.
06.27A	TREATED WOOD BLOCKING
07.03	MEMBRANE WATERPROOFING (07 27 26)
07.35	PREFORMED METAL SOFFIT PANELS (07 41 00)
07.39	STANDING SEAM METAL ROOF (07 41 00)
07.48	J CLOSURE
07.52A	BASE PLY (07 51 00)
07.52B	MODIFIED BITUMEN MEMBRANE (07 51 00)
07.61	METAL FLASHING
07.61A	PRE-FINISHED METAL FLASHING
07.61B	CONTINUOUS 26 GA GALVANIZED METAL CLEAT (07 60 00)
07.61D	METAL COUNTER FLASHING
07.61E	METAL FLASHING RECEIVER
07.65	METAL GUTTER (07 60 00)
07.67	METAL DOWNSPOUT (07 60 00)
07.67B	GALVANIZED SHEET METAL SPLASH PAN (07 60 00)
07.73	METAL COPING (07 60 00)
07.74A	CANT (TREATED WOOD) (07 60 00)
07.75	METAL FASCIA - PTD. (07 60 00)
07.91	BACKER ROD & SEALANT
08.31	ALUMINUM FRAME (08 40 00)
08.31A	ALUMINUM SILL (08 40 00)
08.31C	ALUMINUM SILL FLASHING - DAM AT ENDS (08 40 00)
08.73	ACCESSIBLE DOOR OPERATOR CONTROLS
09.06E	STUCCO SYSTEM DRIP SCREED (09 22 00)

No.	Description	Date

KEY PLAN

Mathes Brierre + **BM**
ARCHITECTS ARCHITECTS BEAZLEY MOLIÈRE
A JOINT VENTURE

201 St. Charles Avenue, Forty First Floor
New Orleans, Louisiana 70170-4100
Voice: 504-586-9303 Fax: 504-582-1305

300 Heymann Blvd.
Lafayette, Louisiana 70503
337.233.0614

PROJECT TITLE

**ST. BERNARD
PARISH PUBLIC
LIBRARY**

ST. BERNARD PARISH

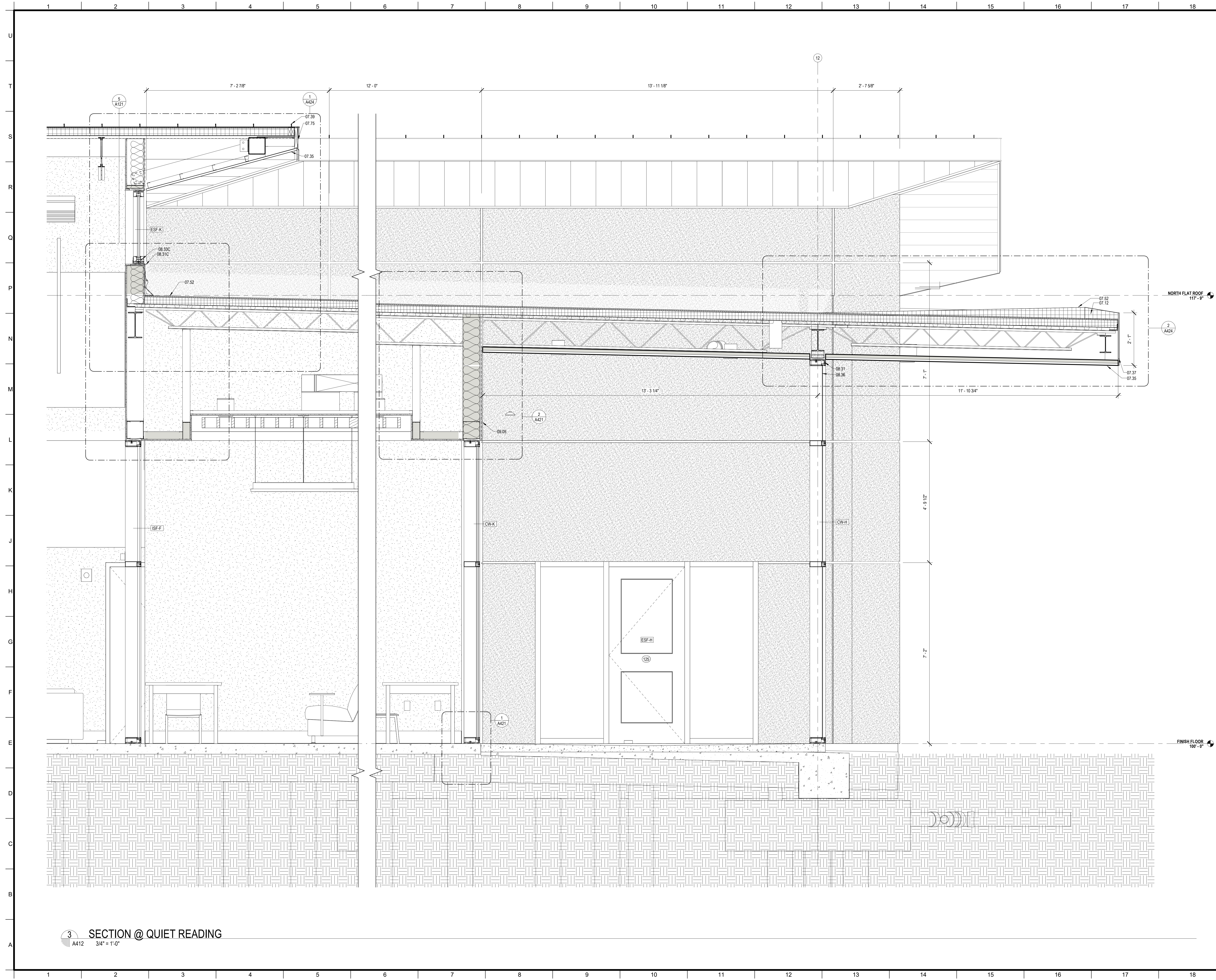
100% CONSTRUCTION DOCUMENTS

DESIGNED BY	MBA/ABM	CHECKED BY	AM/PP
DRAWN BY	MP/SC/ALB	DATE	12.20.2021

SHEET TITLE

WALL SECTIONS


PROJECT NO.	MBA - 11884	SHEET NO.	A411
	ABM - 201813		



MATERIALS KEYING/ GENERAL NOTES

Keystone Legend	
Key Value	Keystone Text
07.12	TAPERED ROOF INSULATION (07 51 00)
07.35	PREFORMED METAL SOFFIT PANELS (07 41 00)
07.37	PREFORMED METAL SIDING PANELS (07 41 00)
07.39	STANDING SEAM METAL ROOF (07 41 00)
07.52	MODIFIED BITUMEN ROOF (07 51 00)
07.75	METAL FASCIA - PTD. (07 60 00)
08.31	ALUMINUM FRAME (08 40 00)
08.31C	ALUMINUM SILL FLASHING - DAM AT ENDS (08 40 00)
08.33C	ALUMINUM WINDOW SILL (08 52 00)
08.36	INSECT SCREEN INFILL PANEL
09.05	STUCCO ON METAL LATH (09 22 00)

No.	Description	Date



Mathes Brierre + IBM
 ARCHITECTS + ARCHITECTS BEAZLEY MOLIÈRE
 A JOINT VENTURE

201 St. Charles Avenue, Forty First Floor
 New Orleans, Louisiana 70170-4100
 Voice: 504-586-9303, Fax: 504-582-1305

300 Heymann Blvd.
 Lafayette, Louisiana 70503
 337.233.0614

PROJECT TITLE

ST. BERNARD PARISH PUBLIC LIBRARY

ST. BERNARD PARISH

100% CONSTRUCTION DOCUMENTS

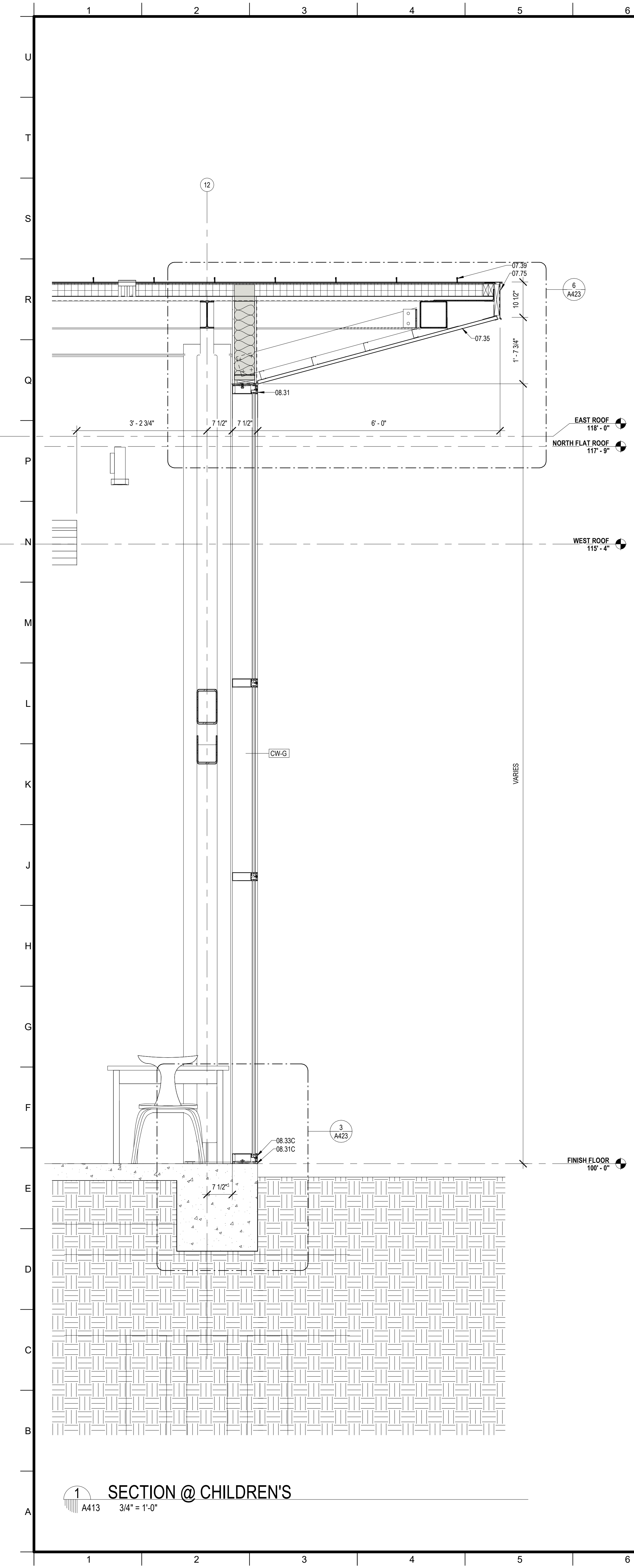
DESIGNED BY	MBA/ABM	CHECKED BY	AM/PP
DRAWN BY	MP/SC/ALB	DATE	12.20.2021

SHEET TITLE

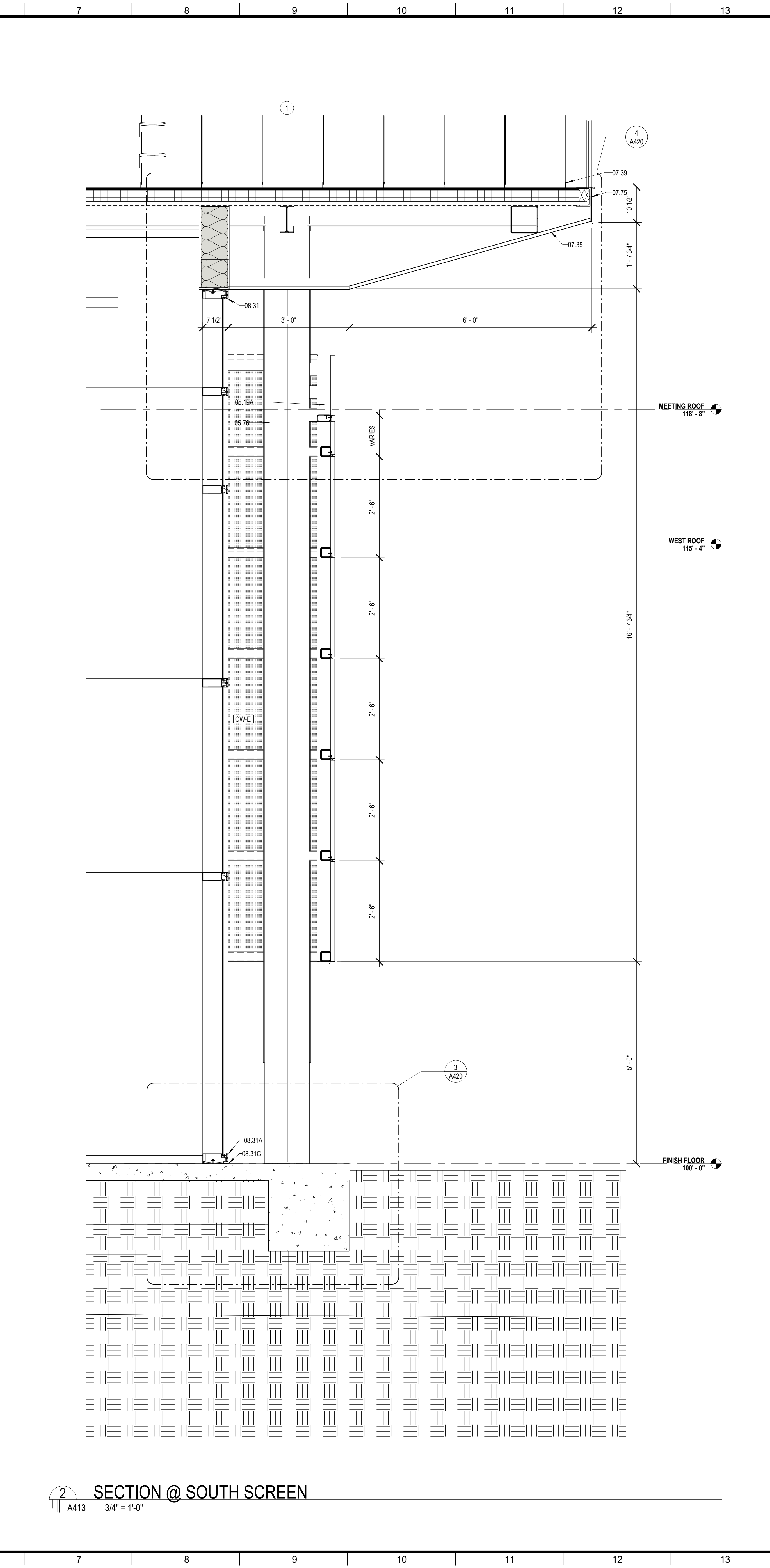
WALL SECTIONS

PROJECT NO.	MBA - 11884	SHEET NO.	A412
	ABM - 201813		

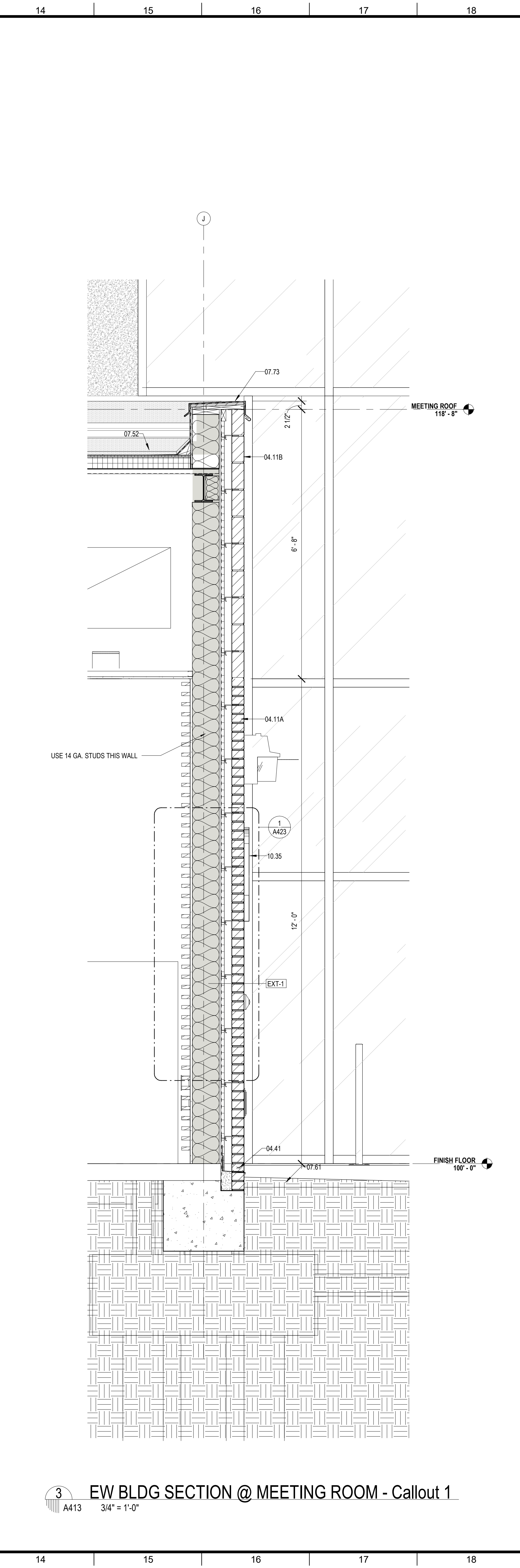
3 SECTION @ QUIET READING
 A412 3/4" = 1'-0"



1 SECTION @ CHILDREN'S
A413 3/4" = 1'-0"



2 SECTION @ SOUTH SCREEN
A413 3/4" = 1'-0"




3 EW BLDG SECTION @ MEETING ROOM - Callout 1
A413 3/4" = 1'-0"

MATERIALS KEYING/ GENERAL NOTES

Key Value	Keynote Text
04.11A	FACE BRICK - RUNNING BOND (04 20 00)
04.11B	FACE BRICK - SOLDIER COURSES (04 20 00)
04.41	WEEP HOLE AT 32" ON CENTER
05.19A	STEEL TUBE - RE- STRUCTURAL
05.75	ALUMINUM COLUMN COVER (18" THK)
07.35	PREFORMED METAL SOFFIT PANELS (07 41 00)
07.39	STANDING SEAM METAL ROOF (07 41 00)
07.52	MODIFIED BITUMEN ROOF (07 51 00)
07.51	METAL FLASHING
07.73	METAL COPING (07 60 00)
07.75	METAL FASCIA - PTD. (07 60 00)
08.31	ALUMINUM FRAME (08 40 00)
08.31A	ALUMINUM SILL (08 40 00)
08.31C	ALUMINUM SILL FLASHING - DAM AT ENDS (08 40 00)
08.33C	ALUMINUM WINDOW SILL (08 52 00)
10.35	METAL LETTERS (DESCRIBE) (10 42 50)

No.	Description	Date



Mathes Brierre + **BM**
ARCHITECTS ARCHITECTS BEAZLEY MOЛИERE
A JOINT VENTURE

201 St. Charles Avenue, Forty First Floor
New Orleans, Louisiana 70170-4100
Voice: 504.586.9303 Fax: 504.582.1305

300 Heymann Blvd.
Lafayette, Louisiana 70503
337.233.0614

PROJECT TITLE

ST. BERNARD PARISH PUBLIC LIBRARY

ST. BERNARD PARISH

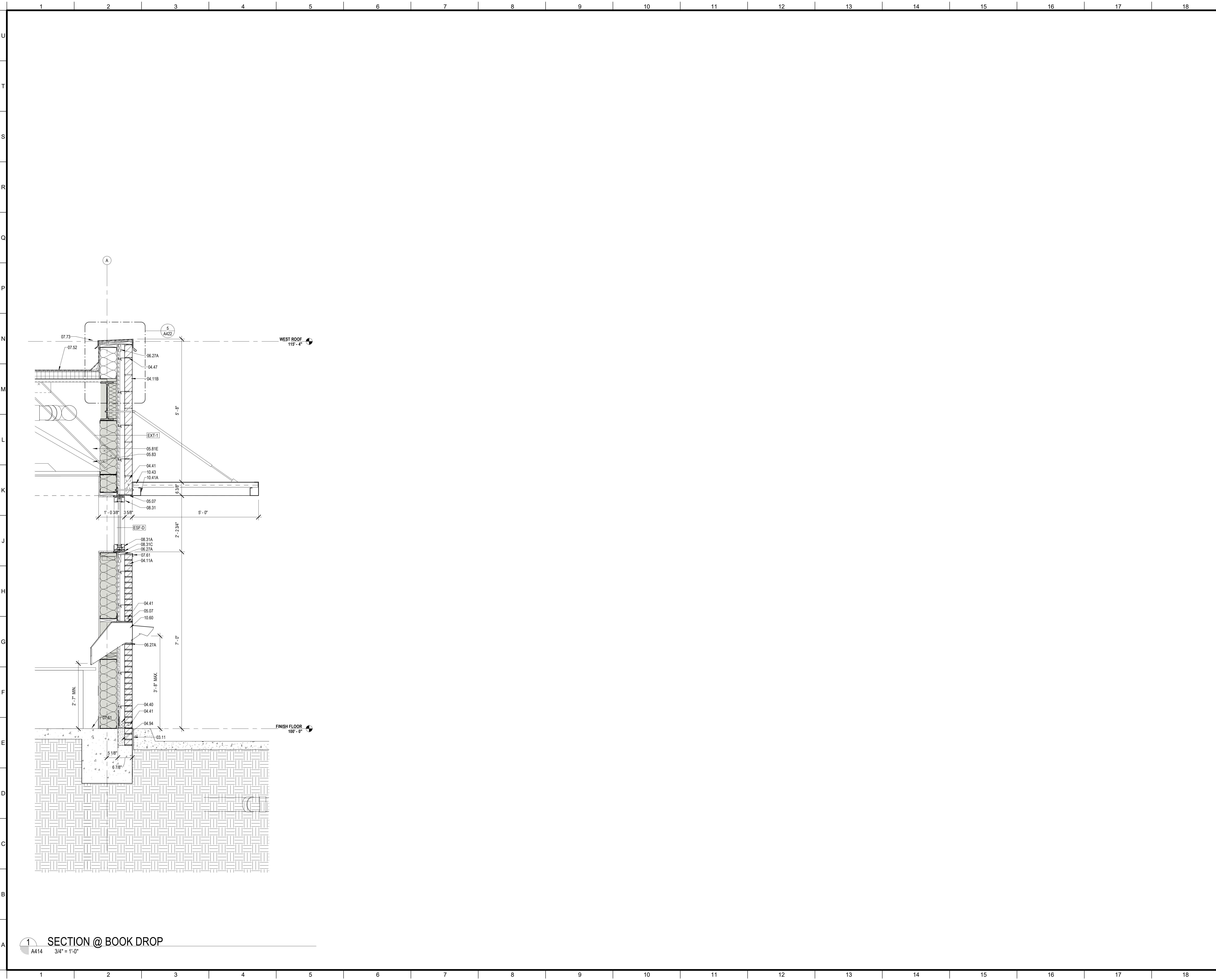
100% CONSTRUCTION DOCUMENTS

DESIGNED BY	MBA/ABM	CHECKED BY	AM/PP
DRAWN BY	MP/SC/ALB	DATE	12.20.2021

SHEET TITLE

WALL SECTIONS

PROJECT NO.	MBA - 11884	SHEET NO.	A413
	ABM - 201813		




1 SECTION @ BOOK DROP
A414 3/4" = 1'-0"

MATERIALS KEYING/ GENERAL NOTES

Keynote Legend	
Key Value	Keynote Text
03.11	EXPANSION JOINT - RE (03 30 00)
04.11A	FACE BRICK - RUNNING BOND (04 20 00)
04.11B	FACE BRICK - SOLDIER COURSES (04 20 00)
04.40	MORTAR CONTROL
04.41	WEEP HOLE AT 32" ON CENTER
04.47	MASONRY ANCHORS (04 20 00)
04.94	SOLID MORTAR FILL
05.07	STEEL LINTEL - RE - STRUCTURAL (05 12 00)
05.81E	8" STRUCTURAL STEEL STUDS AT 16" O.C.
05.83	BRACE TO STRUCTURE AS REQUIRED
06.27A	TREATED WOOD BLOCKING
07.52	MODIFIED BITUMEN ROOF (07 51 00)
07.61	METAL FLASHING
07.73	METAL COPING (07 60 00)
08.31	ALUMINUM FRAME (08 40 00)
08.31A	ALUMINUM SILL (08 40 00)
08.31C	ALUMINUM SILL FLASHING - DAM AT ENDS (08 40 00)
10.41A	ALUMINUM GUTTER AND FASCIA (10 63 00)
10.43	CANOPY (10 52 00)
10.60	PREFABRICATED BOOK DROP

No.	Description	Date



Mathes Brierre + **BM**
ARCHITECTS ARCHITECTS BEAZLEY MOLIÈRE
A JOINT VENTURE

201 St. Charles Avenue, Forty First Floor
New Orleans, Louisiana 70170-4100
Voice: 504.586.9303 Fax: 504.582.1305

300 Heymann Blvd.
Lafayette, Louisiana 70503
337.233.0614

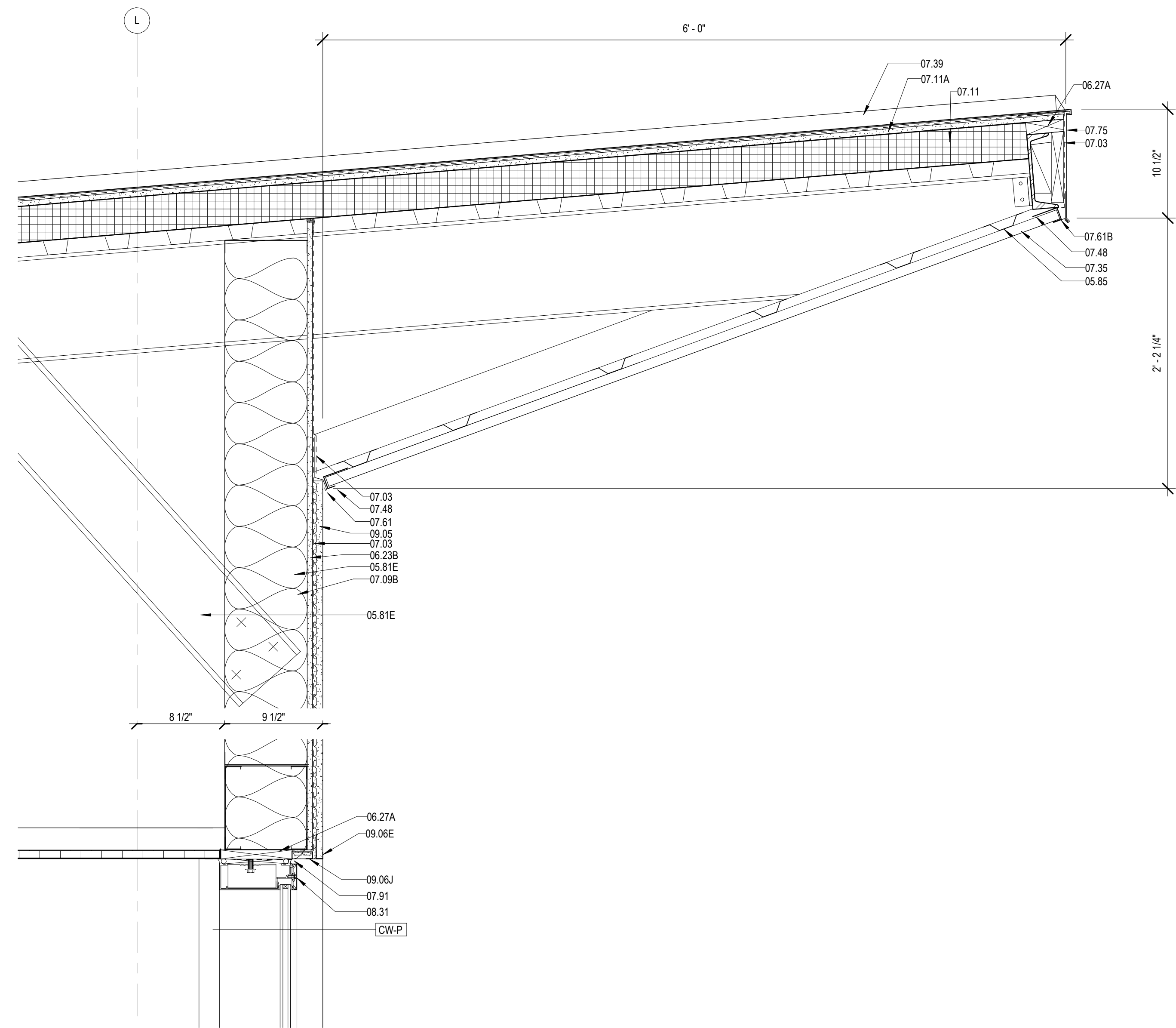
PROJECT TITLE

**ST. BERNARD
PARISH PUBLIC
LIBRARY**

ST. BERNARD PARISH

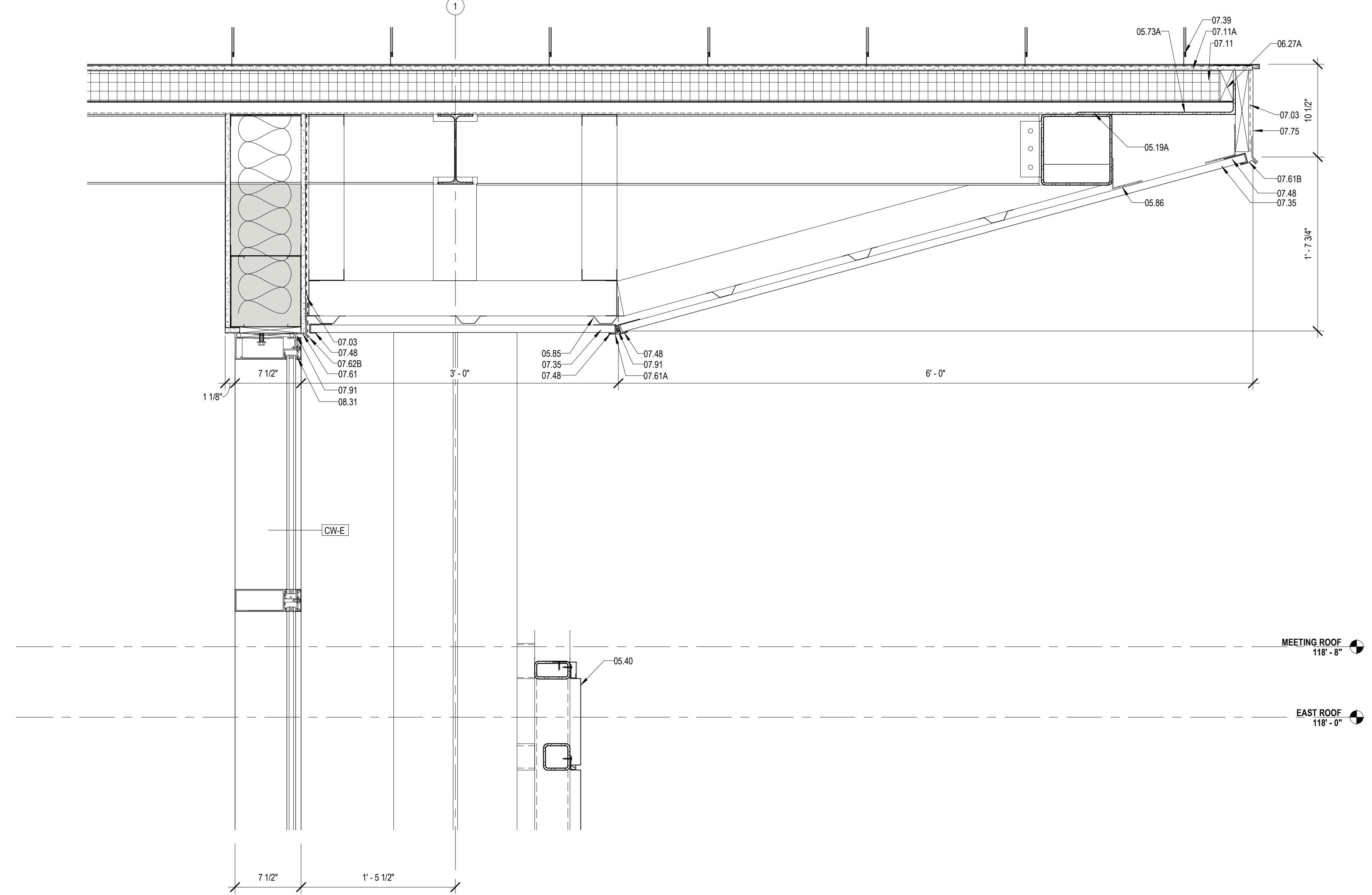
100% CONSTRUCTION DOCUMENTS

DESIGNED BY	MBA/ABM	CHECKED BY	AM/PP
DRAWN BY	MP/SC/ALB	DATE	12.20.2021
SHEET TITLE			
WALL SECTIONS			
PROJECT NO.	MBA - 11884	SHEET NO.	A414
ABM - 201813			



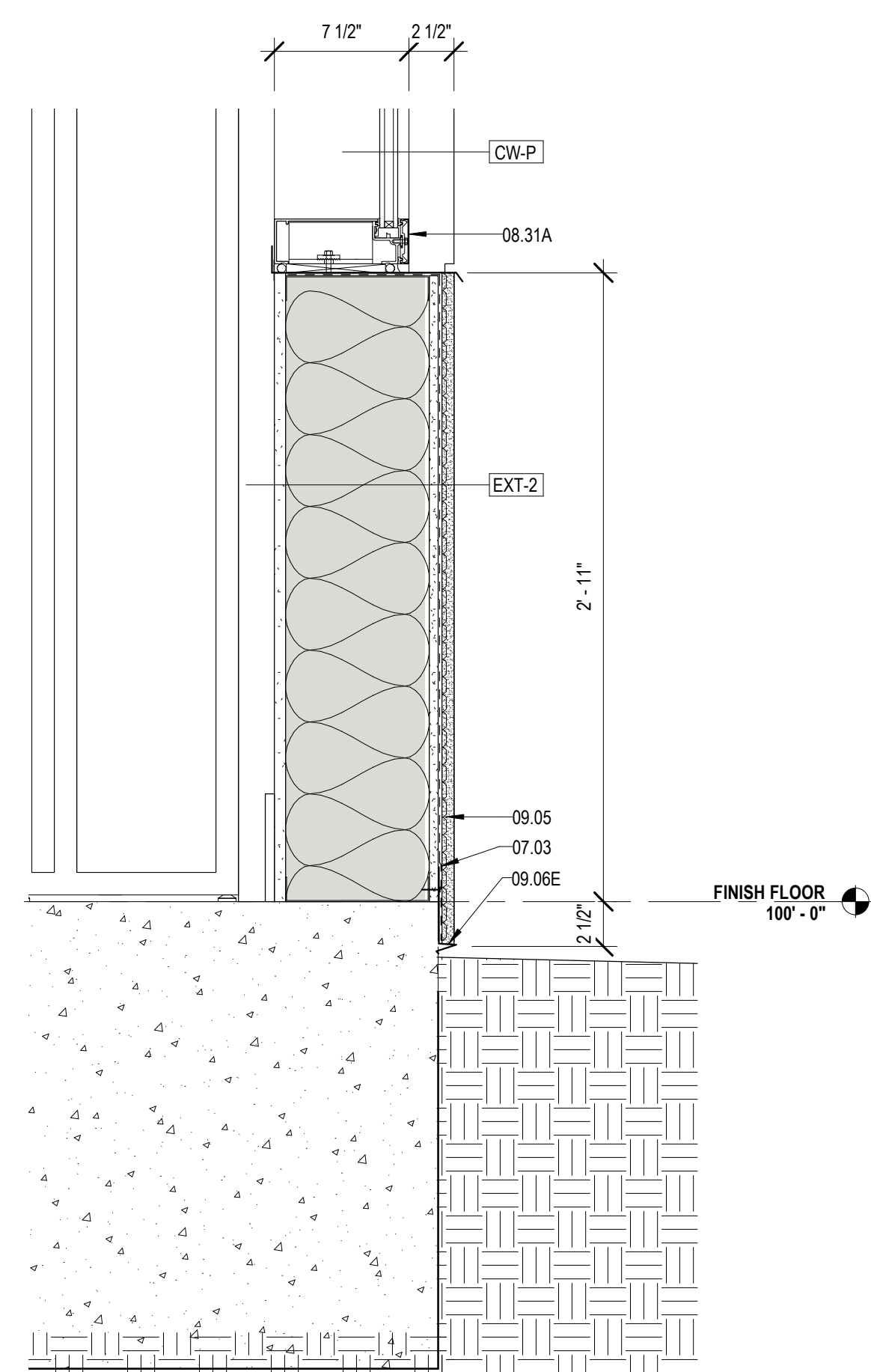
2 SOFFIT DETAIL

A420 1 1/2" = 1'-0"



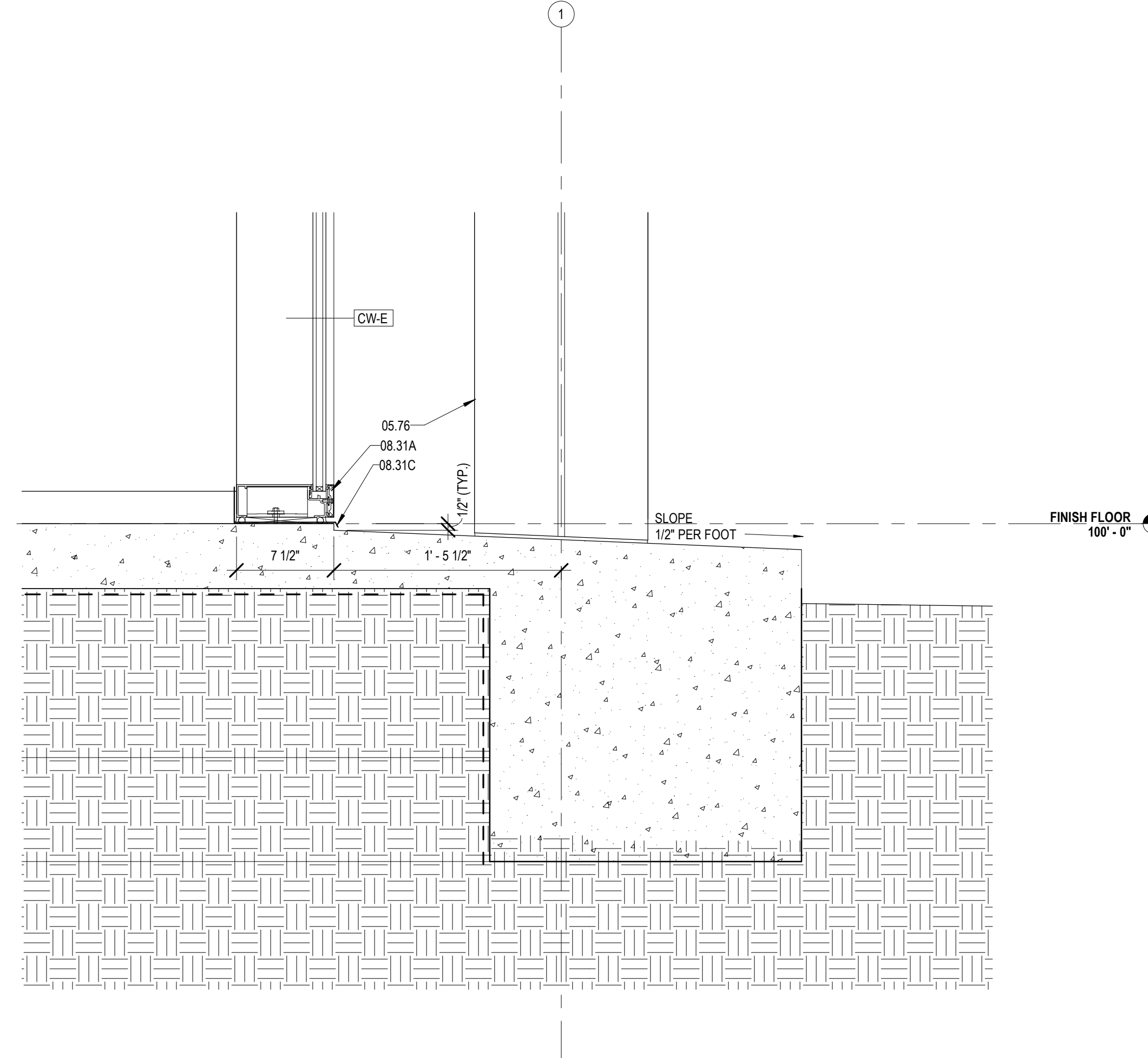
4 DETAIL @ SOUTH CW & SCREEN

A420 1 1/2" = 1'-0"



1 TYPICAL DETAIL @ STUCCO WALL

A420 1 1/2" = 1'-0"



3 DETAIL @ SOUTH CW

A420 1 1/2" = 1'-0"

MATERIALS KEYING/ GENERAL NOTES

Key Value	Keynote Text
05.19A	STEEL TUBE - RE: STRUCTURAL
05.40	PERFORATED STEEL SCREEN (05 70 00)
05.73A	STEEL BENT PLATE (05 50 00)
05.75	ALUMINUM COLUMN COVER (1/8" THK)
05.81E	8" STRUCTURAL STEEL STUDS AT 16" O.C.
05.85	7/8" HAT CHANNEL
05.86	COLD FORMED METAL ANGLE
06.23B	1/2" GYPSUM BOARD SHEATHING (06 10 00)
06.27A	TREATED WOOD BLOCKING
07.03	MEMBRANE WATERPROOFING (07 27 26)
07.09B	R-19 BATT INSULATION (6" THK) (07 21 00)
07.11	RIGID ROOF INSULATION (3 1/2" THK) (07 51 00)
07.11A	COVERBOARD (1/2" THK) (07 51 00)
07.35	PREFORMED METAL SOFFIT PANELS (07 41 00)
07.39	STANDING SEAM METAL ROOF (07 41 00)
07.48	J CLOSURE
07.61	METAL FLASHING
07.61A	PRE-FINISHED METAL FLASHING
07.61B	CONTINUOUS 26 GA. GALVANIZED METAL CLEAT (07 69 00)
07.62B	METAL DRIP CAP - CLIP TO WINDOW HEAD FLASHING
07.75	METAL FASCIA - PTD. (07 60 00)
07.91	BACKER ROD & SEALANT
08.31	ALUMINUM FRAME (08 40 00)
08.31A	ALUMINUM SILL (08 40 00)
08.31C	ALUMINUM SILL FLASHING - DAM AT ENDS (08 40 00)
09.05	STUCCO ON METAL LATH (09 22 00)
09.06E	STUCCO SYSTEM DRIP SCREED (09 22 00)
09.06J	STUCCO SYSTEM J MOULDING (09 22 00)

No.	Description	Date



Mathes Brierre + MBM
ARCHITECTS ARCHITECTS BEAZLEY MOULIERE
A JOINT VENTURE

201 St. Charles Avenue, Forty First Floor
New Orleans, Louisiana 70170-4100
Voice: 504-586-9303 Fax: 504-582-1305

300 Heymann Blvd.
Lafayette, Louisiana 70503
337.233.0614

PROJECT TITLE

ST. BERNARD PARISH PUBLIC LIBRARY

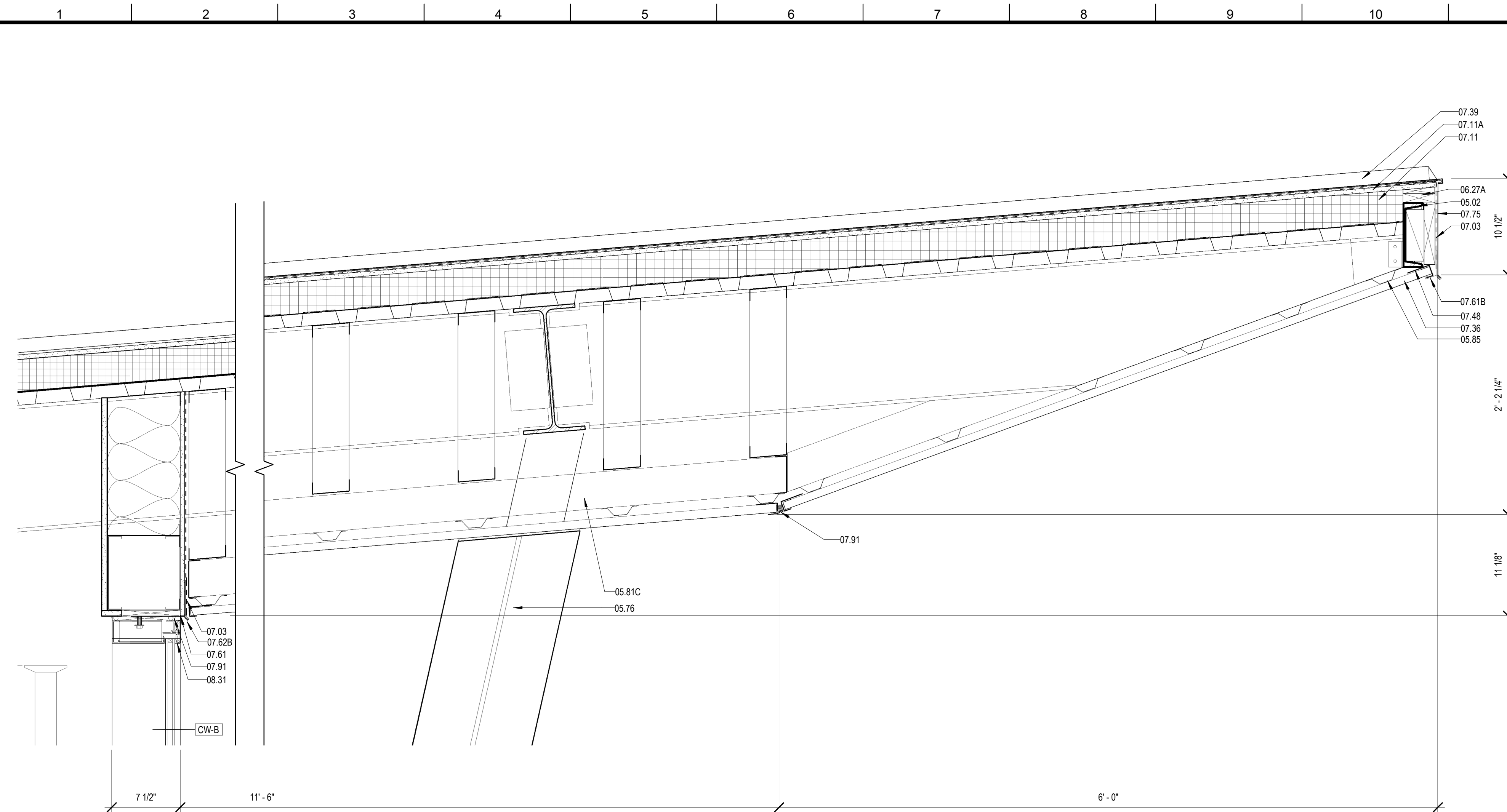
ST. BERNARD PARISH

100% CONSTRUCTION DOCUMENTS

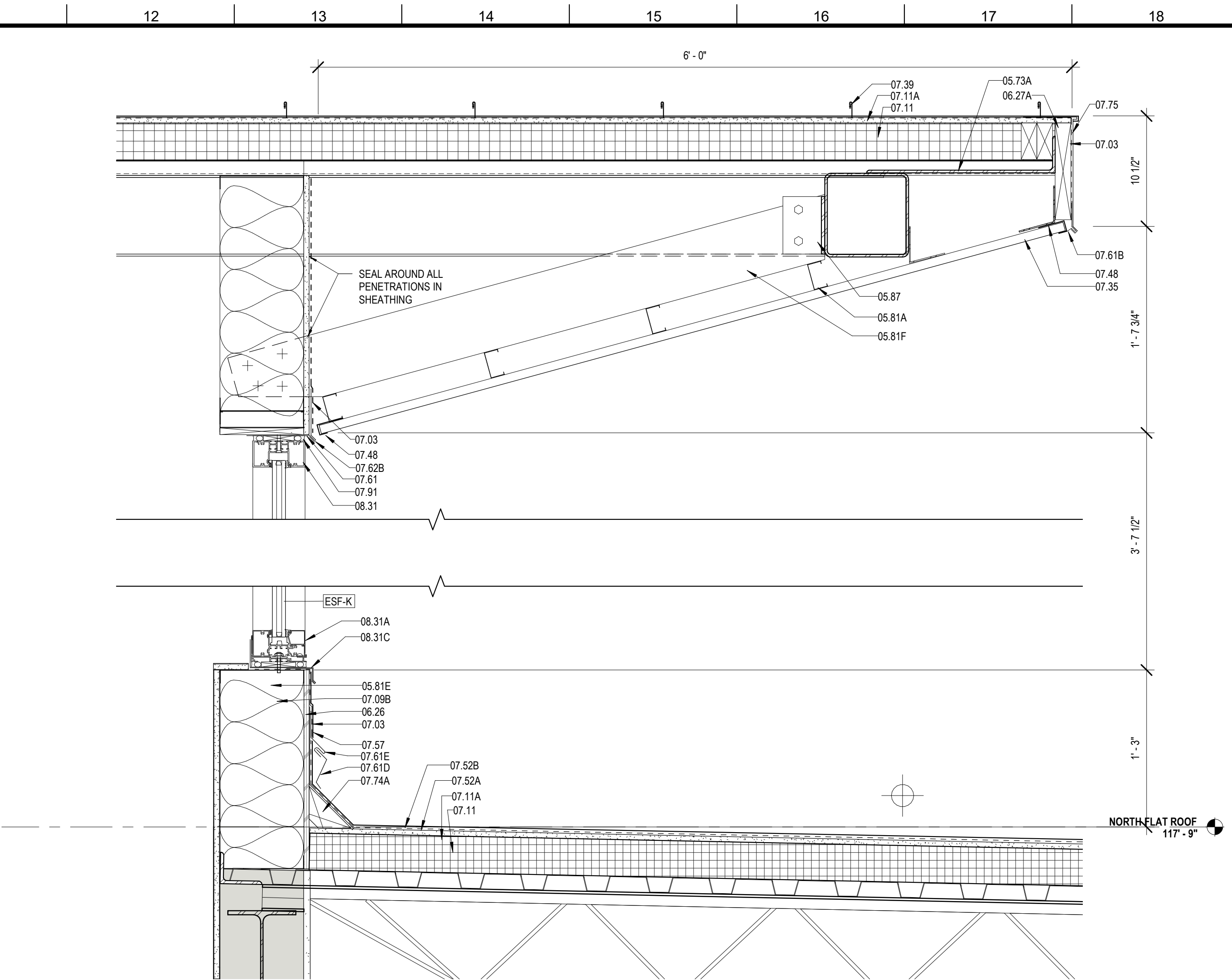
DESIGNED BY	MBA/ABM	CHECKED BY	AM/PP
DRAWN BY	MP/SC/ALB	DATE	12.20.2021

SHEET TITLE
ENLARGED SECTION DETAILS

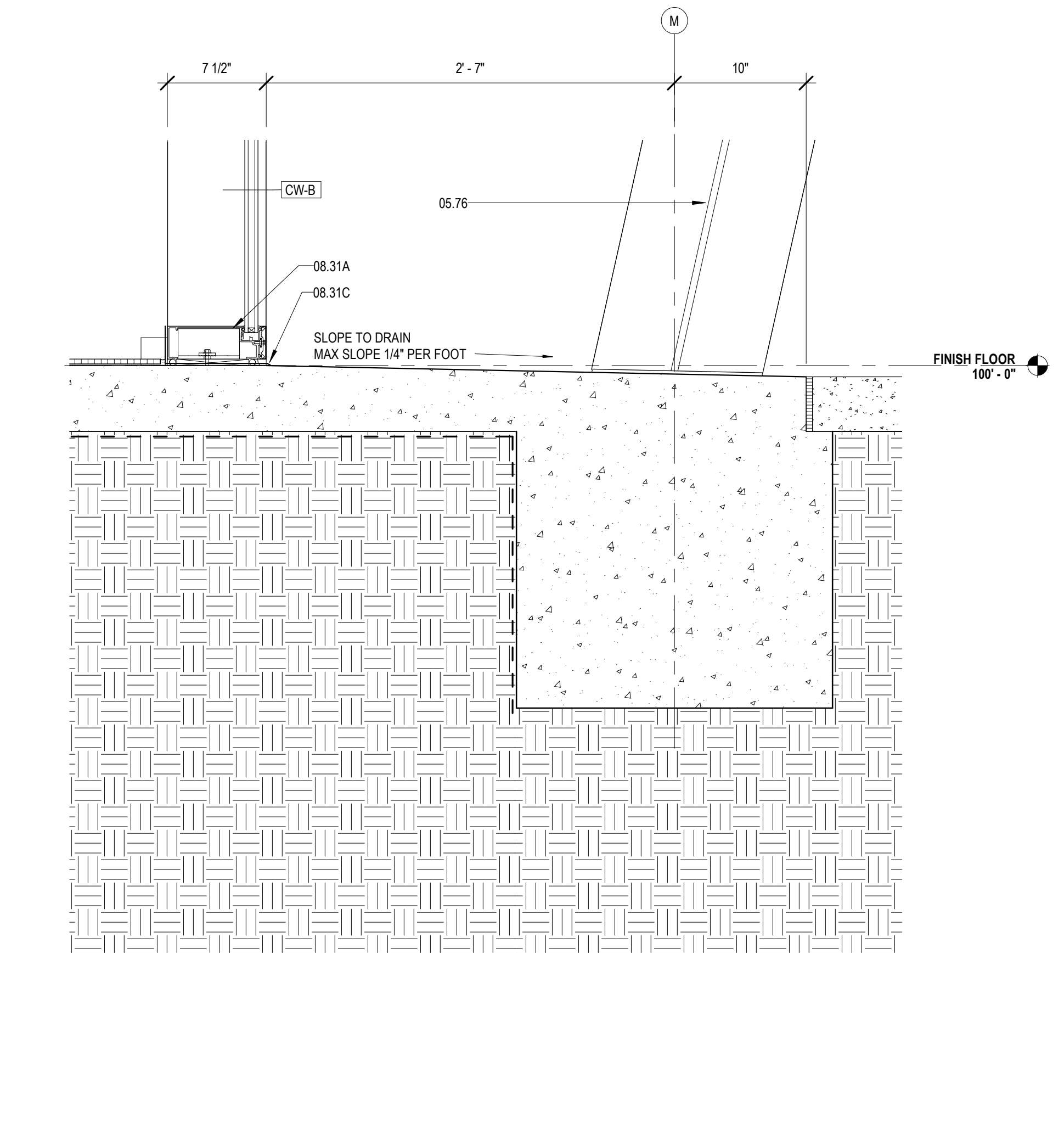
PROJECT NO.	MBA - 11884	SHEET NO.	A420
	ABM - 201813		



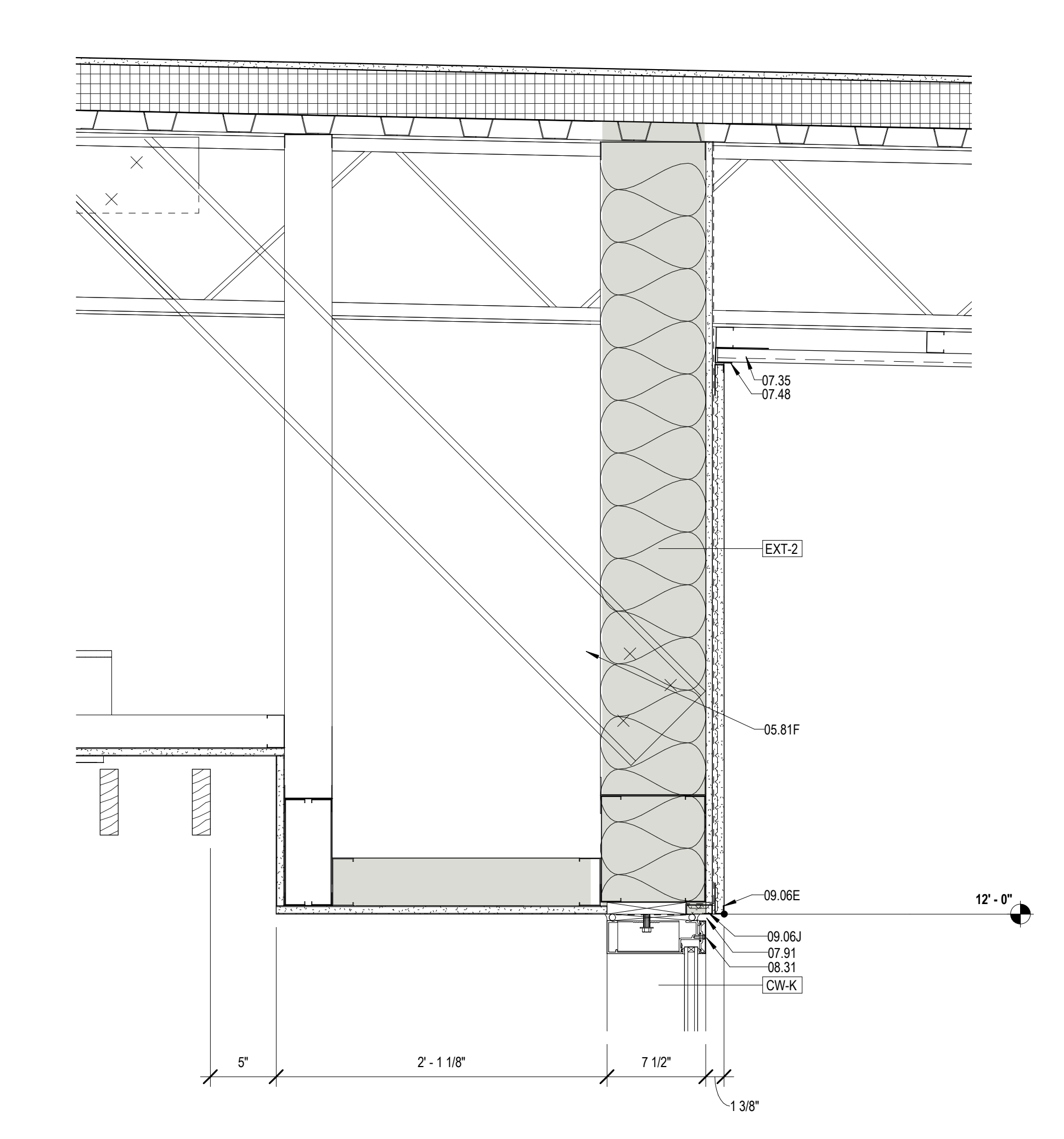
4 ROOF DETAIL @ ENTRANCE
A421 1 1/2" = 1'-0"



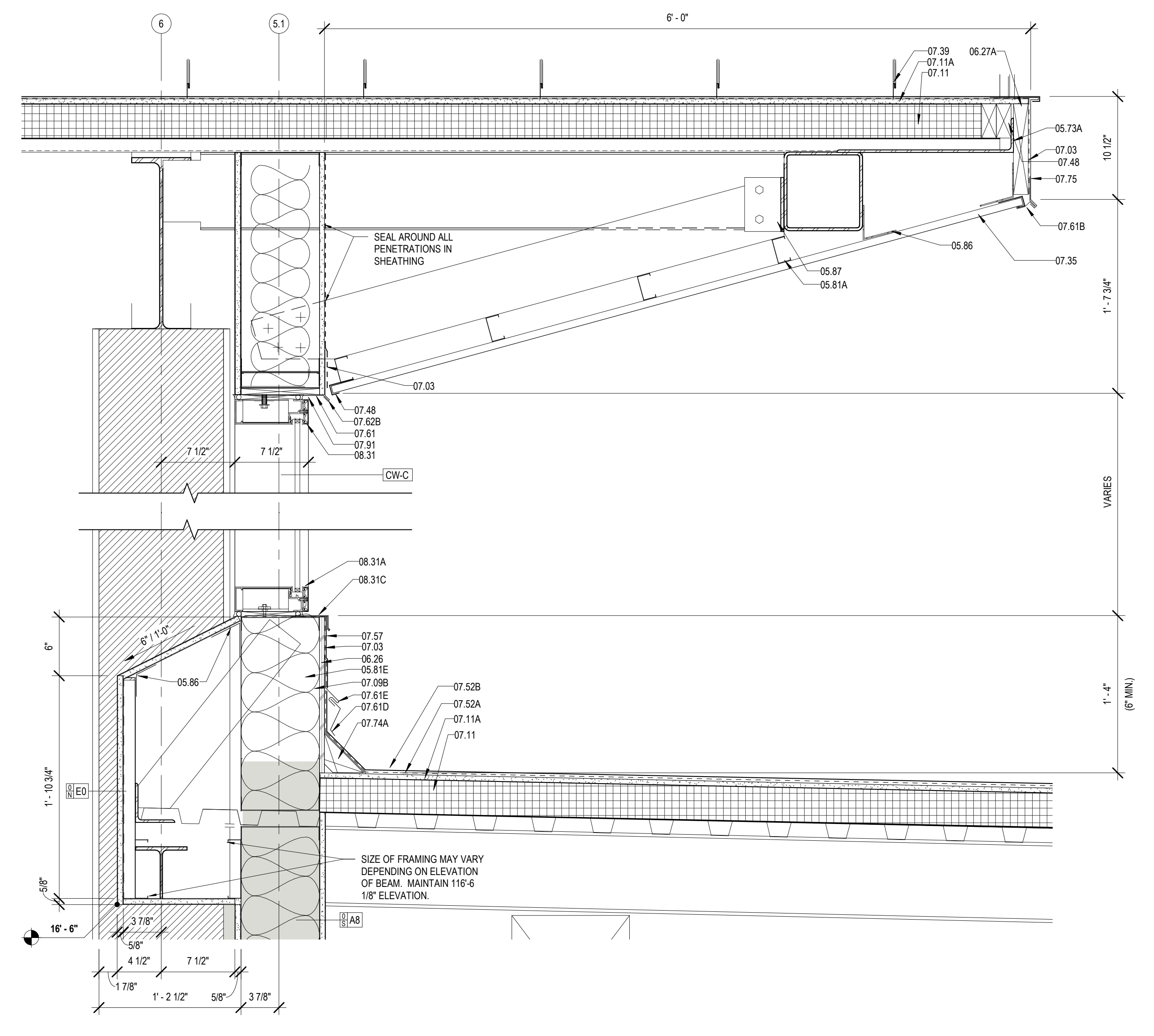
5 DETAIL @ NORTH CLERESTORY
A421 1 1/2" = 1'-0"



1 DETAIL @ ENTRANCE
A421 1 1/2" = 1'-0"



2 DETAIL @ QUIET READING
A421 1 1/2" = 1'-0"




3 DETAIL @ LOBBY CLERESTORY
A421 1 1/2" = 1'-0"

MATERIALS KEYING/ GENERAL NOTES

Key Value	Keynote Text
05.02	STEEL EDGE BEAM - RE. STRUCTURAL (05.12.00)
05.73A	STEEL BENT PLATE (05.50.00)
05.76	ALUMINUM COLUMN COVER (1/8" THK)
05.81A	2 1/2" STRUCTURAL STEEL STUDS AT 16" O.C.
05.81C	4" STRUCTURAL STEEL STUDS AT 16" O.C.
05.81E	8" STRUCTURAL STEEL STUDS AT 16" O.C.
05.81F	6" COLD FORMED STEEL KICKER AT 2' O.C.
05.85	7/8" HAT CHANNEL
05.86	COLD FORMED METAL ANGLE
05.87	CLIP ANGLE - CONNECT TO STRUCTURE
06.26	1/2" PLYWOOD SHEATHING
06.27A	TREATED WOOD BLOCKING
07.03	MEMBRANE WATERPROOFING (07.27.26)
07.09B	R-19 BATT INSULATION (6" THK) (07.21.00)
07.11	RIGID ROOF INSULATION (1/2" THK) (07.51.00)
07.11A	COVERBOARD (1/2" THK) (07.51.00)
07.35	PREFORMED METAL SOFFIT PANELS (07.41.00)
07.36	PREFORMED PERFORATED METAL SOFFIT PANELS
07.39	STANDING SEAM METAL ROOF (07.41.00)
07.48	J CLOSURE
07.52A	BASE PLY (07.51.00)
07.52B	MODIFIED BITUMEN MEMBRANE (07.51.00)
07.57	PARAPET TREATMENT (07.11.50)
07.61	METAL FLASHING
07.61B	CONTINUOUS 26 GA. GALVANIZED METAL CLEAT (07.60.00)
07.61D	METAL COUNTER FLASHING
07.61E	METAL FLASHING RECEIVER
07.62B	METAL DRIP CAP - CLIP TO WINDOW HEAD FLASHING
07.74A	CANT (TREATED WOOD) (07.60.00)
07.75	METAL FASCIA - FTD. (07.60.00)
07.91	BACKER ROD & SEALANT
08.31	ALUMINUM FRAME (08.40.00)
08.31A	ALUMINUM SILL (08.40.00)
08.31C	ALUMINUM SILL FLASHING - DAM AT ENDS (08.40.00)
09.06E	STUCCO SYSTEM DRIP SCREED (09.22.00)
09.06J	STUCCO SYSTEM J MOULDING (09.22.00)

No.	Description	Date



Mathes Brierre + MBM
ARCHITECTS + ARCHITECTS BEAZLEY MOLIÈRE
A JOINT VENTURE

201 St. Charles Avenue, Forty First Floor
New Orleans, Louisiana 70170-4100
Voice: 504.586.9303. Fax: 504.582.1305

300 Heymann Blvd.
Lafayette, Louisiana 70503
337.233.0614

PROJECT TITLE

ST. BERNARD PARISH PUBLIC LIBRARY

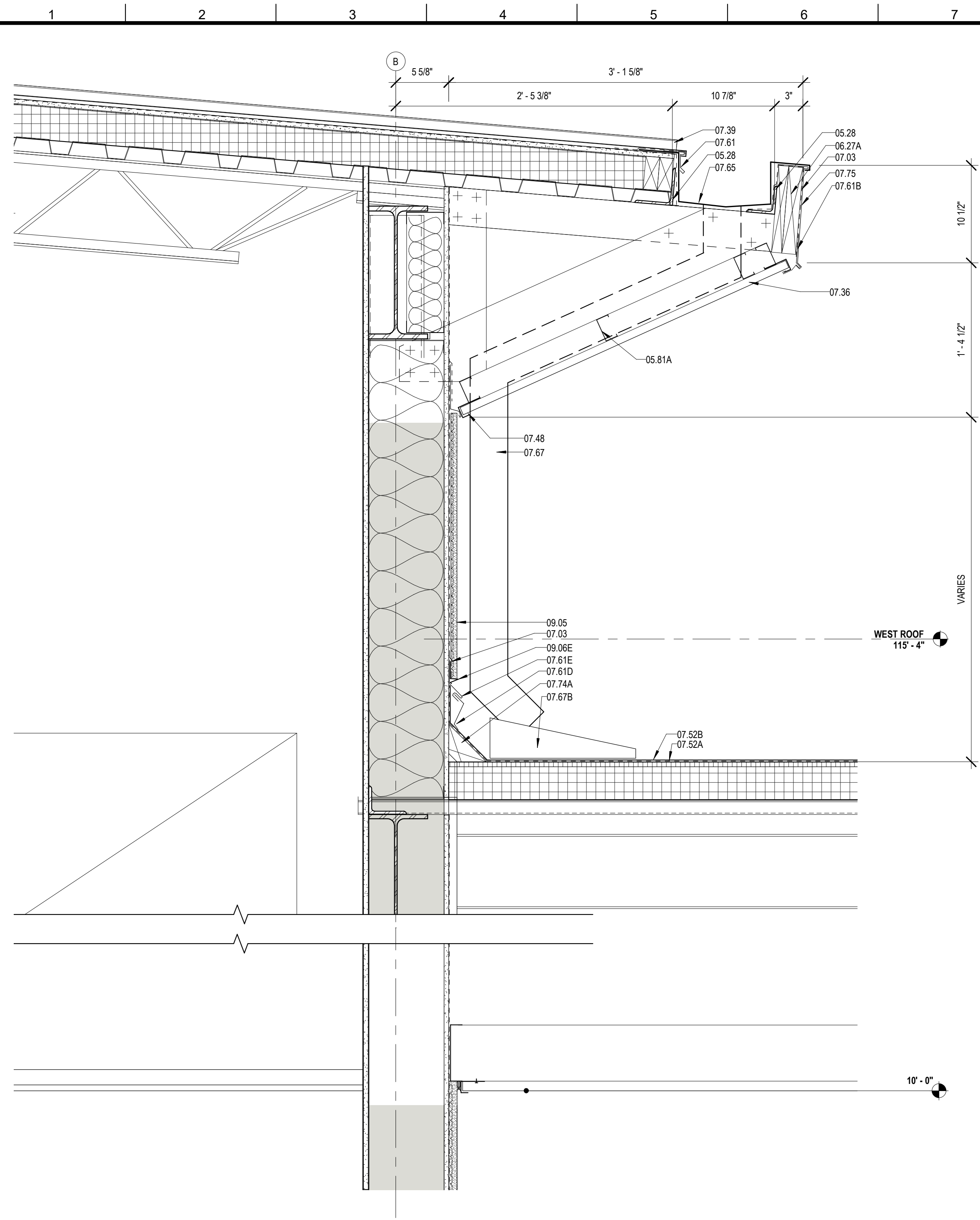
ST. BERNARD PARISH

100% CONSTRUCTION DOCUMENTS

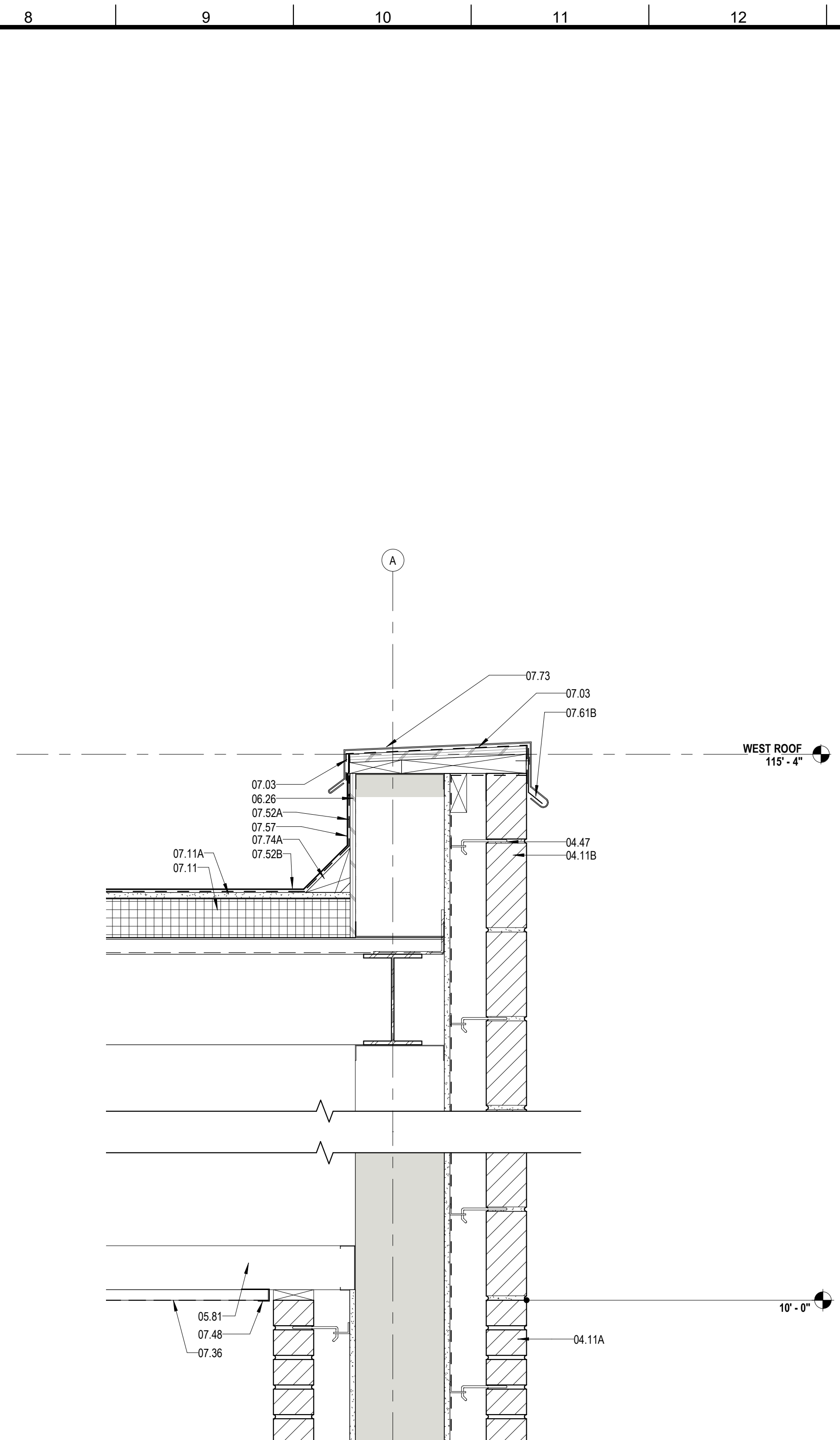
DESIGNED BY MBA/ABM CHECKED BY AM/PP
DRAWN BY MP/SC/ALB DATE 12.20.2021

SHEET TITLE
ENLARGED SECTION DETAILS

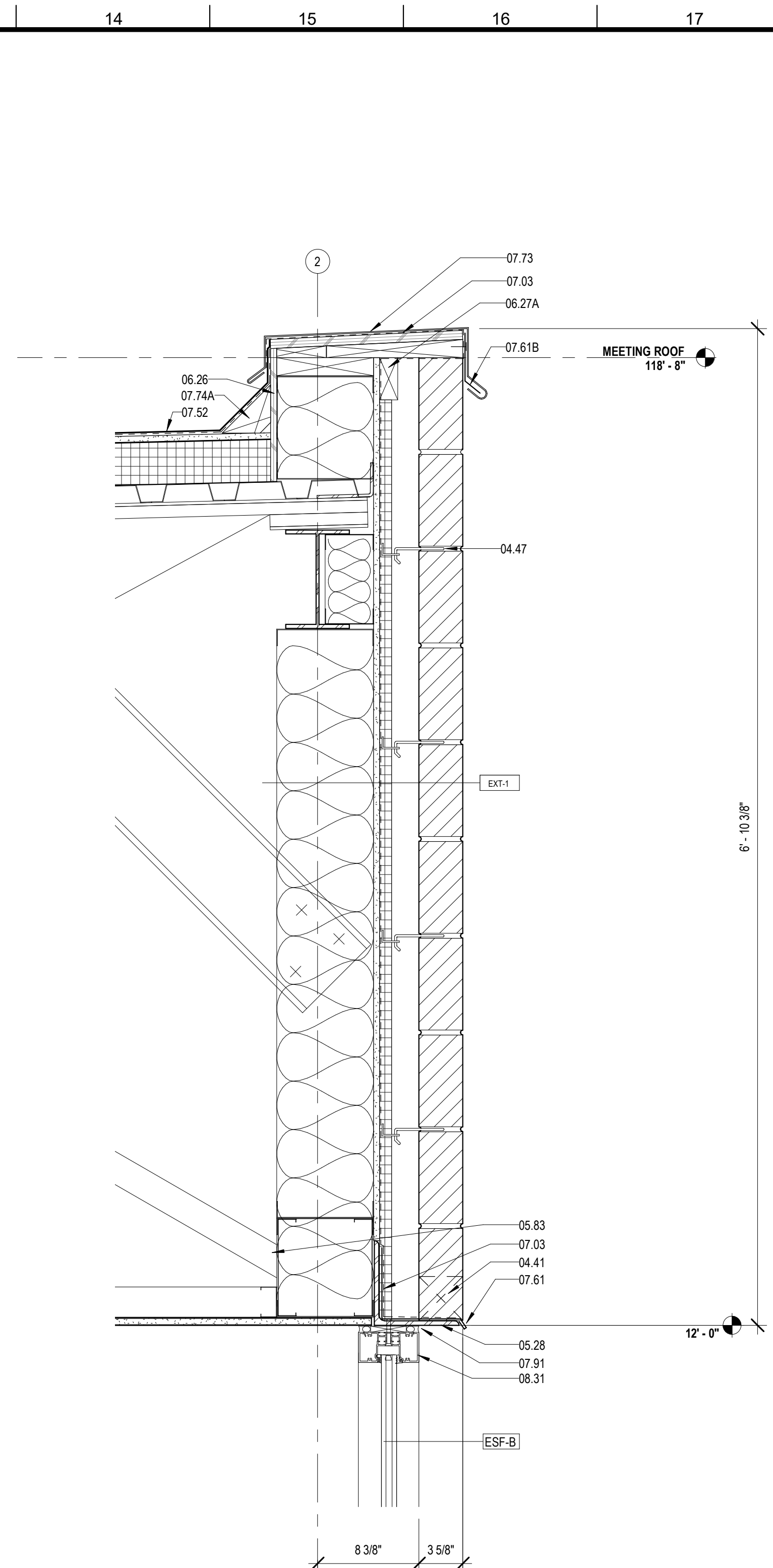
PROJECT NO. SHEET NO.
MBA - 11884 A421
ABM - 201813



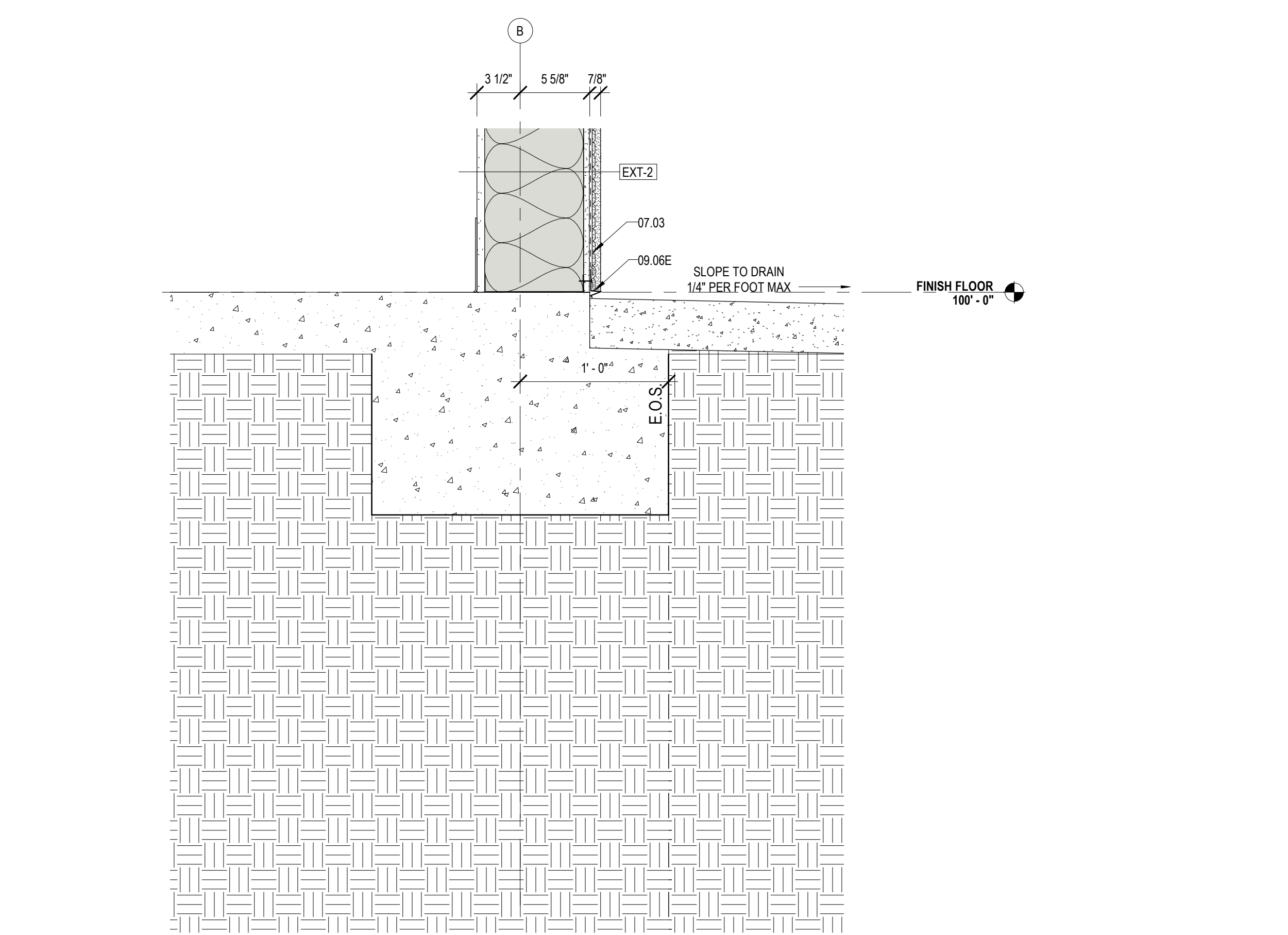
4 ROOF DETAIL @ HIGH ROOF ABOVE STAFF ENTRANCE
A422 1 1/2" = 1'-0"



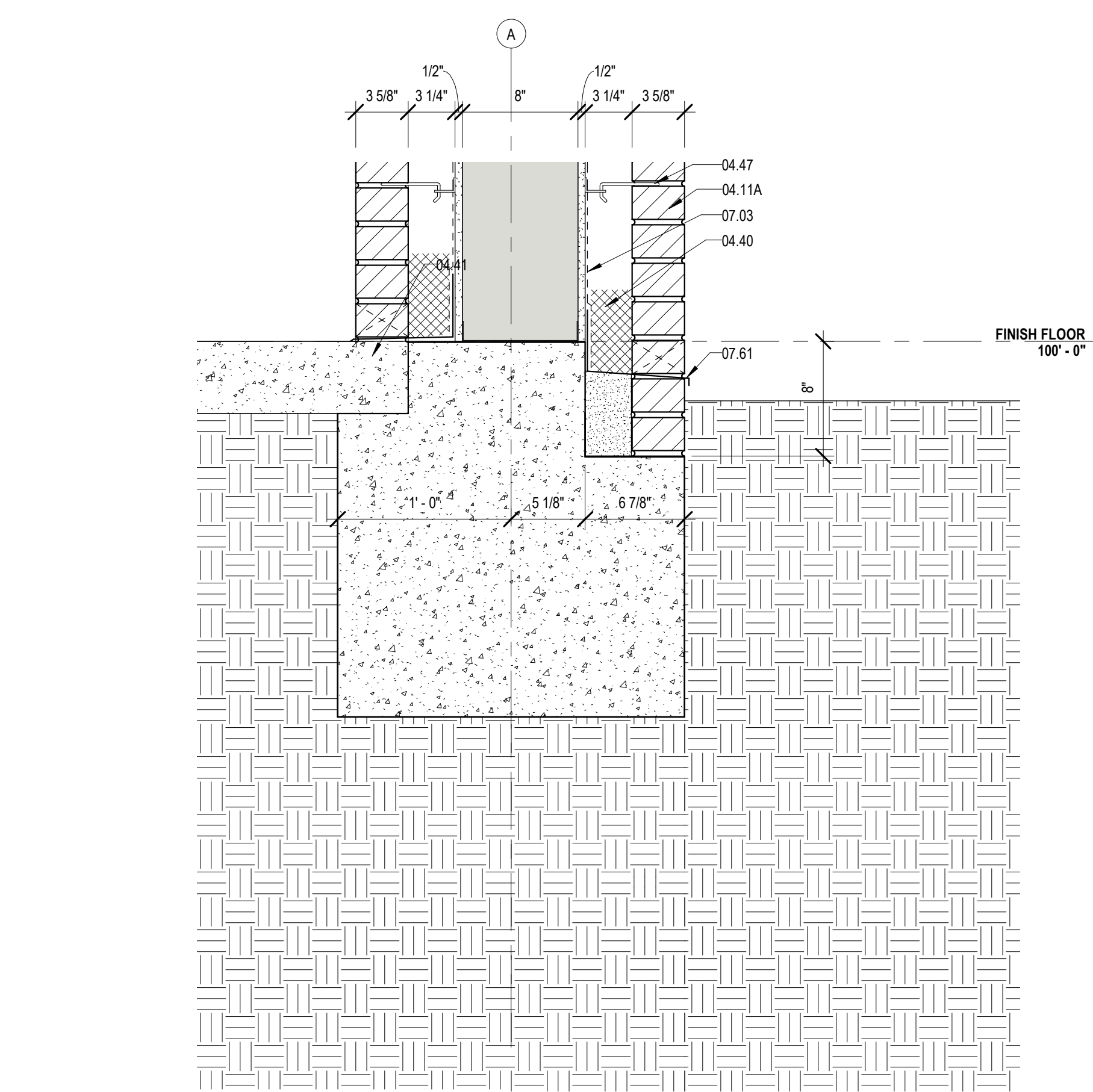
5 ROOF DETAIL @ STAFF ENTRANCE
A422 1 1/2" = 1'-0"



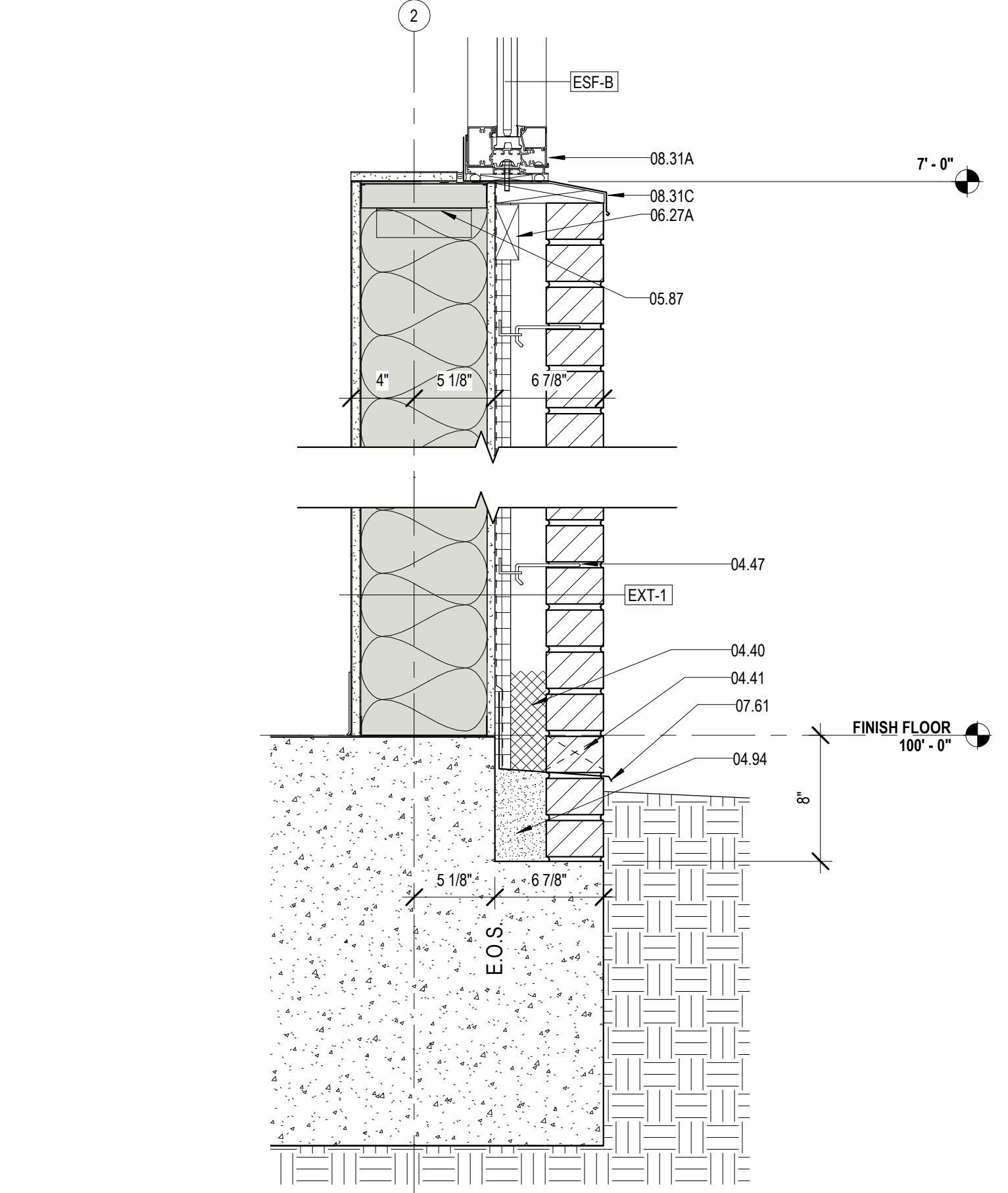
6 ROOF DETAIL @ BRICK & CURTAINWALL
A422 1 1/2" = 1'-0"



1 DETAIL @ WEST STUCCO WALL
A422 1 1/2" = 1'-0"



2 DETAIL @ STAFF ENTRANCE
A422 1 1/2" = 1'-0"




3 DETAIL @ BRICK WALL
A422 1 1/2" = 1'-0"

MATERIALS KEYING/ GENERAL NOTES

Key Value	Keynote Text
04.11A	FACE BRICK - RUNNING BOND (04 20 00)
04.11B	FACE BRICK - SOLDIER COURSES (04 20 00)
04.40	MORTAR CONTROL
04.41	WEEP HOLE AT 3\"/>

No.	Description	Date



Mathes Brierre + / **BM**
ARCHITECTS + ARCHITECTS
A JOINT VENTURE

201 St. Charles Avenue, Forty First Floor
New Orleans, Louisiana 70170-4100
Voice: 504-586-9303, Fax: 504-582-1305

300 Heymann Blvd.
Lafayette, Louisiana 70503
337.233.0614

PROJECT TITLE

ST. BERNARD PARISH PUBLIC LIBRARY

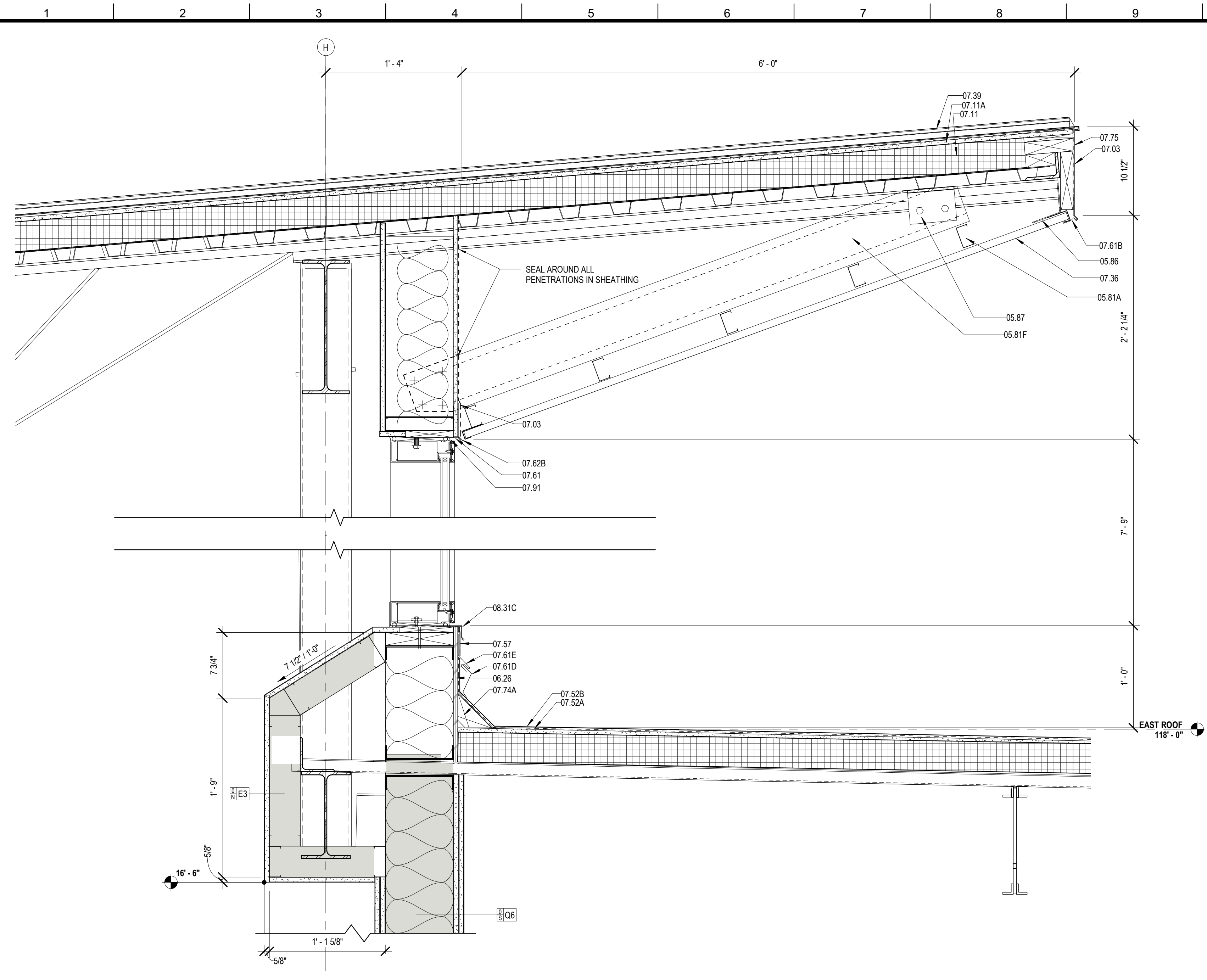
ST. BERNARD PARISH

100% CONSTRUCTION DOCUMENTS

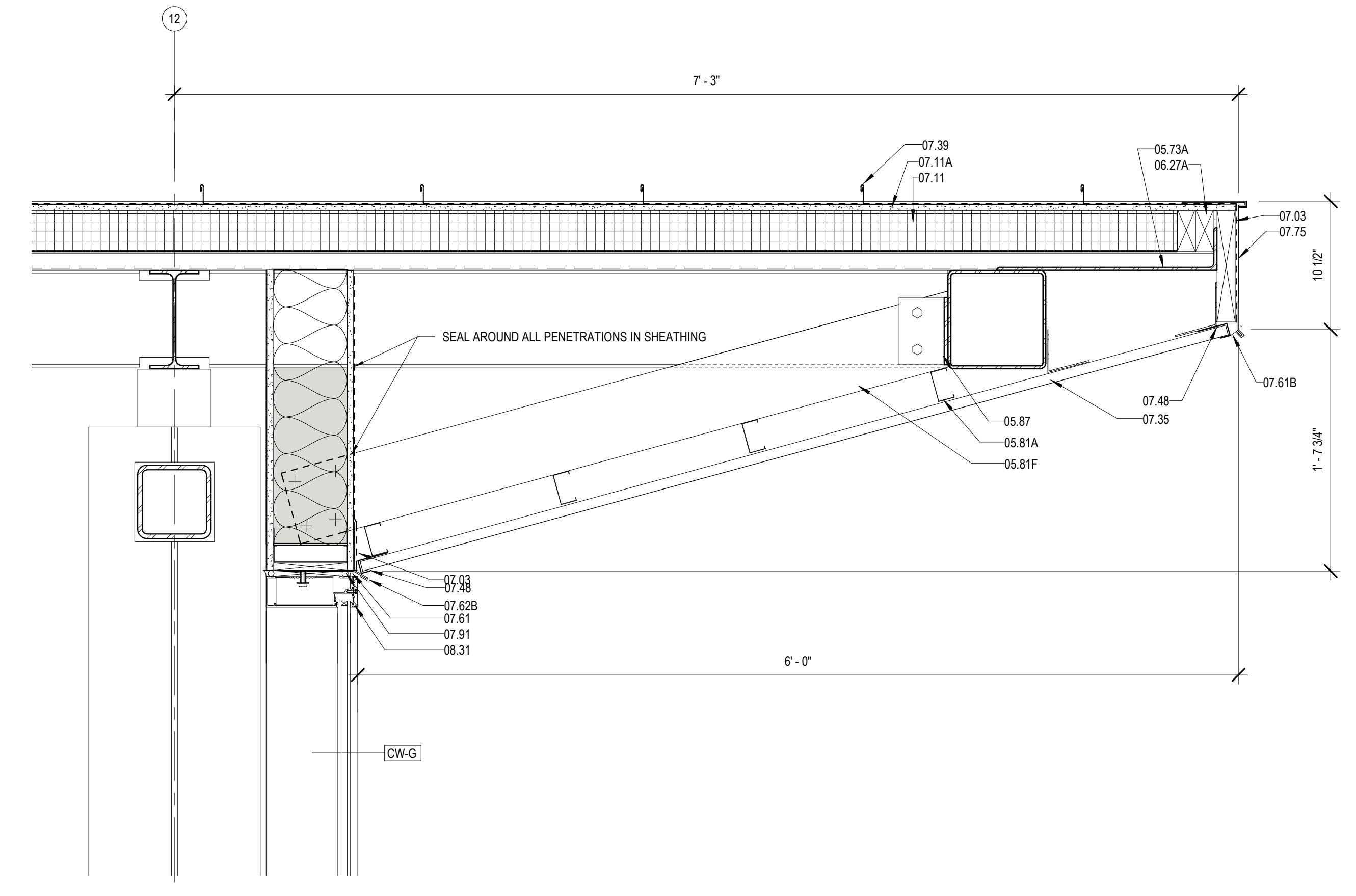
DESIGNED BY	MBA/ABM	CHECKED BY	AM/PP
DRAWN BY	MP/SC/ALB	DATE	12.20.2021

SHEET TITLE
ENLARGED SECTION DETAILS

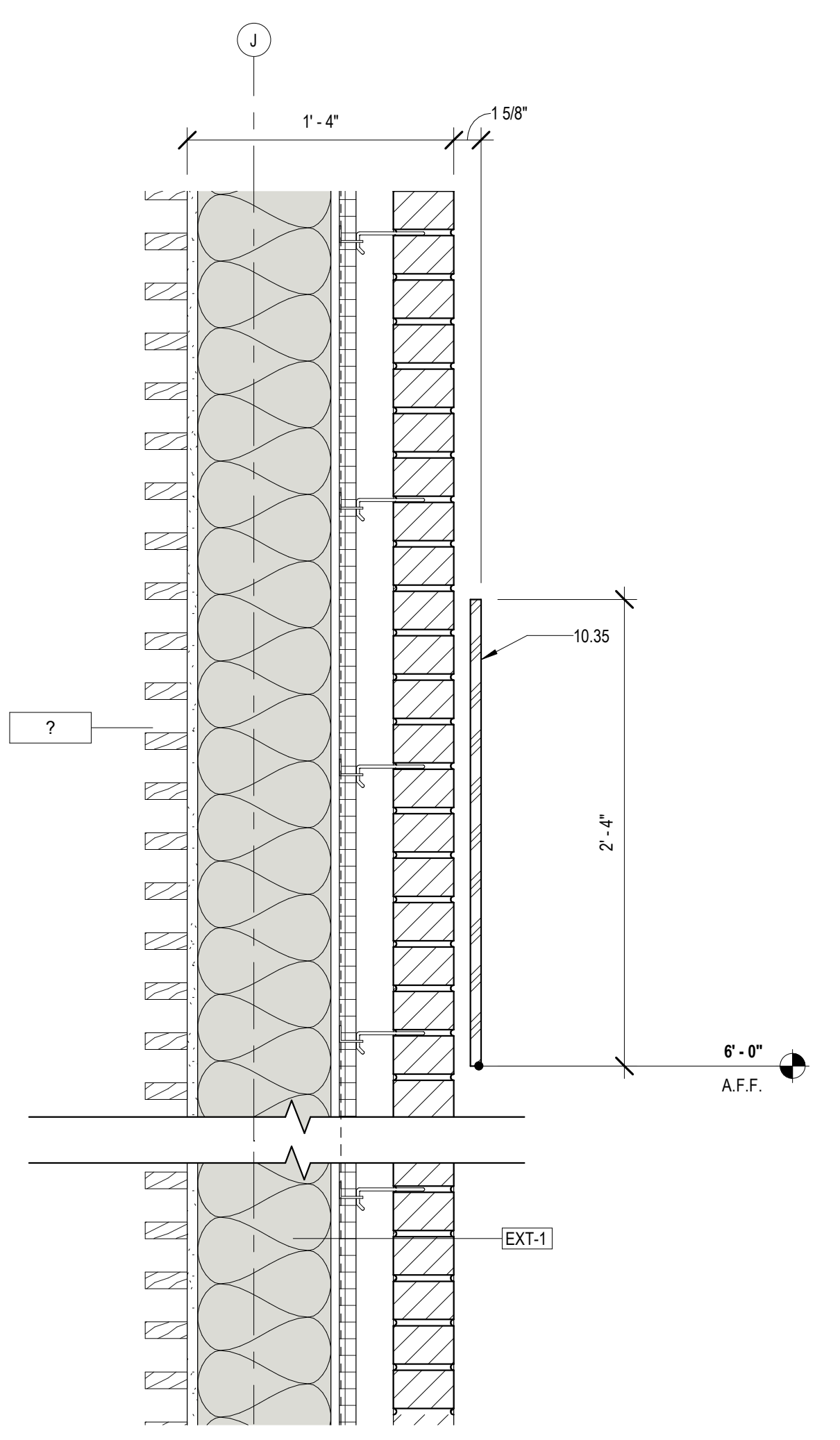
PROJECT NO.	MBA - 11884	SHEET NO.	A422
	ABM - 201813		



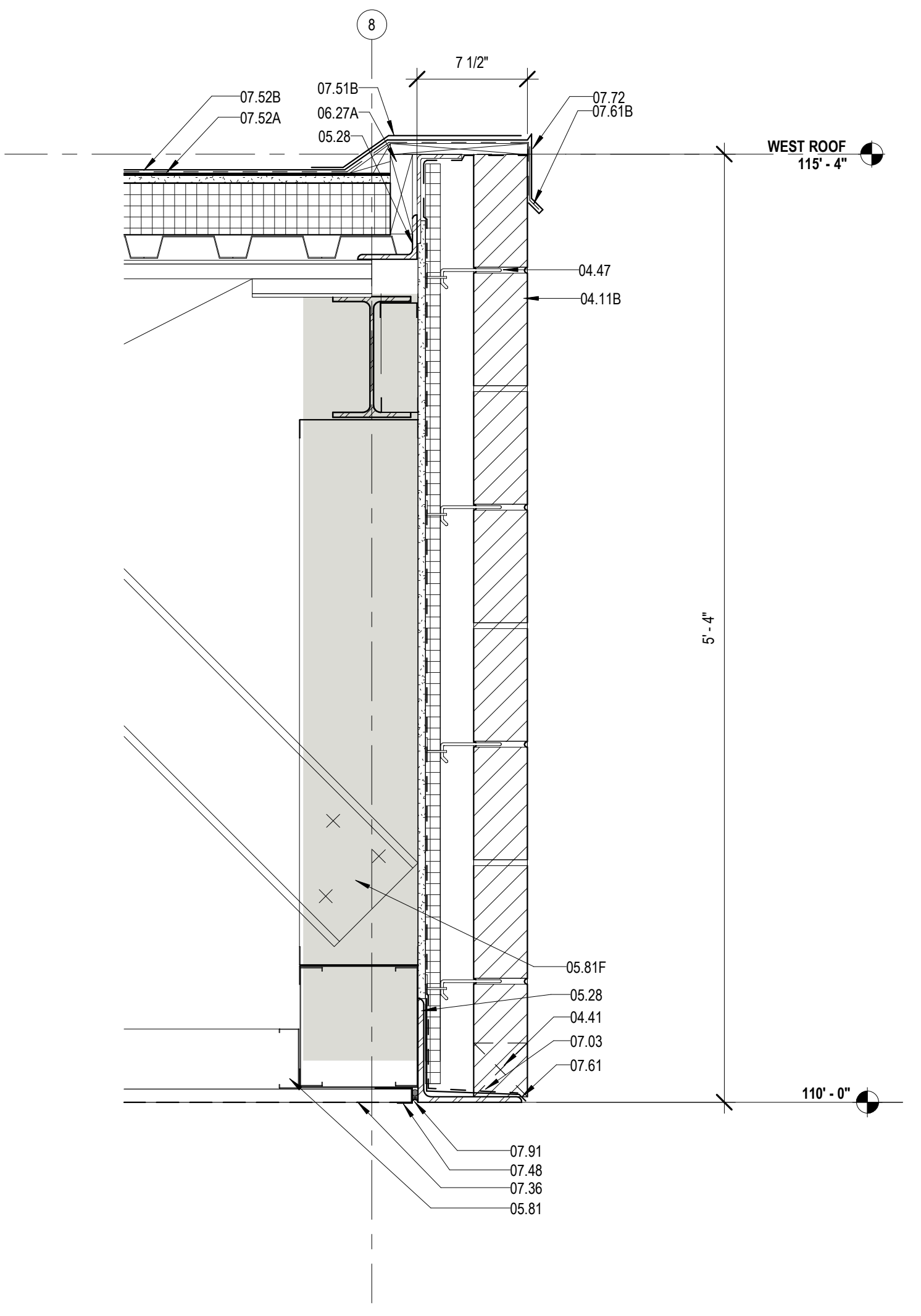
05 ROOF DETAIL @ EAST CLERESTORY
A423 1 1/2" = 1'-0"



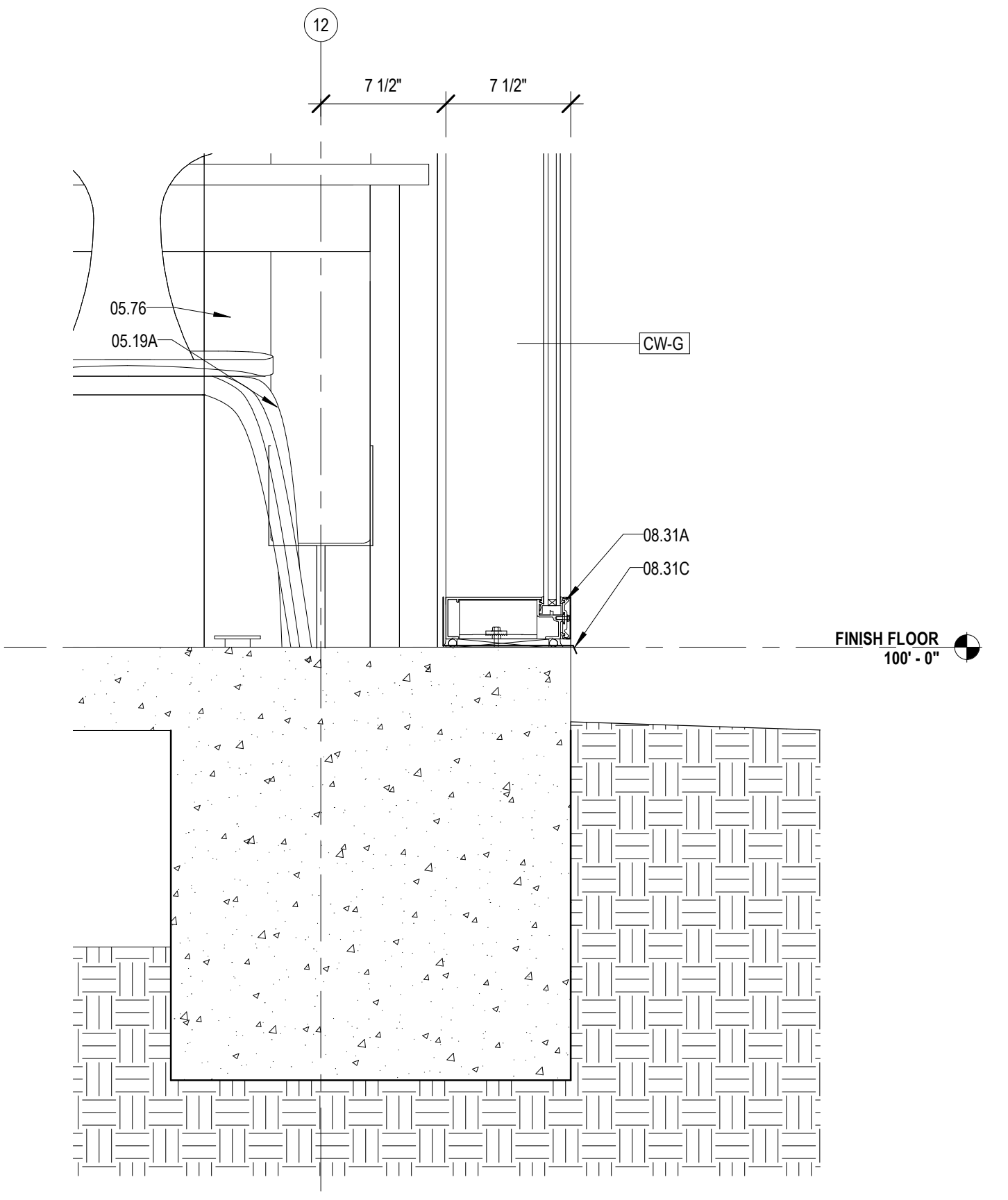
6 SOFFIT DETAIL @ NORTH CW
A423 1 1/2" = 1'-0"



1 MEETING ROOM WALL & BUILDING SIGN DETAIL
A423 1 1/2" = 1'-0"



2 DETAIL @ LOW WEST ROOF
A423 1 1/2" = 1'-0"




3 SILL DETAIL @ NORTH CW
A423 1 1/2" = 1'-0"

MATERIALS KEYING/ GENERAL NOTES

Key Value	Keynote Text
04.11B	FACE BRICK - SOLDIER COURSES (04 20 00)
04.41	WEEP HOLE AT 32" ON CENTER
04.47	MASONRY ANCHORS (04 20 00)
05.19A	STEEL TUBE - RE- STRUCTURAL
05.29	STEEL ANGLE - RE- STRUCTURAL (05 12 00)
05.73A	STEEL BENT PLATE (05 50 00)
05.76	ALUMINUM COLUMN COVER (1/8" THK)
05.81	COLD FORMED STEEL STUDS (05 40 00)
05.81A	2 1/2" STRUCTURAL STEEL STUDS AT 16" O.C.
05.81F	6" COLD FORMED STEEL KICKER AT 2' O.C.
05.86	COLD FORMED METAL ANGLE
05.87	CLIP ANGLE - CONNECT TO STRUCTURE
06.26	1/2" PLYWOOD SHEATHING
06.27A	TREATED WOOD BLOCKING
07.03	MEMBRANE WATERPROOFING (07 27 26)
07.11	RIGID ROOF INSULATION (3 1/2" THK) (07 51 00)
07.11A	COVERBOARD (1/2" THK) (07 51 00)
07.35	PREFORMED METAL SOFFIT PANELS (07 41 00)
07.36	PREFORMED PERFORATED METAL SOFFIT PANELS
07.39	STANDING SEAM METAL ROOF (07 41 00)
07.48	J CLOSURE
07.51B	STRIPPING (07 51 00)
07.52A	BASE PLY (07 51 00)
07.52B	MODIFIED BITUMEN MEMBRANE (07 51 00)
07.57	PARAPET TREATMENT (07 11 50)
07.61	METAL FLASHING
07.61B	CONTINUOUS 26 GA. GALVANIZED METAL CLEAT (07 60 00)
07.61D	METAL COUNTER FLASHING
07.61E	METAL FLASHING RECEIVER
07.62B	METAL DRIP CAP - CLIP TO WINDOW HEAD FLASHING
07.72	METAL ROOF EDGE (07 60 00)
07.74A	CANT (TREATED WOOD) (07 60 00)
07.75	METAL FASCIA - PTD. (07 60 00)
07.91	BACKER ROD & SEALANT
08.31	ALUMINUM FRAME (08 40 00)
08.31A	ALUMINUM SILL (08 40 00)
08.31C	ALUMINUM SILL FLASHING - DAM AT ENDS (08 40 00)
10.35	METAL LETTERS (DESCRIBE) (10 42 50)

No.	Description	Date



Mathes Brierre + Beazley Moliere
ARCHITECTS + ARCHITECTS
A JOINT VENTURE

201 St. Charles Avenue, Forty First Floor
New Orleans, Louisiana 70170-4100
Voice: 504.586.9303. Fax: 504.582.1305

300 Heymann Blvd.
Lafayette, Louisiana 70503
337.233.0614

PROJECT TITLE

ST. BERNARD PARISH PUBLIC LIBRARY

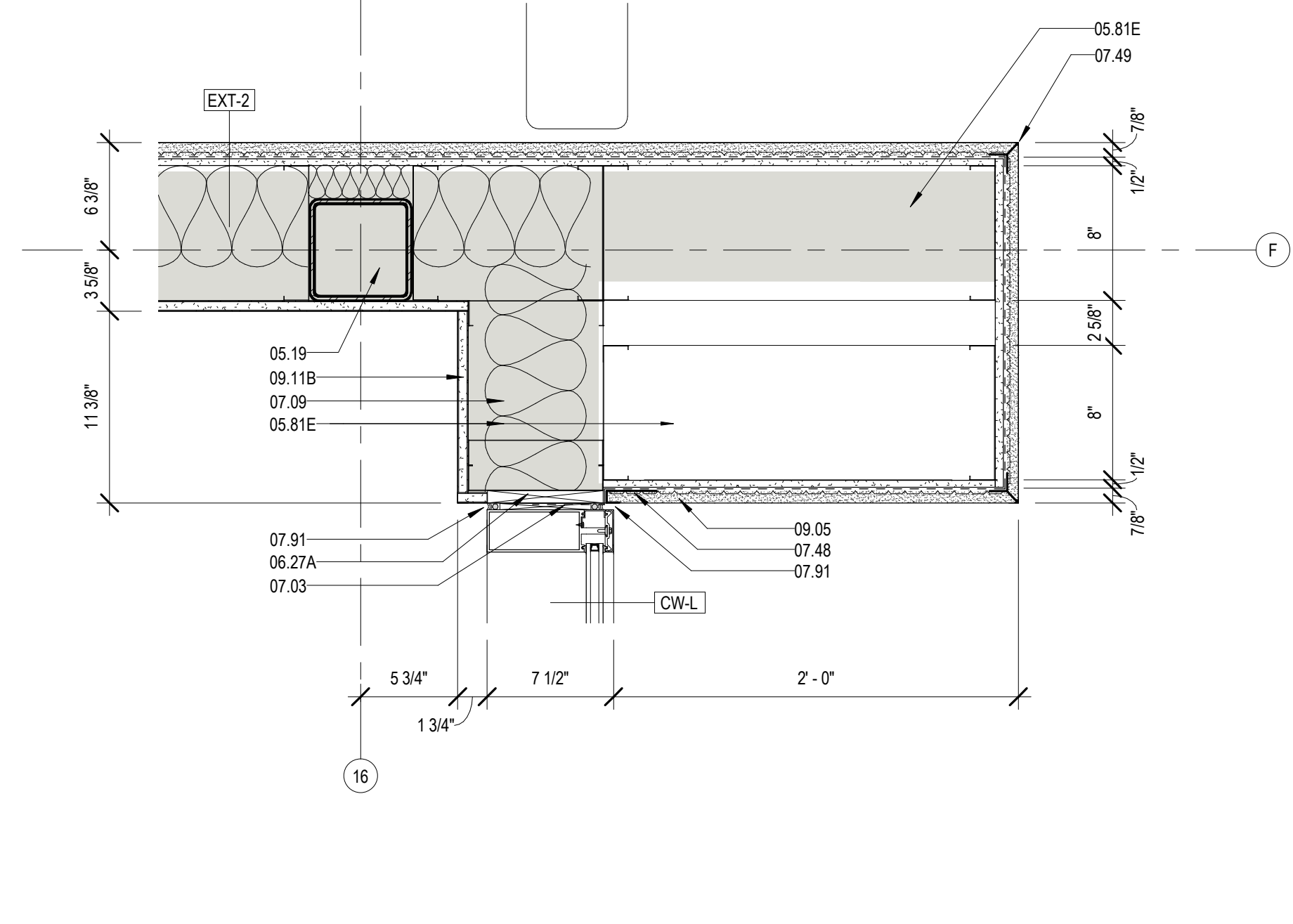
ST. BERNARD PARISH

100% CONSTRUCTION DOCUMENTS

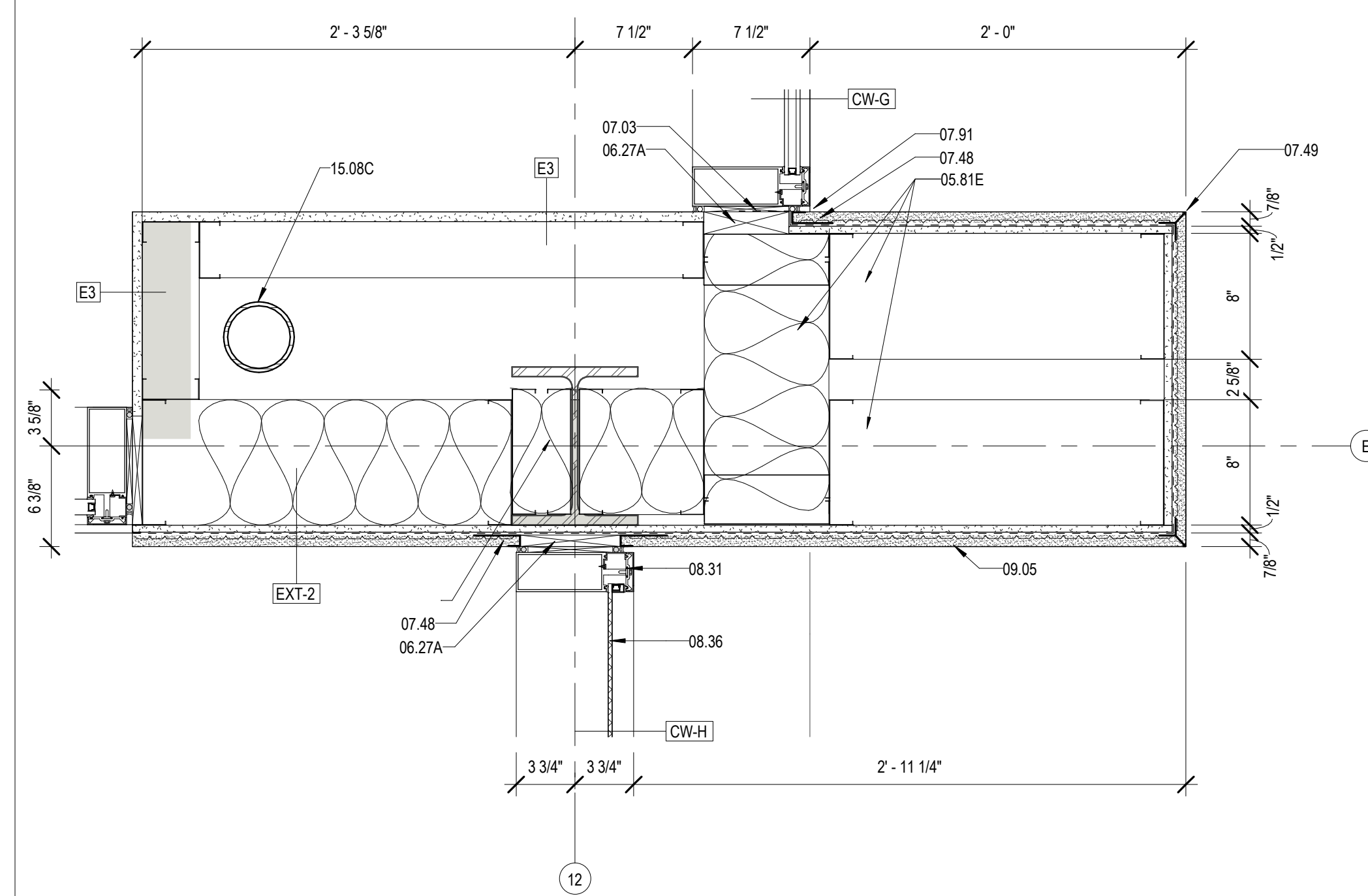
DESIGNED BY	MBA/ABM	CHECKED BY	AM/PP
DRAWN BY	MP/SC/ALB	DATE	12.20.2021

SHEET TITLE
ENLARGED SECTION DETAILS

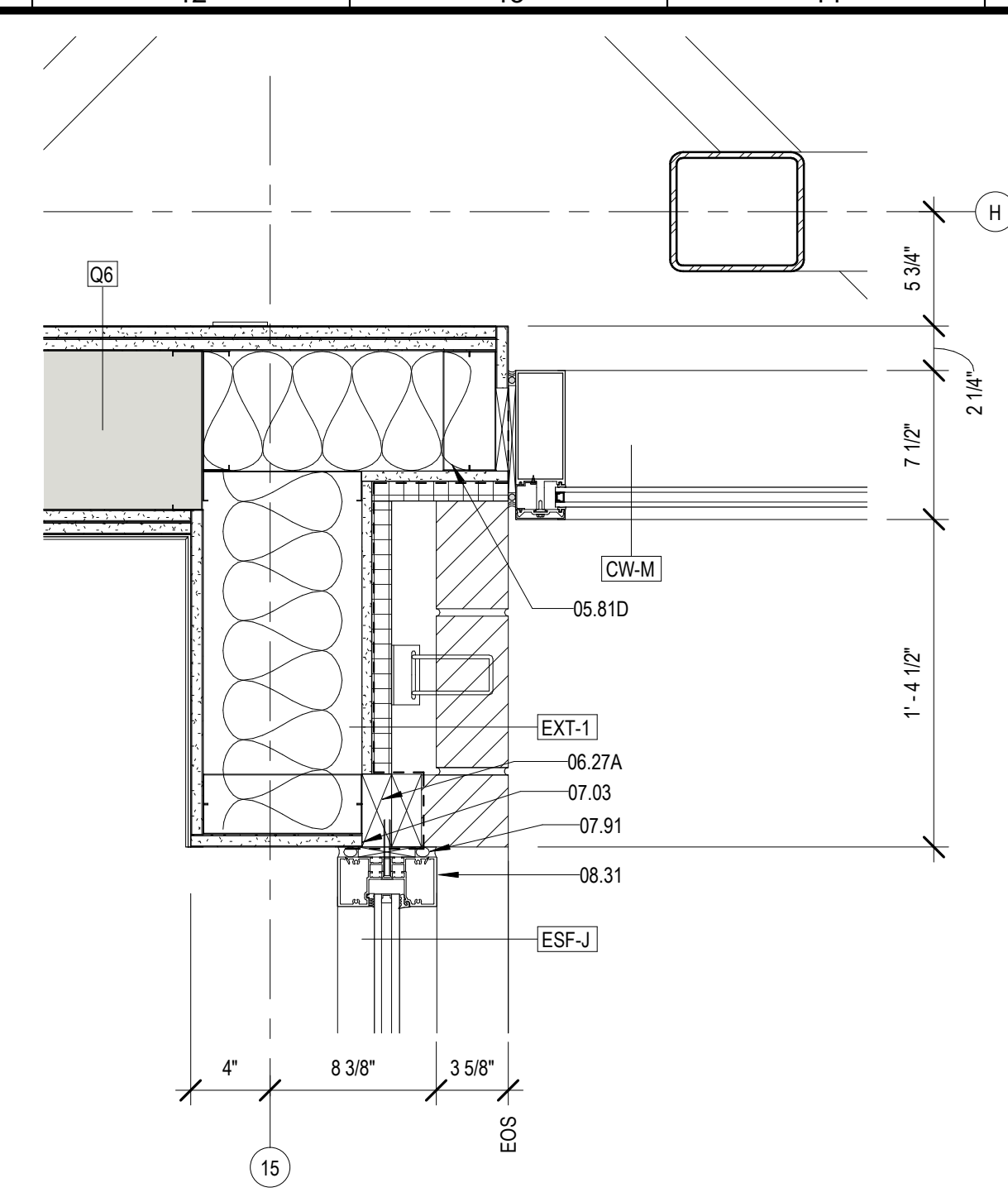
PROJECT NO.	MBA - 11884	SHEET NO.	A423
	ABM - 201813		



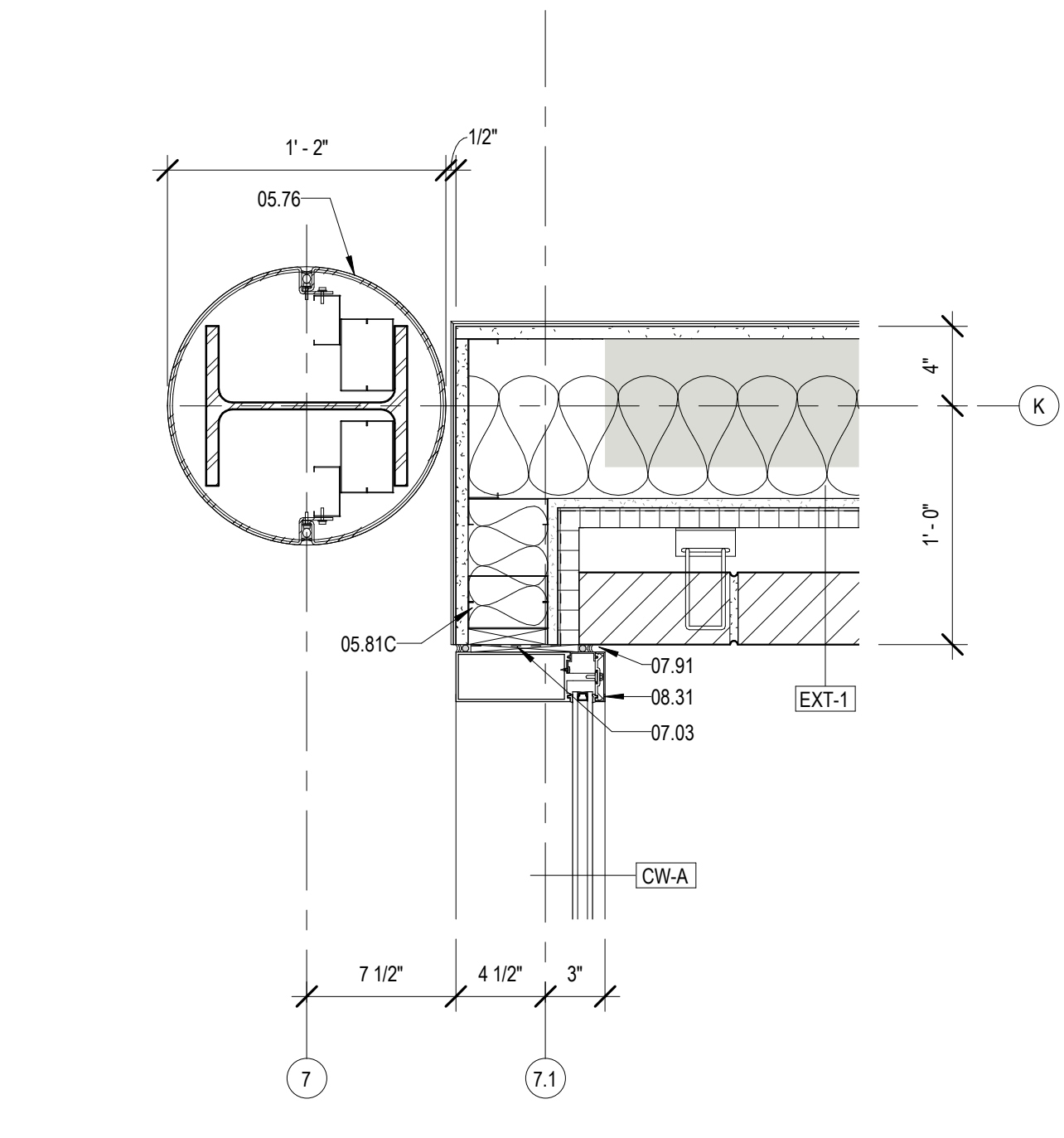
9 EXTERIOR WING WALL @ ADULT'S
A425 1 1/2" = 1'-0"



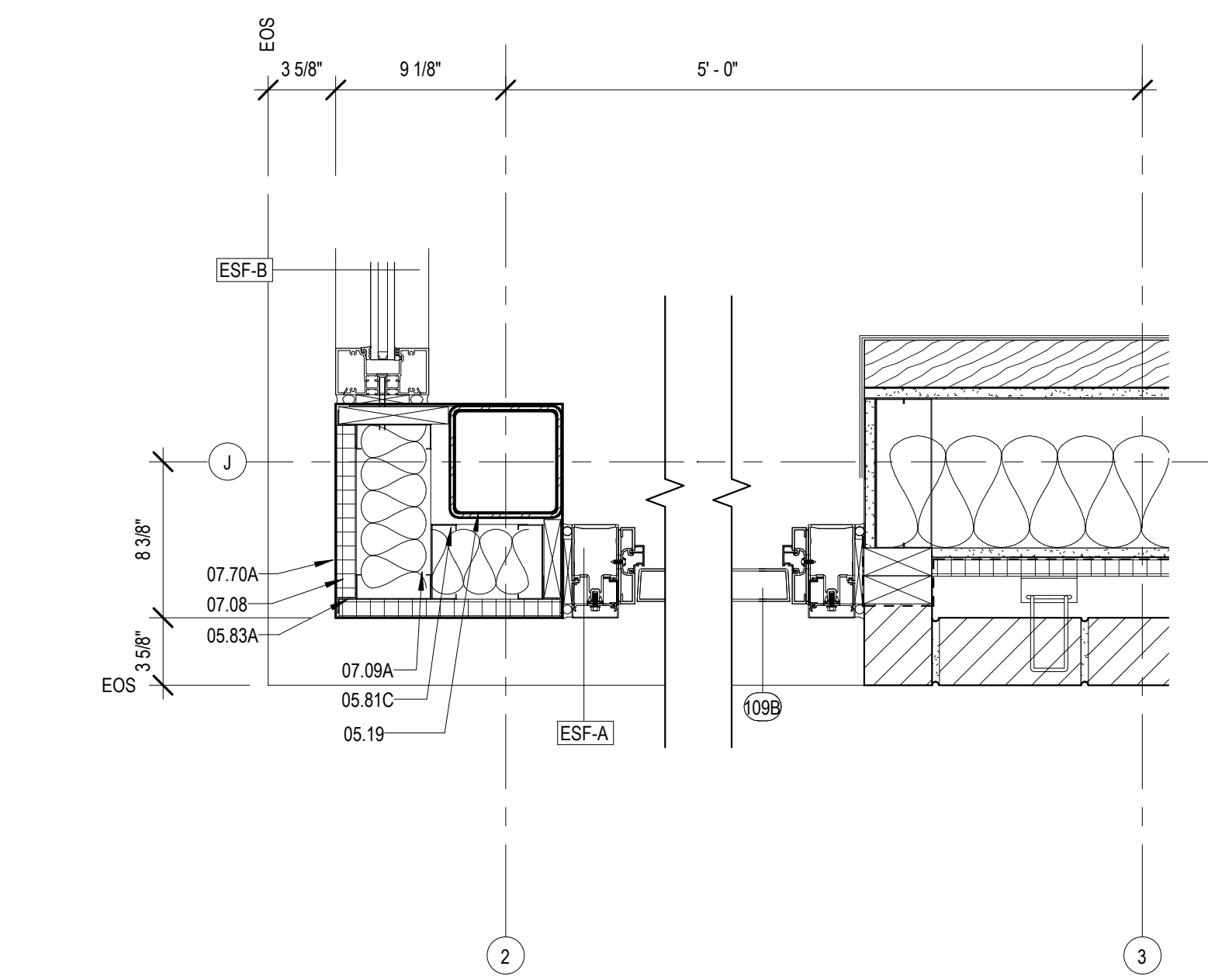
10 EXTERIOR WING WALL @ CHILDREN'S & PORCH
A425 1 1/2" = 1'-0"



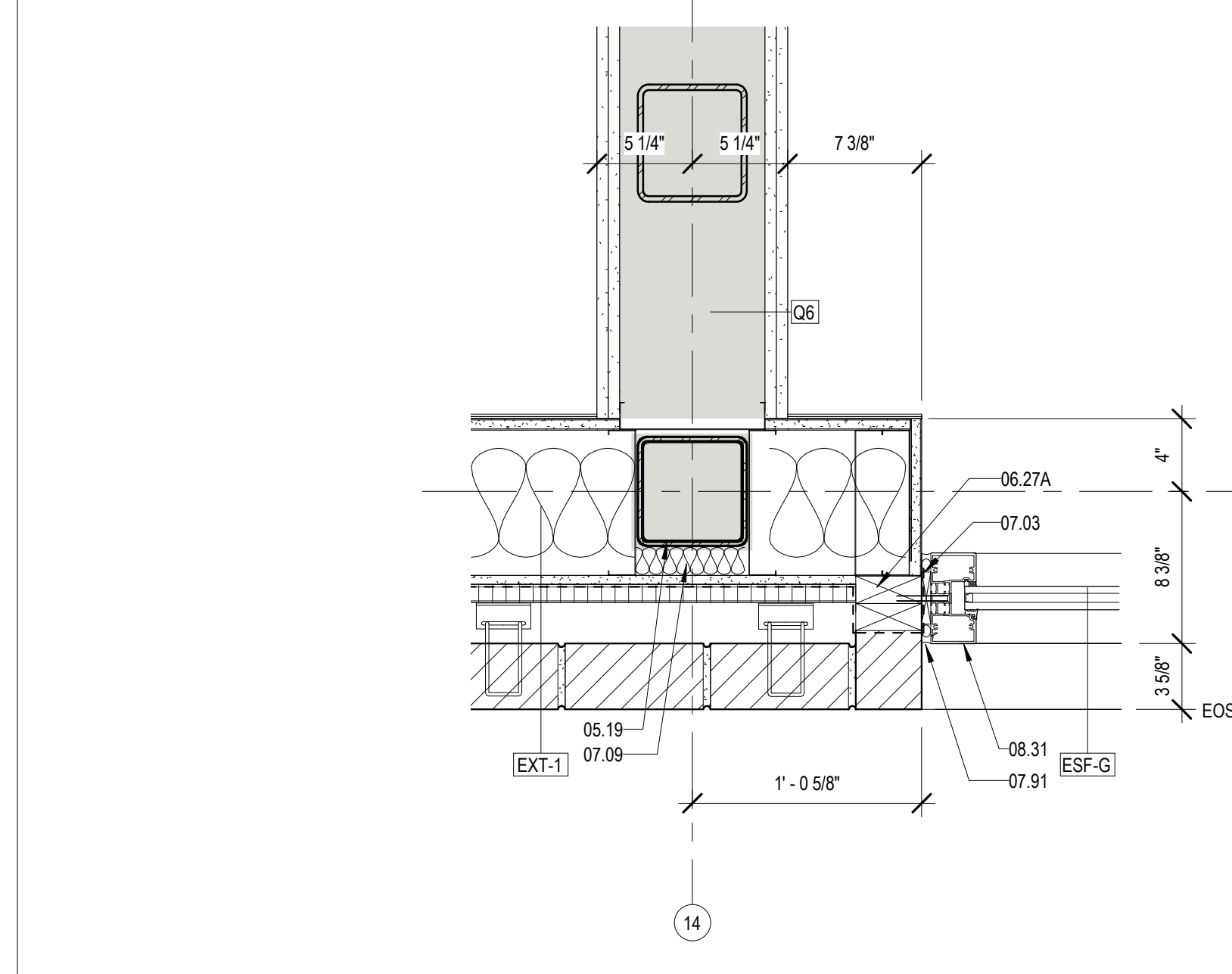
11 CW @ BRICK CORNER TRANSITION
A425 1 1/2" = 1'-0"



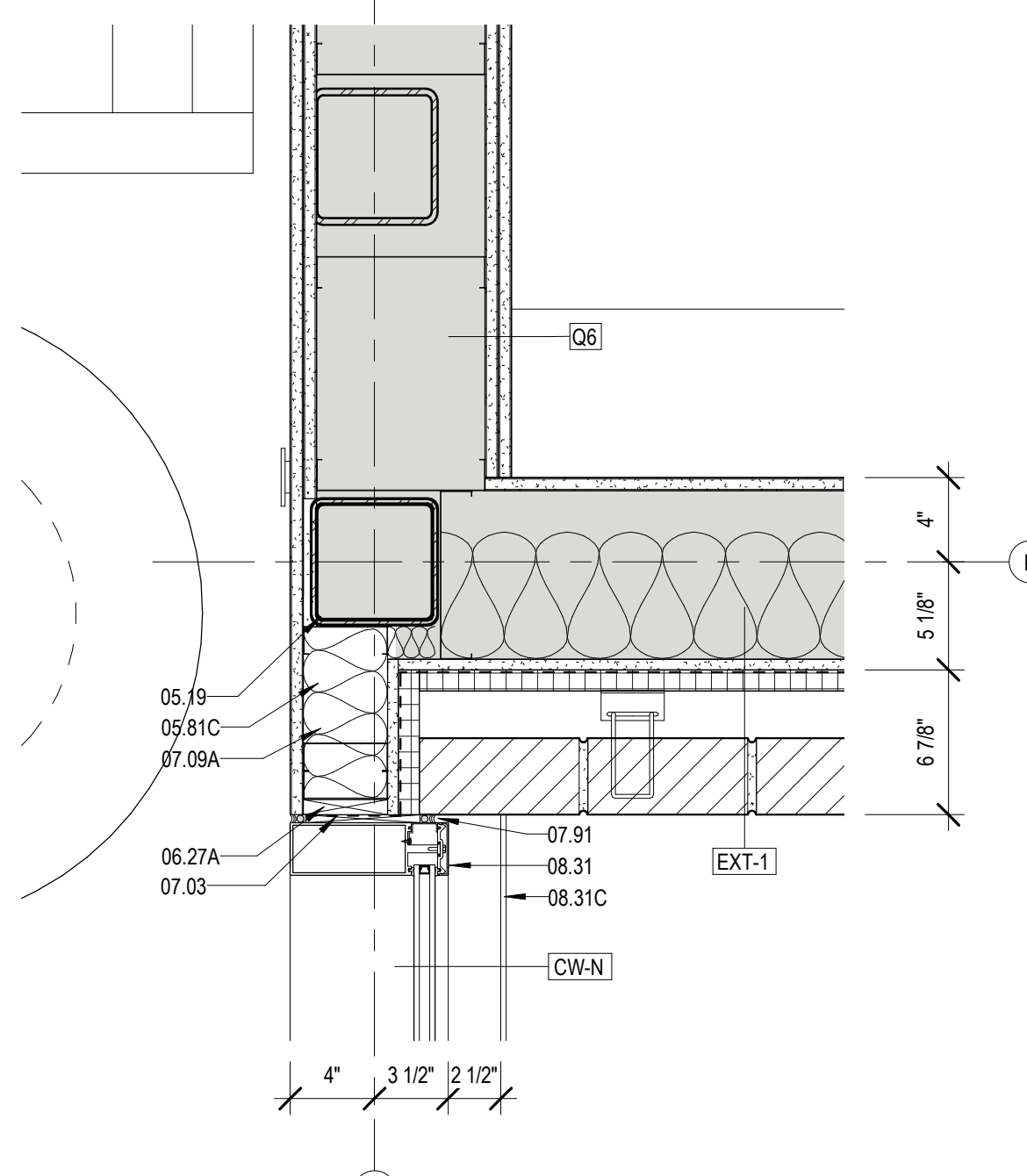
12 CORNER DTL @ COL K7
A425 1 1/2" = 1'-0"



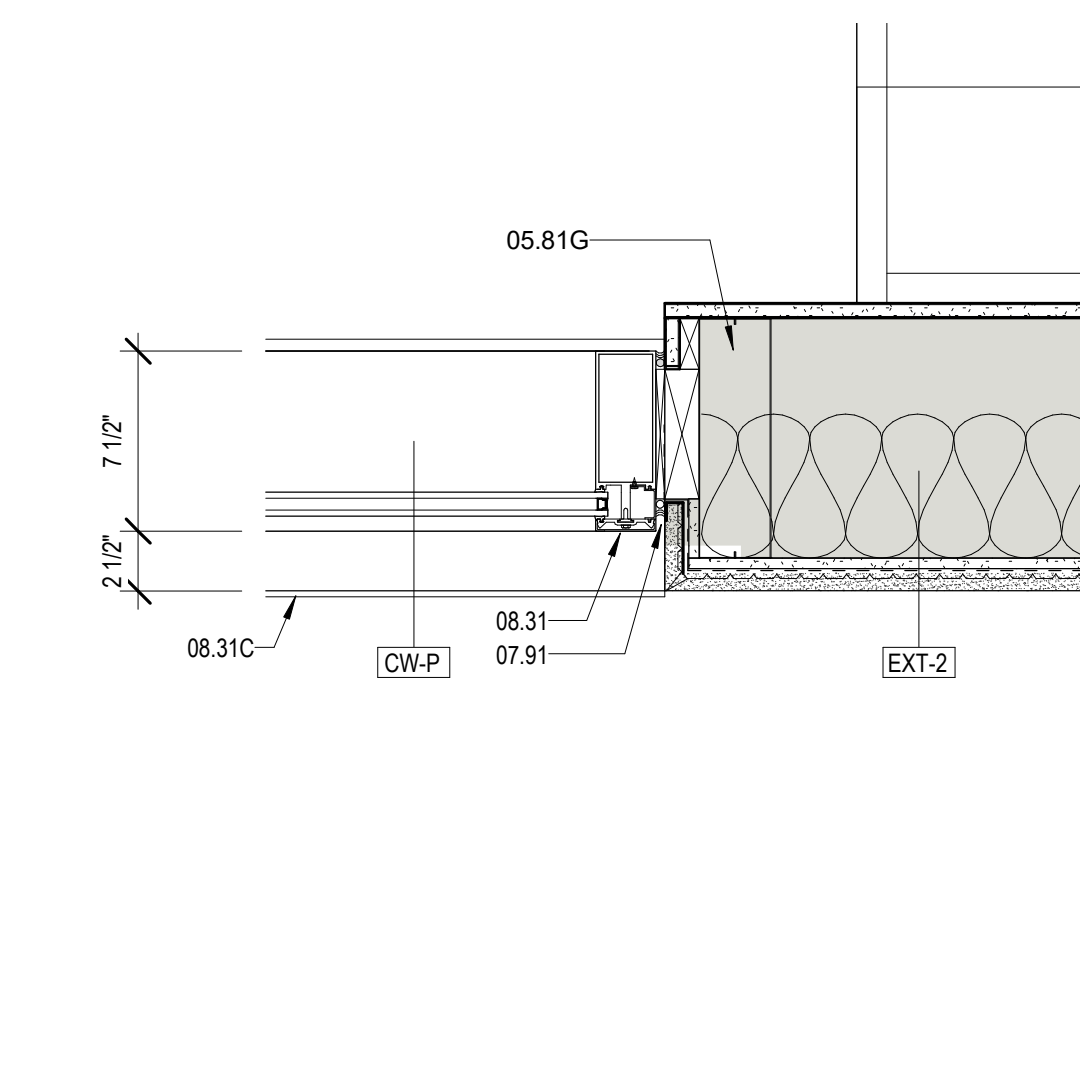
5 CORNER DTL @ DR 109B
A425 1 1/2" = 1'-0"



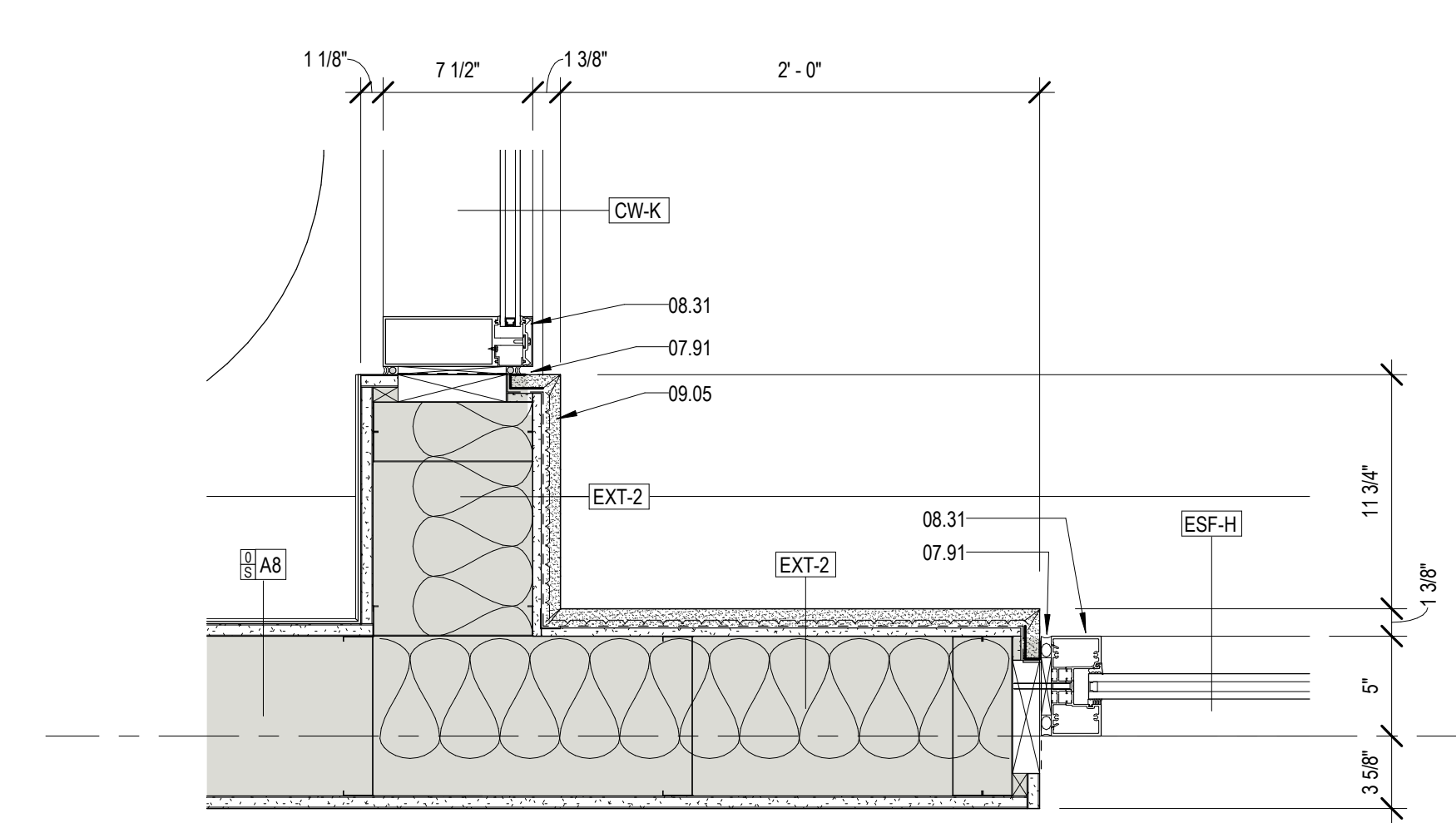
6 DETAIL @ BRICK & EXTERIOR STOREFRONT
A425 1 1/2" = 1'-0"



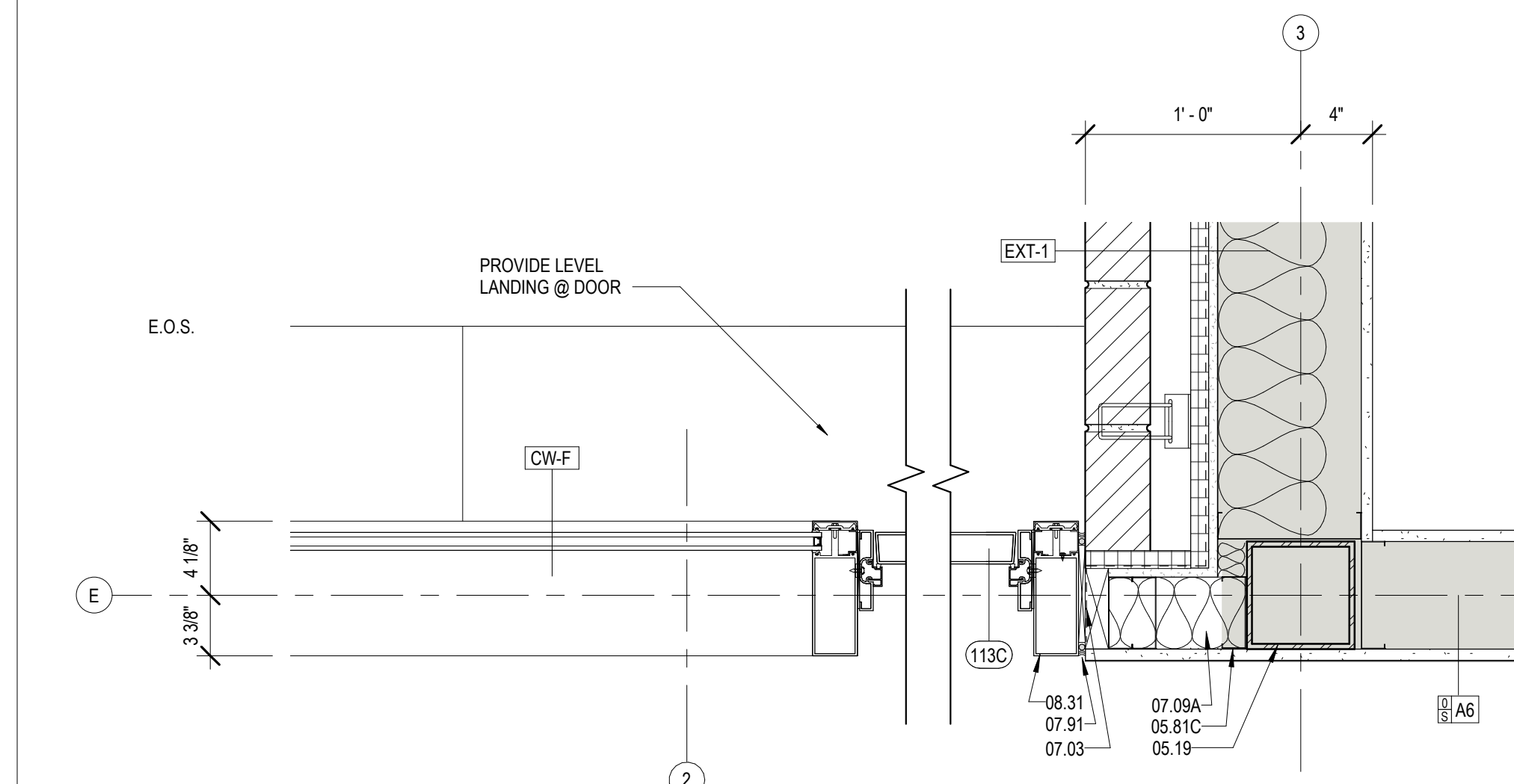
7 DETAIL @ TEEN AREA CORNER
A425 1 1/2" = 1'-0"



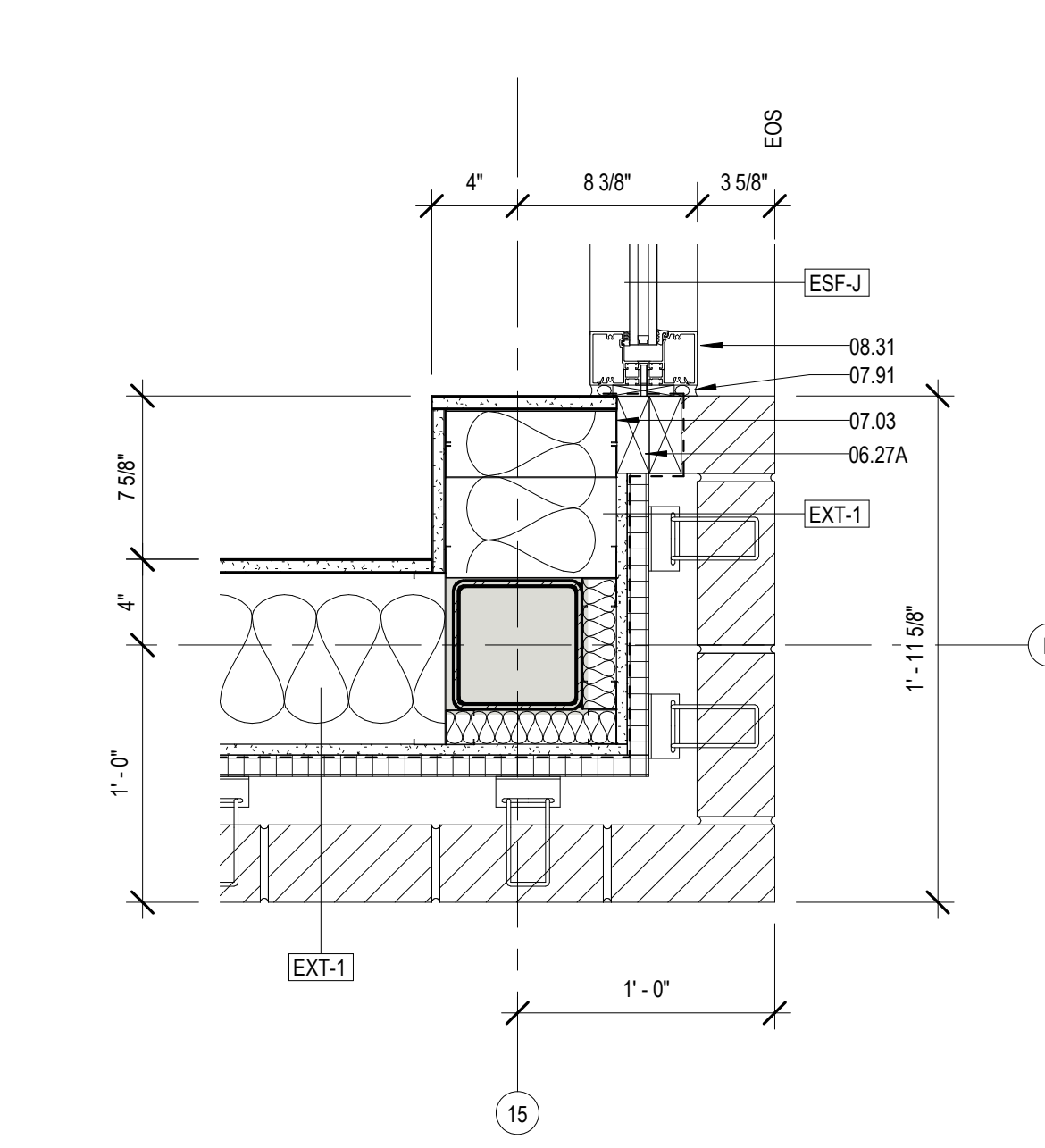
8 CW @ STUCCO
A425 1 1/2" = 1'-0"



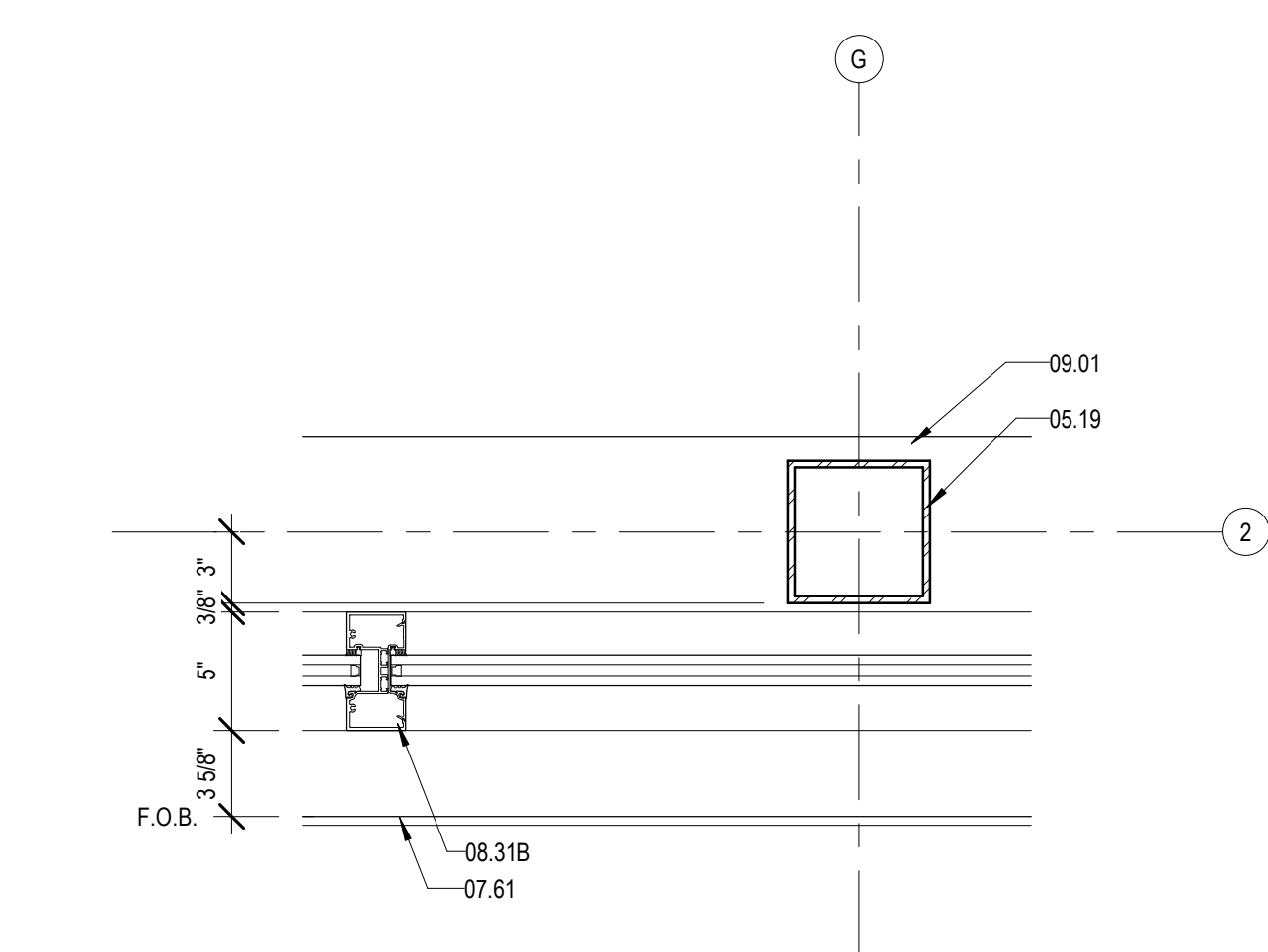
1 CW & SF @ COVERED PORCH
A425 1 1/2" = 1'-0"



2 CW DOOR & PERF. SCREEN @ BRICK
A425 1 1/2" = 1'-0"



3 DETAIL @ GRP STUDY CORNER
A425 1 1/2" = 1'-0"



4 PLAN DTL @ COL G2 (H2 SIM)
A425 1 1/2" = 1'-0"

MATERIALS KEYING/ GENERAL NOTES

Key Value	Keynote Text
05.19	TUBULAR STEEL COLUMN - RE: STRUCTURAL
05.76	ALUMINUM COLUMN COVER (1/8" THK)
05.81C	4" STRUCTURAL STEEL STUDS AT 16" O.C.
05.81D	6" STRUCTURAL STEEL STUDS AT 16" O.C.
05.81E	8" STRUCTURAL STEEL STUDS AT 16" O.C.
05.81G	10" STRUCTURAL STEEL STUDS AT 16" O.C.
05.83A	1" Z-FIRRING CHANNEL
06.27A	TREATED WOOD BLOCKING
07.03	MEMBRANE WATERPROOFING (07.27.00)
07.08	1" THICK RIGID WALL INSULATION (07.21.00)
07.09	BATT THERMAL INSULATION
07.09A	R-11 BATT INSULATION (3 1/2" THK) (07.21.00)
07.48	J-CLOSURE
07.49	CORNER KEY
07.61	METAL FLASHING
07.70A	BREAK METAL COVER - SIZE AS REQUIRED (07.60.00)
07.91	BACKER ROD & SEALANT
08.31	ALUMINUM FRAME (08.40.00)
08.31B	ALUMINUM MULLION (08.40.00)
08.31C	ALUMINUM SILL FLASHING - DAM AT ENDS (08.40.00)
08.36	INSECT SCREEN INFILL PANEL
09.01	RE: SCHEDULE FOR FINISHES
09.05	STUCCO ON METAL LATH (09.22.00)
09.11B	GYPSUM BOARD (5/8" THICK) ADDITIONAL LAYERS WHERE SHOWN
15.08C	ROOF DRAIN LEADER - RE: MECHANICAL (15.14.00)

No.	Description	Date

KEY PLAN

Mathes Brierre + /BM
ARCHITECTS ARCHITECTS BEAZLEYMOLIERE
A JOINT VENTURE

201 St. Charles Avenue, Forty First Floor
New Orleans, Louisiana 70170-4100
Voice: 504.586.9303 Fax: 504.582.1305

300 Heymann Blvd.
Lafayette, Louisiana 70503
337.233.0614

PROJECT TITLE

ST. BERNARD PARISH PUBLIC LIBRARY

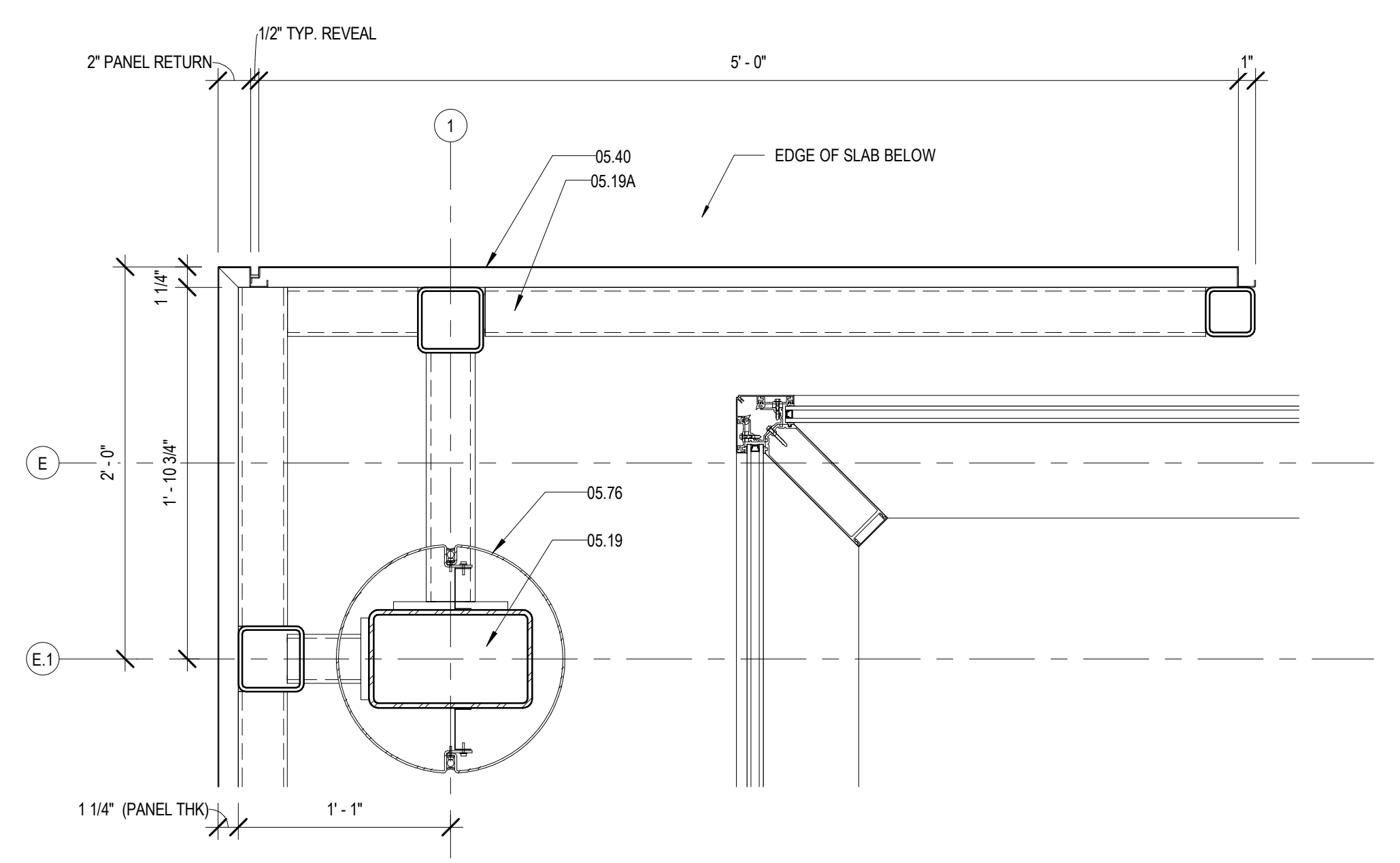
ST. BERNARD PARISH

100% CONSTRUCTION DOCUMENTS

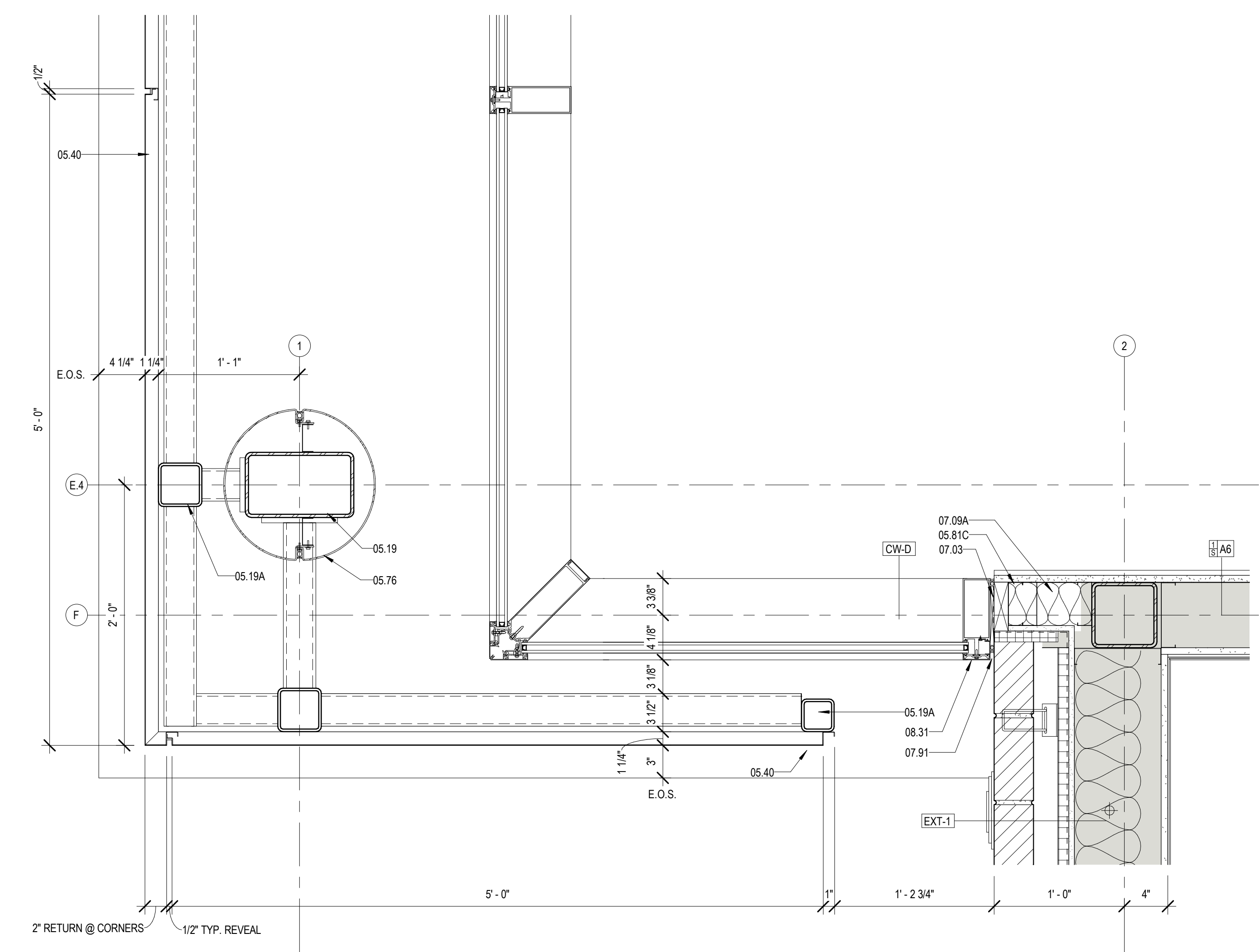
DESIGNED BY	MBA/ABM	CHECKED BY	AM/PP
DRAWN BY	MP/SC/ALB	DATE	12.20.2021
SHEET TITLE			
EXTERIOR PLAN DETAILS			
PROJECT NO.	MBA - 11884	SHEET NO.	A425
ABM - 201813			

U
T
S
R
Q
P
N
M
L
K
J
H
G
F
E
D
C
B
A

1 2 3 4 5 6 7 8 9 10 11 12 13 14 15 16 17 18



1 DETAIL @ PERF. SCREEN CORNER
A426 1 1/2" = 1'-0"




2 CW & PERF. SCREEN @ BRICK
A426 1 1/2" = 1'-0"

MATERIALS KEYING/ GENERAL NOTES

Keynote Legend	
Key Value	Keynote Text
05.19	TUBULAR STEEL COLUMN - RE. STRUCTURAL
05.19A	STEEL TUBE - RE. STRUCTURAL
05.40	PERFORATED STEEL SCREEN (05.70.00)
05.76	ALUMINUM COLUMN COVER (1/8" THK)
05.81C	4" STRUCTURAL STEEL STUDS AT 16" O.C.
07.03	MEMBRANE WATERPROOFING (07.27.26)
07.09A	R-11 BATT INSULATION (3 1/2" THK) (07.21.00)
07.91	BACKER ROD & SEALANT
08.31	ALUMINUM FRAME (08.40.00)

No.	Description	Date



Mathes Brierre + **BM**
ARCHITECTS ARCHITECTS BEAZLEY MOЛИERE
A JOINT VENTURE

201 St. Charles Avenue, Forty First Floor
New Orleans, Louisiana 70170-4100
Voice: 504.586.9303 Fax: 504.582.1305

300 Heymann Blvd.
Lafayette, Louisiana 70503
337.233.0614

PROJECT TITLE

**ST. BERNARD
PARISH PUBLIC
LIBRARY**

ST. BERNARD PARISH

100% CONSTRUCTION DOCUMENTS

DESIGNED BY	MBA/ABM	CHECKED BY	AM/PP
DRAWN BY	MP/SC/ALB	DATE	12.20.2021

SHEET TITLE

EXTERIOR PLAN DETAILS

PROJECT NO.	MBA - 11884	SHEET NO.	A426
	ABM - 201813		

1 2 3 4 5 6 7 8 9 10 11 12 13 14 15 16 17 18

U
T
S
R
Q
P
N
M
L
K
J
H
G
F
E
D
C
B
A

FINISH SCHEDULE										
ROOM NUMBER	ROOM NAME	FLOOR	BASE	CEILING	WALLS				MILLWORK	REMARKS
					PLAN N (NOT TRUE N)	PLAN S (NOT TRUE S)	PLAN E (NOT TRUE E)	PLAN W (NOT TRUE W)		
FINISH FLOOR										
101	LOBBY	TL-1	RB-1	C-1, C-2, EXPOSED (PTD. PT-8)	PT-1	PT-1	PT-1, PT-4 REF ELEVATION	PT-1, PT-3, REFER TO ELEVATION		
102	CORRIDOR 1	TL-1	RB-1	C-2	PT-1	PT-1	PT-1	PT-1		
103	FAMILY RR	TL-2	-	C-3	TL-3, PT-2	TL-3, PT-2	TL-3, PT-2	TL-3, PT-2	QZ-2, PL-1	
104	MENS	TL-2	TB-1	C-3, PT-9	TL-3, PT-2	TL-3, PT-2	TL-3, PT-2, TL-4	TL-3, PT-2, TL-4	QZ-2, PL-1	
105	HVAC 1A	SC-1	RB-2	EXPOSED	PT-1	PT-1	PT-1	PT-1		
106	JAN.	SC-1	RB-2	C-3	PT-1	PT-1	PT-1	PT-1		
107	WOMENS	TL-2	TB-1	C-3	TL-3, PT-2	TL-3, PT-2	TL-4, PT-2	TL-3, PT-2	QZ-2, PL-1	
108	KITCHENETTE	TL-2	TB-1	C-3	PT-1	PT-1	PT-1	PT-1	QZ-1, PL-1	
109	MEETING ROOM	CPT-1	RB-1	C-2, C-4 (PTD. PT-9)	PT-1	PT-1	PT-3, WP-1	PT-1		
110	HVAC 1	SC-1	RB-2	EXPOSED	PT-1	PT-1	PT-1	PT-1		
111	MEETING STORAGE	LVT-1	RB-2	C-3	PT-1	PT-1	PT-1	PT-1		
112	BOARD / CONFERENCE ROOM	CPT-1	RB-1	C-2	PT-1	PT-1	PT-1	PT-4		
113	MULTI PURPOSE ROOM	CPT-1	RB-1	C-1, BF-1, EXPOSED (PTD. PT-8)	PT-1	PT-1	PT-1, WC-1	PT-1		
114	AV & ELEC. CLOSET	SC-1	RB-2	C-3	PT-1	PT-1	PT-1	PT-1		
115	EXHIBIT, NEW BOOKS, ADULT AV, SEATING	TL-1, CPT-1	RB-1	C-1, C-4 (PTD. PT-8), EXPOSED	PT-1, PT-4, REFER TO ELEVATION	PT-1	PT-1	PT-1	WP-1, QZ-1	
116	STAFF WORKROOM	CPT-1	RB-2	C-3	PT-1	PT-1	PT-1	PT-1		
117	DATA	SC-1	RB-2	C-3	PT-1	PT-1	PT-1	PT-1		
118	SUPPORT STORAGE	LVT-1	RB-2	C-3	PT-1	PT-1	PT-1	PT-1		
119	STAFF RR 2	TL-2	-	C-3	TL-3, PT-2	TL-3, PT-2	TL-3, PT-2	TL-3, PT-2	QZ-2, PL-1	
120	STAFF RR 1	TL-2	-	C-3	TL-3, PT-2	TL-3, PT-2	TL-3, PT-2	TL-3, PT-2	QZ-2, PL-1	
121	STAFF LOUNGE	LVT-1	RB-2	C-3	PT-1	PT-1	PT-1	PT-1	QZ-1, PL-1	
122	CHILD PROG. STORAGE	LVT-1	RB-2	C-3	PT-1	PT-1	PT-1	PT-1		
123	DIRECTOR	CPT-1	RB-2	C-3	PT-1	PT-1	PT-1	PT-1		
124	DVD FILES	CPT-1	RB-1	C-3	PT-1	PT-1	PT-1	PT-1		
125	CHILDRENS AREA	CPT-3	RB-1	BF-2, C-2, EXPOSED (PTD. PT-8)	PT-1, WC-2	PT-1	PT-1	PT-1, WC-2		
126	CHILDRENS PROGRAM	LVT-2	RB-1	C-2	WC-4	WC-4	WC-4	WC-4	QZ-1, PL-1	
127	HVAC 3	SC-1	RB-2	EXPOSED	PT-1	PT-1	PT-1	PT-1		
128	ELECTRICAL	SC-1	RB-2	EXPOSED	PT-1	PT-1	PT-1	PT-1		
129	FAMILY RR	TL-2	-	C-3	TL-3, PT-2	TL-3, PT-2	TL-3, PT-2	TL-3, PT-2	QZ-2, PL-1	
130	FAMILY RR	TL-2	-	C-3	TL-3, PT-2	TL-3, PT-2	TL-3, PT-2	TL-3, PT-2	QZ-2, PL-1	
131	LACTATION	LVT-1	RB-1	C-3	PT-2	PT-2	PT-2	PT-2	QZ-2, PL-1	
132	QUIET READING / SPECIAL COLLECTIONS	CPT-1	RB-1	C-1, C-4	PT-1	PT-1	PT-1	PT-1		
133	COLLECTION & SEATING	CPT-1	RB-1	C-2, EXPOSED (PTD. PT-8)	PT-1	PT-1	PT-1, PT-4, REFER TO ELEVATION	PT-1		
134	GROUP STUDY / SOUND ROOM	CPT-1	RB-1	C-2	PT-1	PT-1	PT-1	PT-1		
135	STUDY 5	CPT-1	RB-1	C-2	PT-1	PT-3	PT-1	PT-1		
136	STUDY 4	CPT-1	RB-1	C-2	PT-1	PT-7	PT-1	PT-1		
137	STUDY 3	CPT-1	RB-1	C-2	PT-1	PT-6	PT-1	PT-1		
138	HVAC 2	SC-1	RB-2	EXPOSED	PT-1	PT-1	PT-1	PT-1		
139	ELEC CLOSET	SC-1	RB-2	EXPOSED	PT-1	PT-1	PT-1	PT-1		
140	TEEN AREA	CPT-2	RB-1	C-2, BF-3	PT-1, PT-4, REFER TO ELEVATION	PT-5	PT-1	PT-1		
141	COMPUTER LAB	CPT-1	RB-1	C-2	PT-1	PT-1	PT-1	PT-1		
142	STUDY 2	CPT-1	RB-1	C-3	PT-1	PT-1	PT-1	PT-1	PL-2	
143	STUDY 1	CPT-1	RB-1	C-3	PT-1	PT-1	PT-1	PT-1	PL-2	
144	DVD STACKS	CPT-1	RB-1	BF-3, EXPOSED (PTD. PT-8)	PT-1	PT-1	PT-1	PT-1		
145	COVERED PORCH									

FINISH LEGEND - BASIS OF DESIGN					
KEY NAME	DESCRIPTION	MANUFACTURER	NAME	COLOR/FINISH/SIZE	COMMENTS
ACOUSTIC LIGHTING					
BF-5	ACOUSTIC PENDANT LIGHTING	FRASCH	SPOKE LIGHT (RECTANGLE)	COLOR TBD	CABLE HUNG FROM STRUCTURE
BF-6	ACOUSTIC PENDANT LIGHTING	FRASCH	SPOKE LIGHT (CIRCLE)	COLOR TBD	CABLE HUNG FROM STRUCTURE
BF-7	ACOUSTIC PENDANT LIGHTING	FRASCH	TEARDROP 11"	COLOR TBD	CABLE HUNG FROM STRUCTURE
CEILING					
BF-1	ACOUSTIC CEILING BAFFLE	FRASCH	NEST	COLOR TBD, CABLE HUNG TO DECK	USED IN MULTI PURPOSE ROOM
BF-2	ACOUSTIC CEILING BAFFLE	FRASCH	SKINNY BAFFLE	3 COLORS, RANDOM INSTALL OF 6 STANDARD SIZES	CHILDRENS AREA
BF-3	ACOUSTIC CEILING BAFFLE	FRASCH	SKINNY BAFFLE	COLOR TBD, CABLE HUNG TO DECK	DVD & TEEN AREA
BF-4	WOODLOOK ACOUSTIC BAFFLE	FRASCH	LINYEFT	D PANELS 8LX2W4.25'D - BIRCH LIGHT BROWN FINISH	QUIET READING RM, EXHIBIT, LOBBY, MULTI-PURPOSE RM
C-2	ACT CEILING	ARMSTRONG	ULTIMA HIGH NRC	24" X 24", 9/16" REGULAR, WHITE	
C-3	ACT CEILING	ARMSTRONG	FINE FISSURED	24" X 24", 15/16" REGULAR, WHITE	
C-4	PAINTED GYP BD CEILING				PAINT PT-9 U.N.O.
COLUMN COVERS					
CC-1	ALUMINUM COLUMN COVER				
FLOOR					
CPT-1	CARPET TILE	TARKETT	TEPHRA & INPUT	MIXED TILE INSTALLATION, 50% TEPHRA, 50% INPUT, 18"X36" TILE, COLOR TBD	
CPT-2	CARPET TILE	TARKETT	TEPHRA & INPUT	MIXED TILE INSTALLATION, 40% CPT-1, 30% TEPHRA CUSTOM COLOR, 30% INPUT CUSTOM COLOR, 18"X36" TILE	TEEN AREA
CPT-3	CARPET TILE	TARKETT	TEPHRA & INPUT	MIXED TILE INSTALLATION, 40% CPT-1, 30% TEPHRA CUSTOM COLOR, 30% INPUT CUSTOM COLOR, 18"X36" TILE	CHILDRENS AREA
LVT-1	LUXURY VINYL TILE	TARKETT			
LVT-2	LUXURY VINYL TILE	TARKETT	VICTORY	6" X 36" PLANKS, THREE COLORS, PATTERN TBD	CHILDRENS AREA
SC-1	SEALED CONCRETE				
TL-1	PORCELAIN FLOOR TILE	CONCEPT SURFACES	RAW	18"X36" ASHLAR INSTALL, COLOR TBD	
TL-2	PORCELAIN FLOOR TILE	CONCEPT SURFACES	SERENITY	12"X24" ASHLAR INSTALL, COLOR TBD	RESTROOMS
MILLWORK					
PL-1	PLASTIC LAMINATE				RESTROOMS
PL-2	PLASTIC LAMINATE				STUDY ROOMS
QZ-1	QUARTZ	CAMBRIA	TBD		
QZ-2	QUARTZ	CAMBRIA	TBD		RESTROOMS
WALL BASE					
RB-1	RUBBER BASE	ROPPE		4"	
RB-2	RUBBER BASE	ROPPE		4"	
TB-1	TILE BASE	COASTAL TILE	INFINITY	BULLNOSE BASE, COLOR TBD	RESTROOMS
WALLS					
PT-1	INTERIOR PAINT				FIELD PAINT (REFER TO FINISH SCHEDULE FOR LOCATIONS)
PT-2	INTERIOR PAINT				RESTROOM WALL PAINT (REFER TO FINISH SCHEDULE FOR LOCATIONS)
PT-3	INTERIOR PAINT				ACCENT PAINT (REFER TO FINISH SCHEDULE FOR LOCATIONS)
PT-4	INTERIOR PAINT				ACCENT PAINT (REFER TO FINISH SCHEDULE FOR LOCATIONS)
PT-5	INTERIOR PAINT				ACCENT PAINT (REFER TO FINISH SCHEDULE FOR LOCATIONS)
PT-6	INTERIOR PAINT				ACCENT PAINT (REFER TO FINISH SCHEDULE FOR LOCATIONS)
PT-7	INTERIOR PAINT				ACCENT PAINT (REFER TO FINISH SCHEDULE FOR LOCATIONS)
PT-8	INTERIOR PAINT				EXPOSED STRUCTURE (REFER TO FINISH SCHEDULE FOR LOCATIONS)
PT-9	INTERIOR PAINT				GYP BOARD CEILING THROUGHOUT U.N.O.
TL-3	PORCELAIN WALL TILE	COASTAL TILE	INFINITY	12"X24" BRICK INSTALL, COLOR TBD	RESTROOMS
TL-4	CERAMIC WALL TILE	COASTAL TILE	SLASH	COLOR TBD	RESTROOMS
WC-1	GRAPHIC WALLCOVERING	KOROSEAL	CUSTOM GRAPHIC WALLCOVERING TBD		MULTI PURPOSE ROOM
WC-2	GRAPHIC WALLCOVERING	KOROSEAL	CUSTOM GRAPHIC WALLCOVERING TBD		CHILDRENS AREA
WC-3	PARTITION FABRIC	CARNEGIE	XOREL	COLOR TBD	FOR USE ON MOVABLE PARTITION
WC-4	GRAPHIC WALLCOVERING	KOROSEAL	CUSTOM GRAPHIC WALLCOVERING TBD		CHILDRENS AREA
WC-5	TACKABLE WALLCOVERING	MANTON	1/4" THICK CORK ROLL	3" WIDE ROLLS	MEETING ROOM
WP-1	WOOD WALL PANEL	ARMSTRONG	WOOD WORKS GRILLE	#7094, SLATS TO BE 1" W X 2 1/4" HIGH (1" H X 2 1/4" D WHEN INSTALLED ON WALL) X 2" SPACING, COLOR TBD	SLATS TO BE CUT AROUND ELECTRICAL OUTLETS AND LIGHT SWITCHES, TYP.

MATERIALS KEYING/ GENERAL NOTES

FINISH GENERAL NOTES

ALL RESTROOM WALLS TO BE PAINTED PT-2.

REFER TO FINISH SCHEDULE FOR PAINT LOCATIONS.

ALL OTHER WALLS TO BE PAINTED PT-1 UNLESS NOTED OTHERWISE.

ALL EXPOSED STRUCTURE TO BE PAINTED PT-8.

REFER TO INTERIOR DETAIL SHEETS FOR TRANSITION DETAILS.

No.	Description	Date



Mathes Brierre + MBM
ARCHITECTS ARCHITECTS BEAZLEYMOLIERE
A JOINT VENTURE

201 St. Charles Avenue, Forty First Floor
New Orleans, Louisiana 70170-4100
Voice: 504.586.9303 Fax: 504.582.1305

300 Heymann Blvd.
Lafayette, Louisiana 70503
337.233.0614

PROJECT TITLE

ST. BERNARD PARISH PUBLIC LIBRARY

ST. BERNARD PARISH

100% CONSTRUCTION DOCUMENTS

DESIGNED BY	MBA/ABM	CHECKED BY	AM/PP
DRAWN BY	CF/FA	DATE	12.20.2021

SHEET TITLE
FINISH SCHEDULE / LEGEND / INFORMATION

PROJECT NO.	MBA - 11884	SHEET NO.	A600
	ABM - 201813		




FLOOR FINISH PLAN LEGEND

	CPT-1, CARPET TILE FLOORING
	CPT-2, CARPET TILE FLOORING
	CPT-3, CARPET TILE FLOORING
	LVT-1, LUXURY VINYL TILE
	LVT-2, LUXURY VINYL TILE
	TL-1, PORCELAIN TILE FLOORING
	TL-2, PORCELAIN TILE FLOORING
	SC-1, SEALED CONCRETE

REFER TO INTERIOR DETAIL SHEETS FOR TRANSITION DETAILS.

MATERIALS KEYING/ GENERAL NOTES

No.	Description	Date



Mathes Brierre + MBM
 ARCHITECTS ARCHITECTS BEAZLEY MOLIÈRE
 A JOINT VENTURE

201 St. Charles Avenue, Forty First Floor
 New Orleans, Louisiana 70170-4100
 Voice: 504-586-9303 Fax: 504-582-1305

300 Heymann Blvd.
 Lafayette, Louisiana 70503
 337.233.0614

PROJECT TITLE

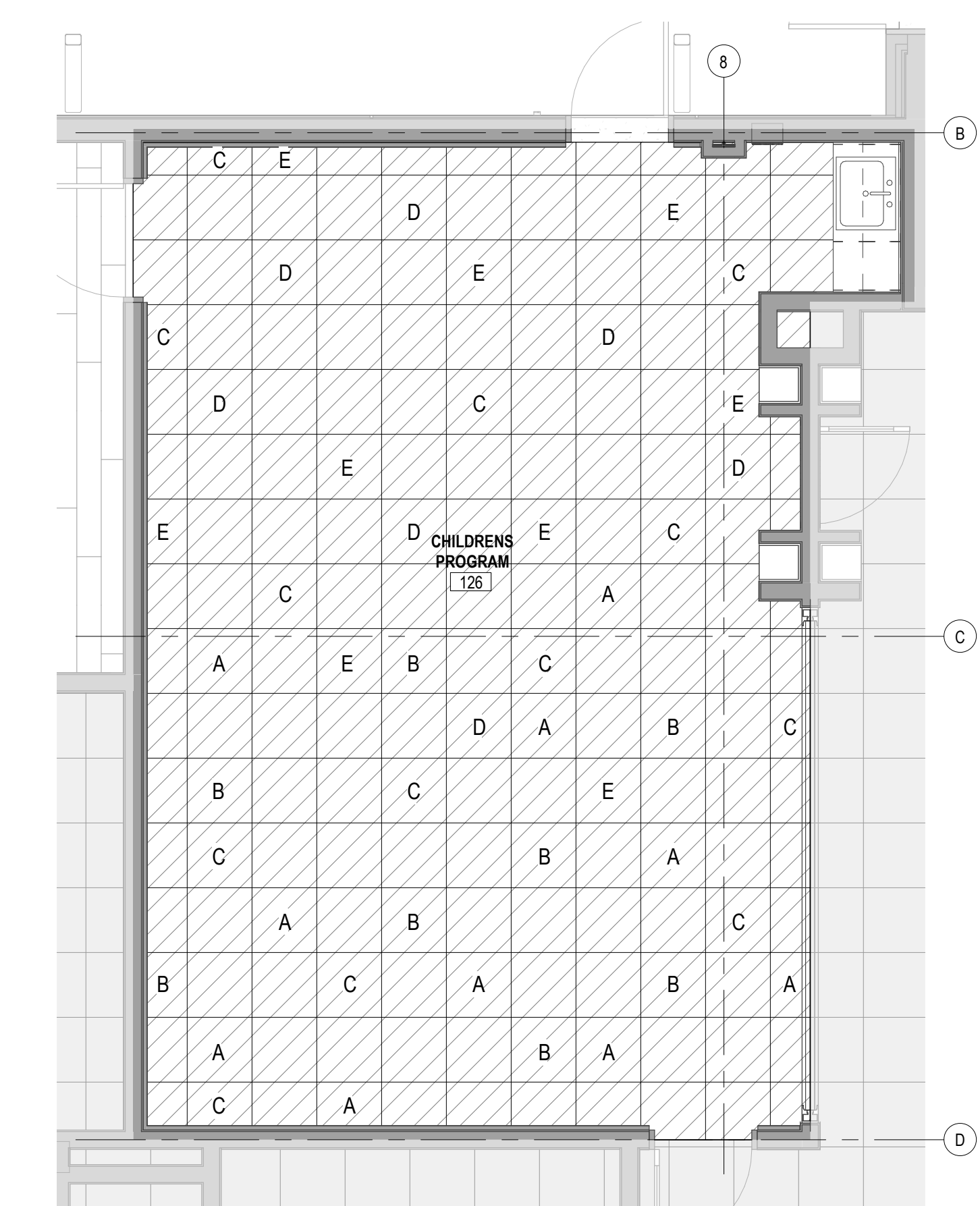
ST. BERNARD PARISH PUBLIC LIBRARY

ST. BERNARD PARISH

100% CONSTRUCTION DOCUMENTS

DESIGNED BY	MBA/ABM	CHECKED BY	AM/PP
DRAWN BY	CF/FA	DATE	12.20.2021
SHEET TITLE FLOOR FINISH PLAN			
PROJECT NO.	MBA - 11884	SHEET NO.	A601
	ABM - 201813		

1 FINISH PLAN - LEVEL 1
 A601 1/8" = 1'-0"



2 LVT TILE LAYOUT PLAN
A602 1/4" = 1'-0"

CARPET TILE LAYOUT LEGEND		LVT-2 TILE LAYOUT LEGEND	
A	CPT-1 - COLOR: GREY	C	LVT-2 COLOR: A01704 Red
B	CPT-2 - COLOR: BLUE	D	LVT-2 COLOR: A01705 Deep Fuchsia
C	CPT-2 - COLOR: ORANGE	E	LVT-2 COLOR: A01718 Slate
D	CPT-2 - COLOR: RED		
E	CPT-2 - COLOR: YELLOW		

No.	Description	Date

KEY PLAN

Mathes Brierre + **BM**
ARCHITECTS ARCHITECTS BEAZLEY MOLIÈRE
A JOINT VENTURE

201 St. Charles Avenue, Forty First Floor
New Orleans, Louisiana 70170-4100
Voice: 504-586-9303 Fax: 504-582-1305

300 Heymann Blvd.
Lafayette, Louisiana 70503
337.233.0614

PROJECT TITLE

ST. BERNARD PARISH PUBLIC LIBRARY

ST. BERNARD PARISH

100% CONSTRUCTION DOCUMENTS

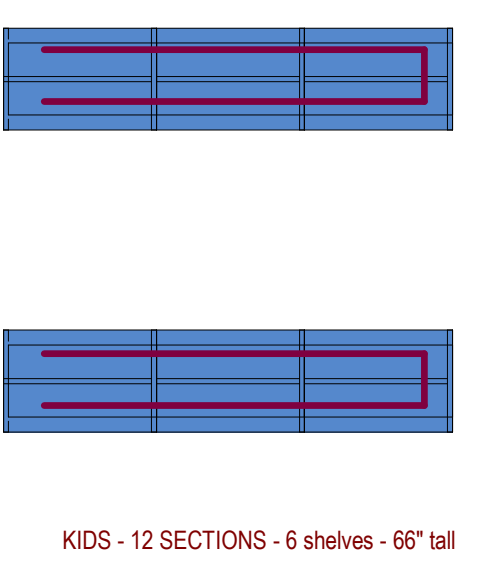
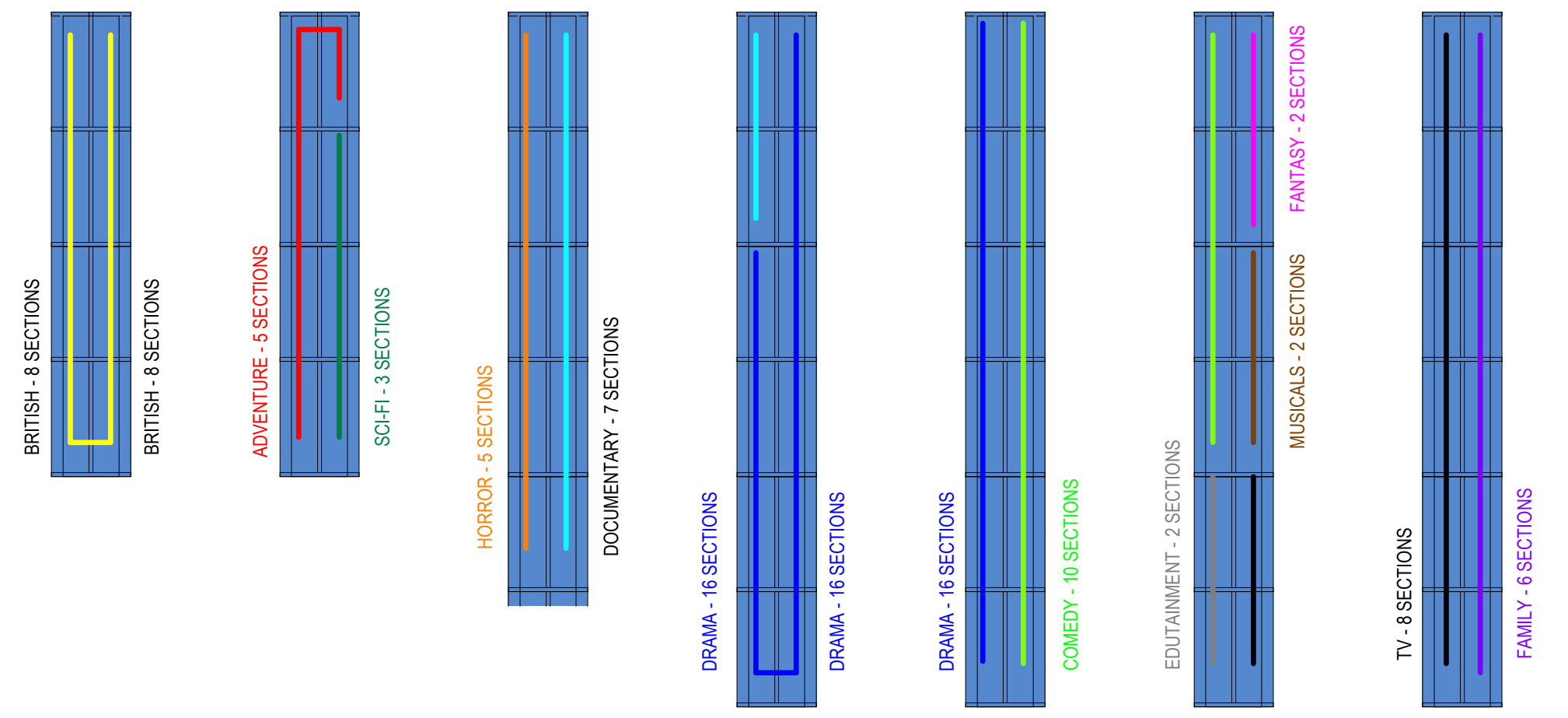
DESIGNED BY	Designer	CHECKED BY	Checker
DRAWN BY	Author	DATE	12.20.2021

SHEET TITLE
CARPET TILE LAYOUT PLAN

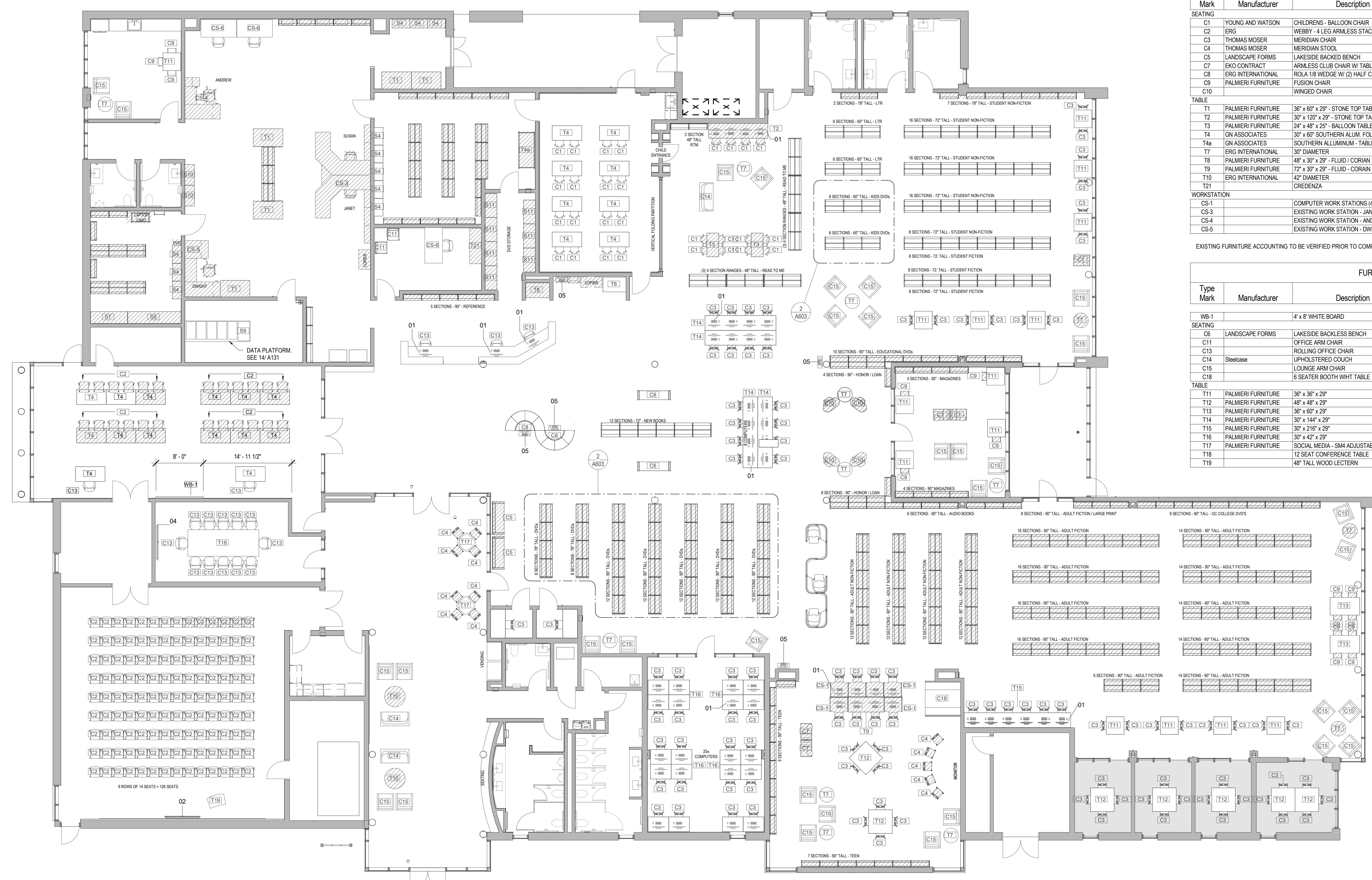
PROJECT NO.	SHEET NO.
MBA - 11884	A602
ABM - 201813	

1 CARPET TILE LAYOUT PLAN
A602 1/8" = 1'-0"





2 DVD GENRE BREAK DOWN
A603



FURNITURE SCHEDULE (EXISTING)						
Type Mark	Manufacturer	Description	Type	Design Count	Existing Count	Current Location
SEATING						
C1	YOUNG AND WATSON	CHILDRENS - BALLOON CHAIR	EXISTING	56	14	12 @ Palmsano & 2 @ Courthouse
C2	ERG	WEBBY - 4 LEG ARMLESS STACKER	EXISTING	340	30	@ Palmsano - Pumpkin / Navy Blue
C3	THOMAS MOSER	MERIDIAN CHAIR	EXISTING	190	24	@ Palmsano
C4	THOMAS MOSER	MERIDIAN STOOL	EXISTING	26	29	@ Palmsano
C5	LANDSCAPE FORMS	LAKESIDE BACKED BENCH	EXISTING	4	2	@ Palmsano
C7	EKO CONTRACT	ARMLESS CLUB CHAIR W/ TABLE	EXISTING	10	5	@ Palmsano
C8	ERG INTERNATIONAL	ROLA 1/8 WEDGE W/ (2) HALF COLUMNS	EXISTING	20	10	@ Palmsano
C9	PALMIERI FURNITURE	FUSION CHAIR	EXISTING	30	16	@ Courthouse
C10	PALMIERI FURNITURE	WINGED CHAIR	EXISTING	10		@ Palmsano
TABLE						
T1	PALMIERI FURNITURE	36" x 60" x 29" - STONE TOP TABLE	EXISTING	10	3	@ Palmsano
T2	PALMIERI FURNITURE	30" x 120" x 29" - STONE TOP TABLE	EXISTING	2	1	@ Palmsano
T3	PALMIERI FURNITURE	24" x 48" x 25" - BALLOON TABLE	EXISTING	4	2	@ Palmsano
T4	GN ASSOCIATES	30" x 60" SOUTHERN ALUM. FOLDING TABLE	EXISTING	64	10	@ Palmsano
T4a	GN ASSOCIATES	SOUTHERN ALUMINUM - TABLE TRUCK RACK	EXISTING	1		@ Palmsano
T7	ERG INTERNATIONAL	30" DIAMETER	EXISTING	27	4	@ Palmsano
T8	PALMIERI FURNITURE	48" x 30" x 29" - FLUID / CORIAN TOP	EXISTING	4	1	@ Courthouse
T9	PALMIERI FURNITURE	72" x 30" x 29" - FLUID - CORIAN TOP	EXISTING	2	1	@ Courthouse
T10	ERG INTERNATIONAL	42" DIAMETER	EXISTING	4	3	@ Courthouse
T1	PALMIERI FURNITURE	CREDENZA	EXISTING	2	1	@ Palmsano
WORKSTATION						
CS-1		COMPUTER WORK STATIONS (4)	EXISTING	12	6	@ Palmsano
CS-3		EXISTING WORK STATION - JANET & SUSAN	EXISTING	2	1	@ Palmsano
CS-4		EXISTING WORK STATION - ANDREW	EXISTING	2	1	@ Palmsano
CS-5		EXISTING WORK STATION - DWIGHT	EXISTING	2	1	@ Palmsano

EXISTING FURNITURE ACCOUNTING TO BE VERIFIED PRIOR TO COMPLETION OF CONSTRUCTION DOCUMENTS.

FURNITURE SCHEDULE (NEW)						
Type Mark	Manufacturer	Description	Type	Design Count	Existing Count	Current Location
SEATING						
WB-1		4' x 8' WHITE BOARD	NEW	1		
C6	LANDSCAPE FORMS	LAKESIDE BACKLESS BENCH	NEW	4		
C11		OFFICE ARM CHAIR	NEW	4		
C13		ROLLING OFFICE CHAIR	NEW	42		
C14	Steelcase	UPHOLSTERED COUCH	NEW	6		
C15		LOUNGE ARM CHAIR	NEW	64		
C18		6 SEATER BOOTH WHIT TABLE	NEW	2		
TABLE						
T11	PALMIERI FURNITURE	36" x 36" x 29"	NEW	30		
T12	PALMIERI FURNITURE	48" x 48" x 29"	NEW	12		
T13	PALMIERI FURNITURE	36" x 60" x 29"	NEW	4		
T14	PALMIERI FURNITURE	30" x 144" x 29"	NEW	8		
T15	PALMIERI FURNITURE	30" x 216" x 29"	NEW	2		
T16	PALMIERI FURNITURE	30" x 42" x 29"	NEW	40		
T17	PALMIERI FURNITURE	SOCIAL MEDIA - 5MM ADJUSTABLE TABLE	NEW	4		
T18	PALMIERI FURNITURE	12 SEAT CONFERENCE TABLE	NEW	2		
T19		48" TALL WOOD LECTERN	NEW	2		

EQUIPMENT SCHEDULE	
Type Mark	Description
01	EXISTING COMPUTER & MONITOR
02	NEW 70" TV MONITOR
03	EXISTING NEC SIGNAGE TV
04	EXISTING PROMETHAN VIDEO BOARD
05	EXISTING PAC STATION

DIAGONAL HATCH DEPICTS EXISTING FURNITURE PROVIDED BY THE OWNER

FOR INFORMATIONAL PURPOSES ONLY. FINAL FURNITURE LAYOUT TO BE VERIFIED AND CONFIRMED WITH LIBRARY STAFF

1 FURNITURE / SHELVING PLAN
A603 1/8" = 1'-0"

No.	Description	Date

KEY PLAN



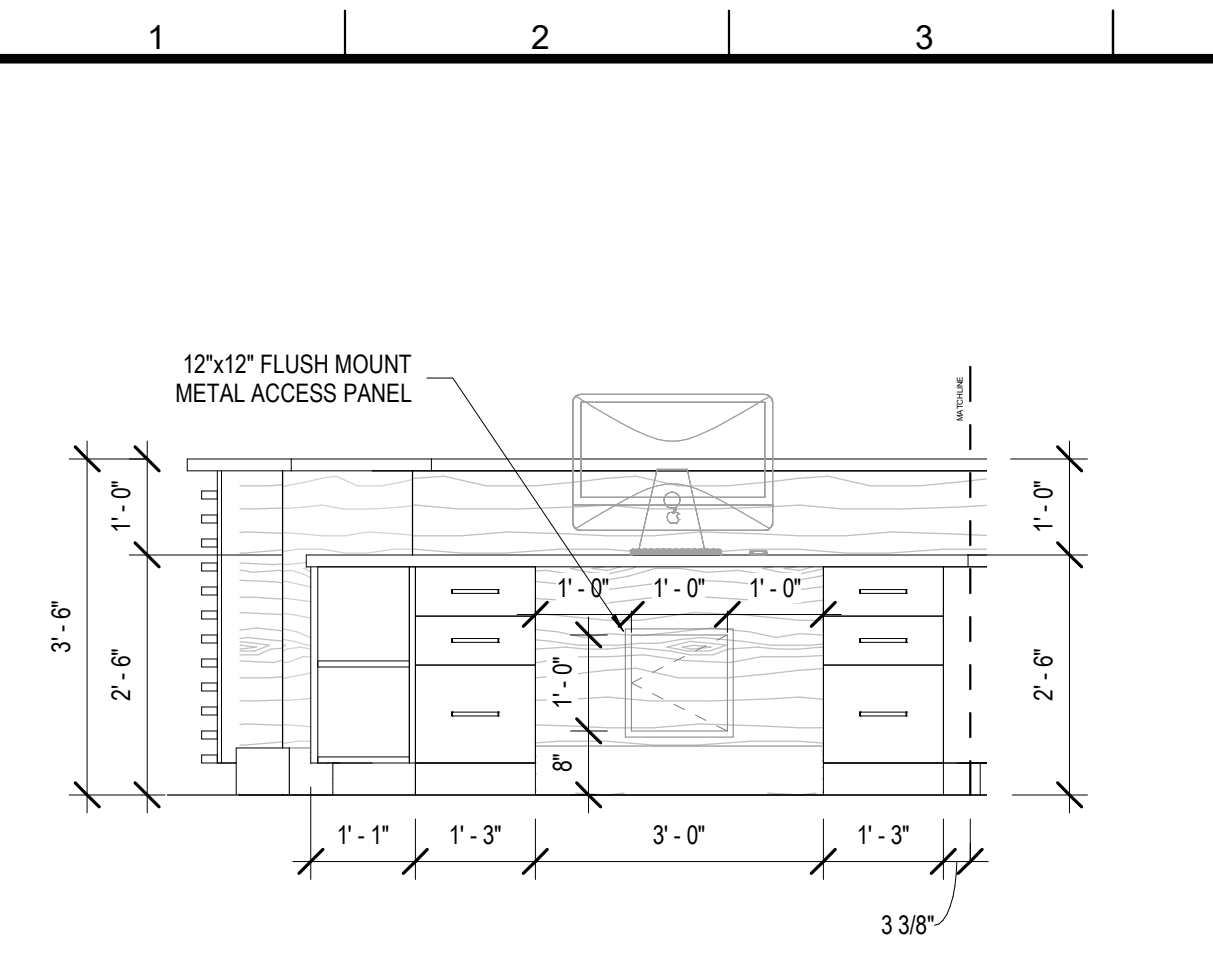
Mathes Brierre + BM
ARCHITECTS + ARCHITECTS BEAZLEY MOLIÈRE
A JOINT VENTURE
201 St. Charles Avenue, Forty First Floor
New Orleans, Louisiana 70170-4100
Voice: 504-586-9303 Fax: 504-582-1305
300 Heymann Blvd.
Lafayette, Louisiana 70503
337.233.0614

PROJECT TITLE
ST. BERNARD PARISH PUBLIC LIBRARY

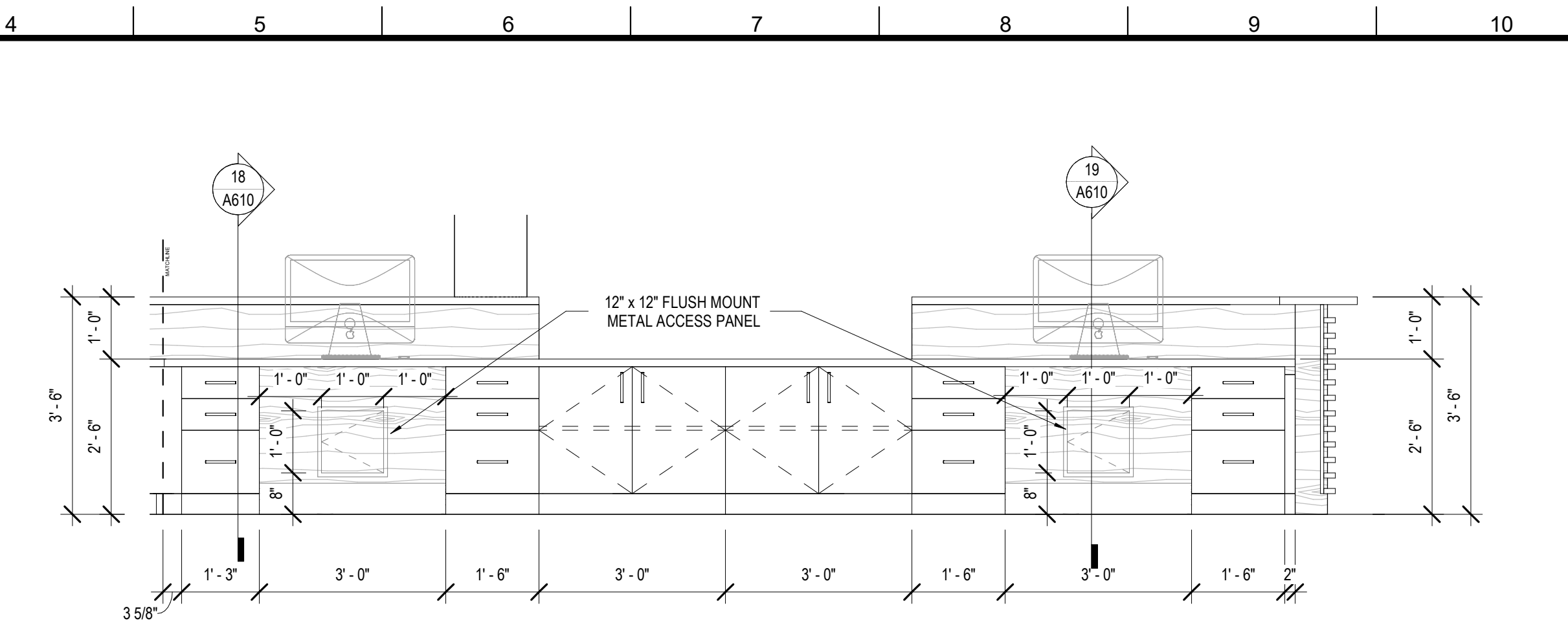
ST. BERNARD PARISH

100% CONSTRUCTION DOCUMENTS

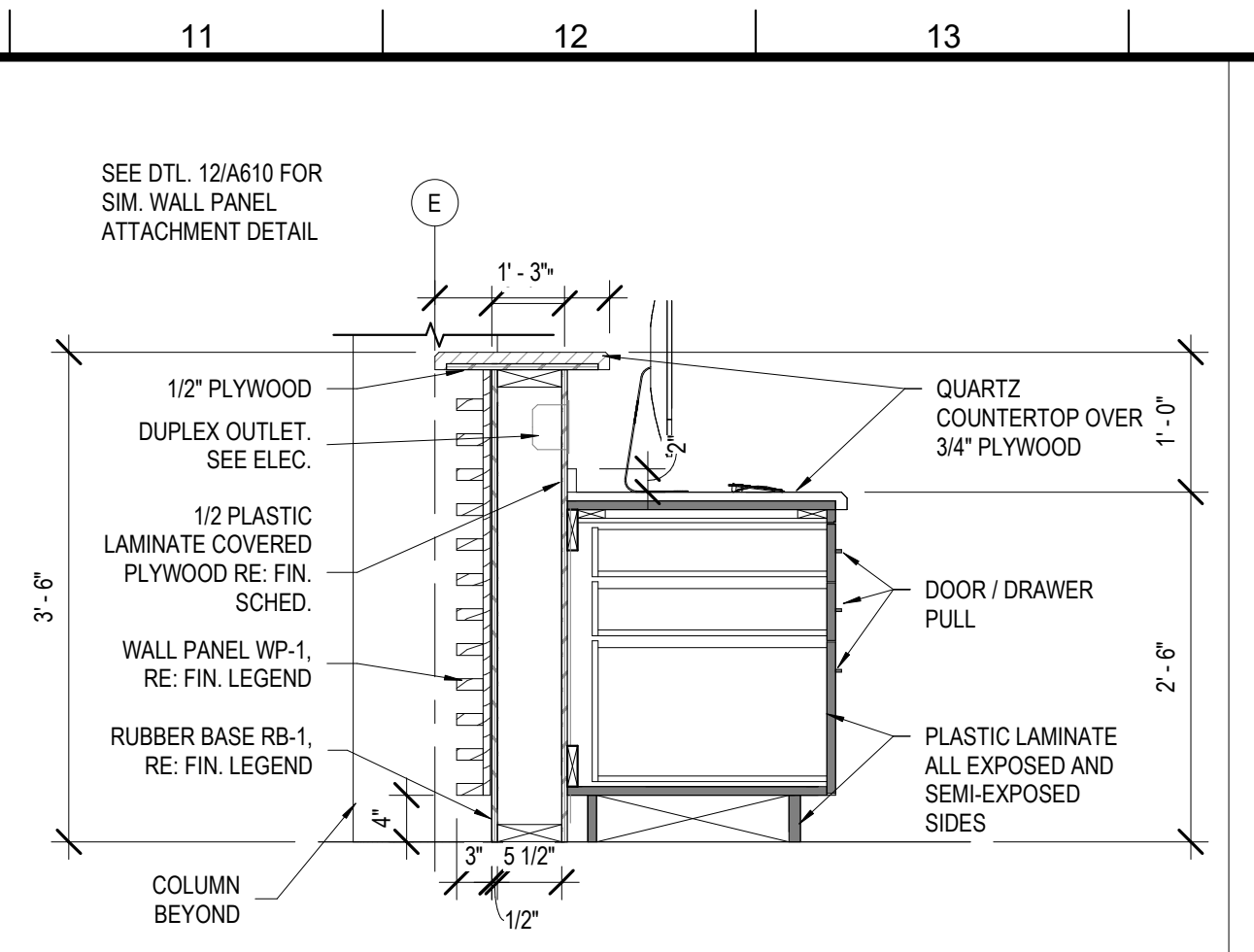
DESIGNED BY	MBA/ABM	CHECKED BY	AM/PP
DRAWN BY	CF/RZ	DATE	12.20.2021
SHEET TITLE FURNITURE & SHELVING PLANS			
PROJECT NO.	MBA - 11884	SHEET NO.	A603
	ABM - 201813		



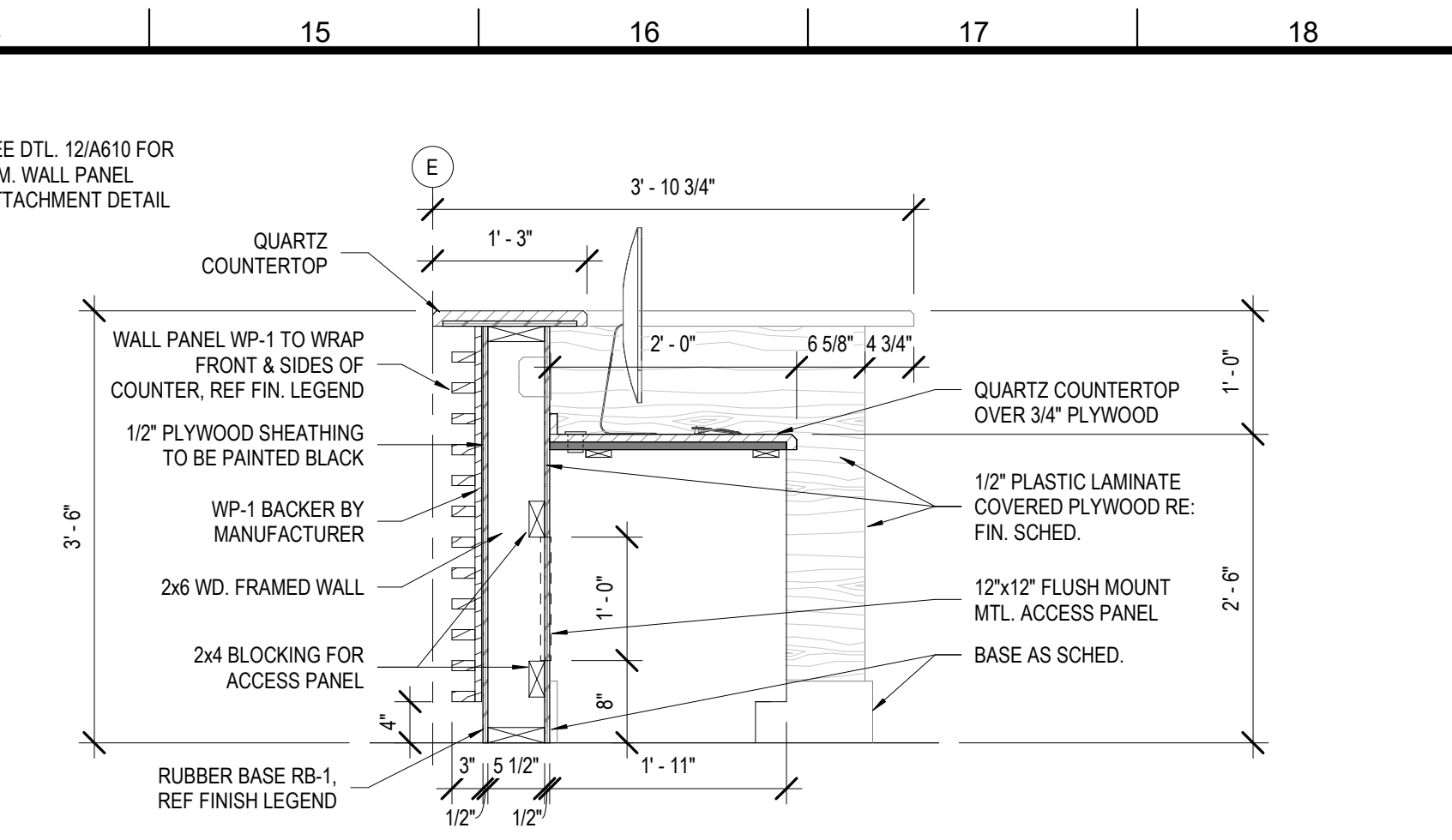
16 CHECK-OUT CASWORK 2
A610 1/2" = 1'-0"



17 CHECK-OUT - CASEWORK
A610 1/2" = 1'-0"

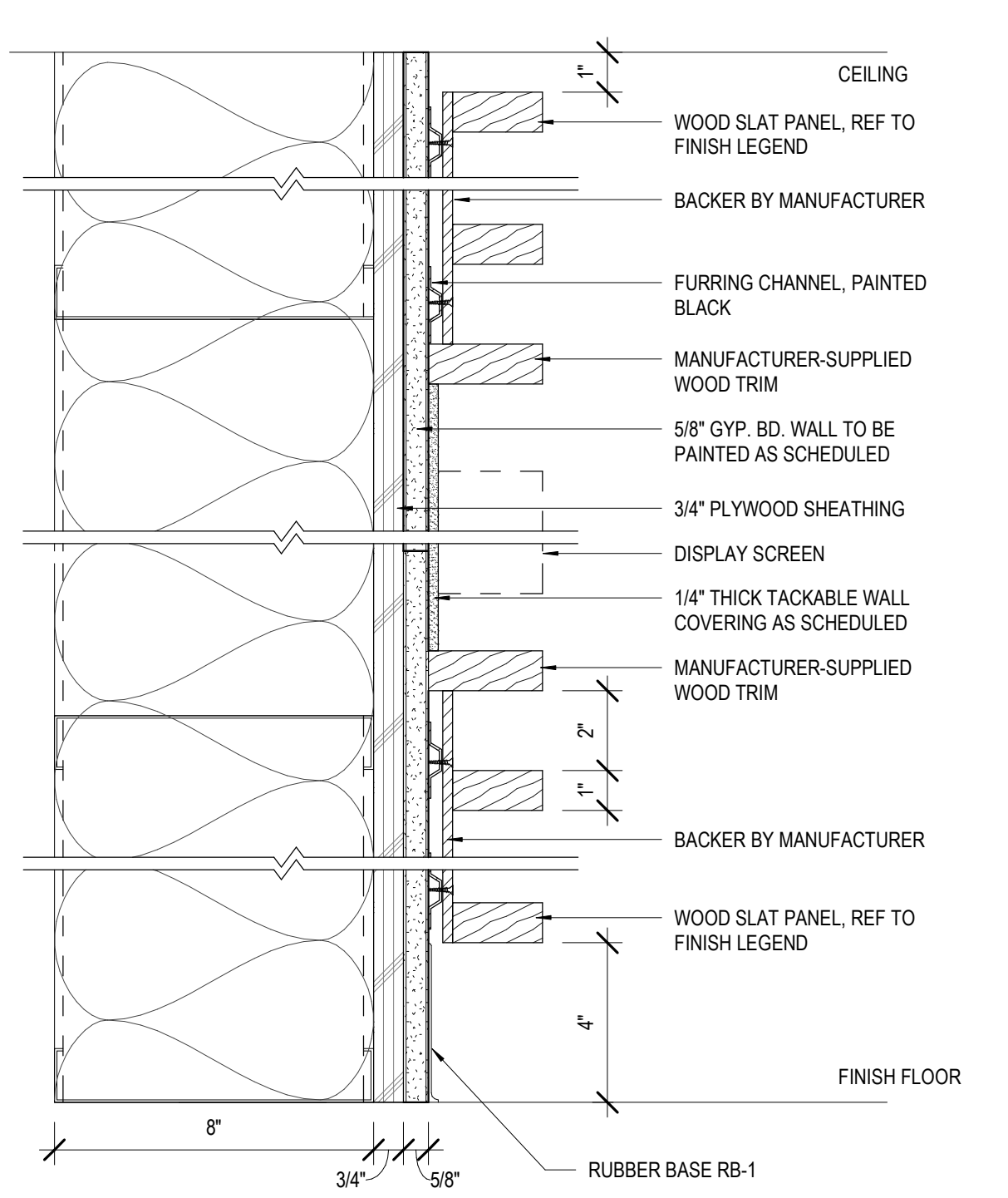


18 SECTION - CHECKOUT COUNTER
A610 3/4" = 1'-0"

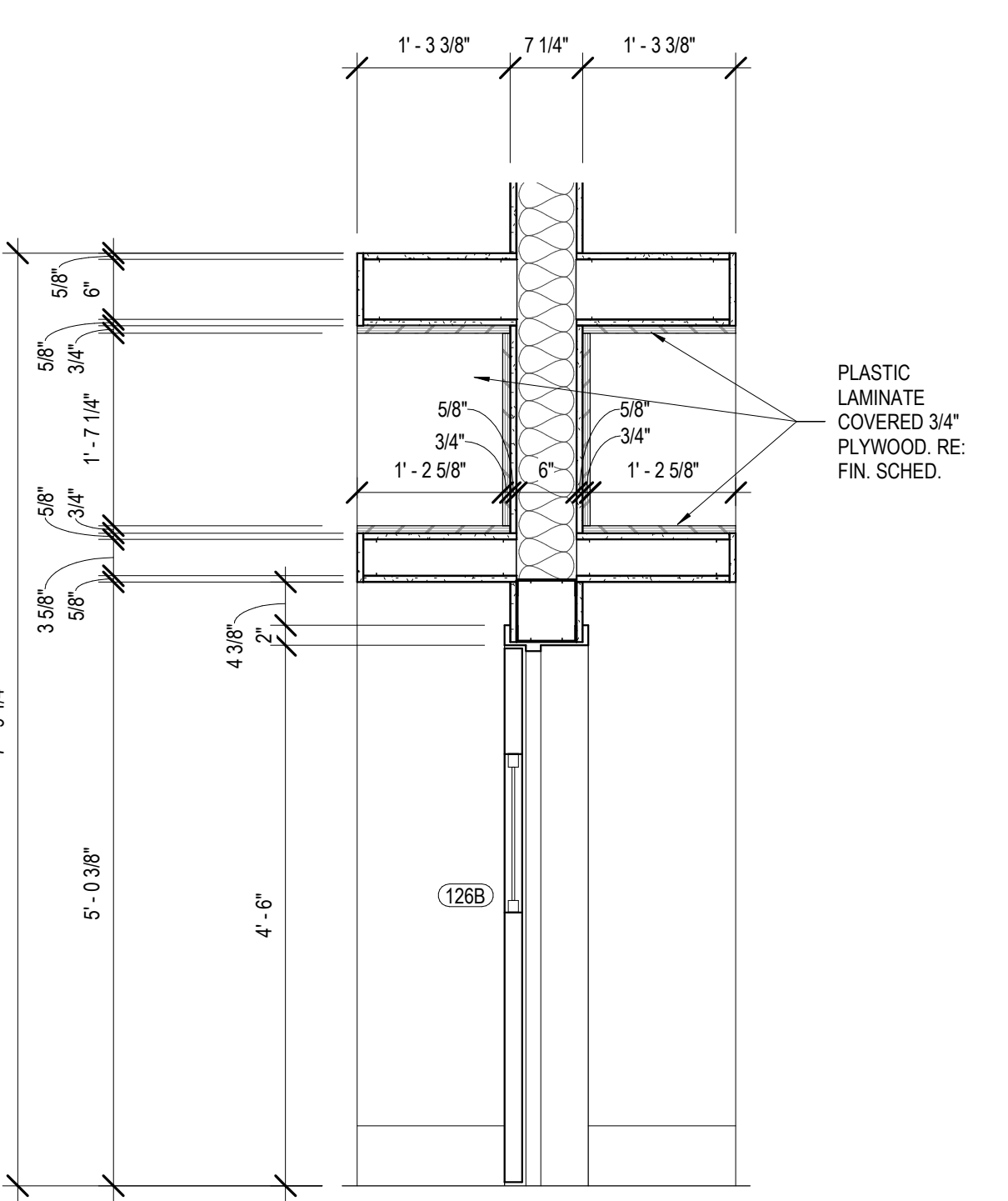


19 SECTION - CHECKOUT COUNTER 2
A610 3/4" = 1'-0"

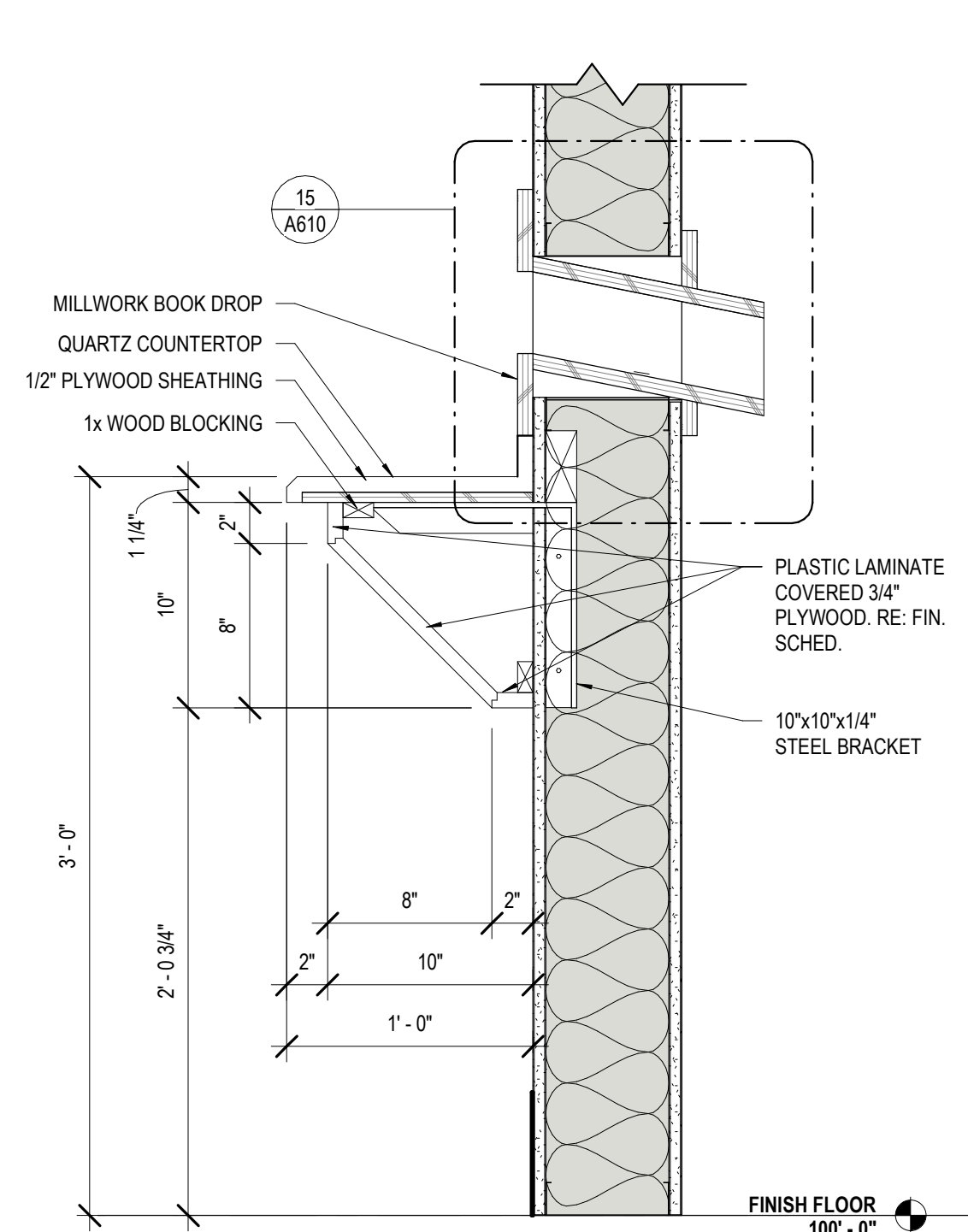
MATERIALS KEYING/ GENERAL NOTES



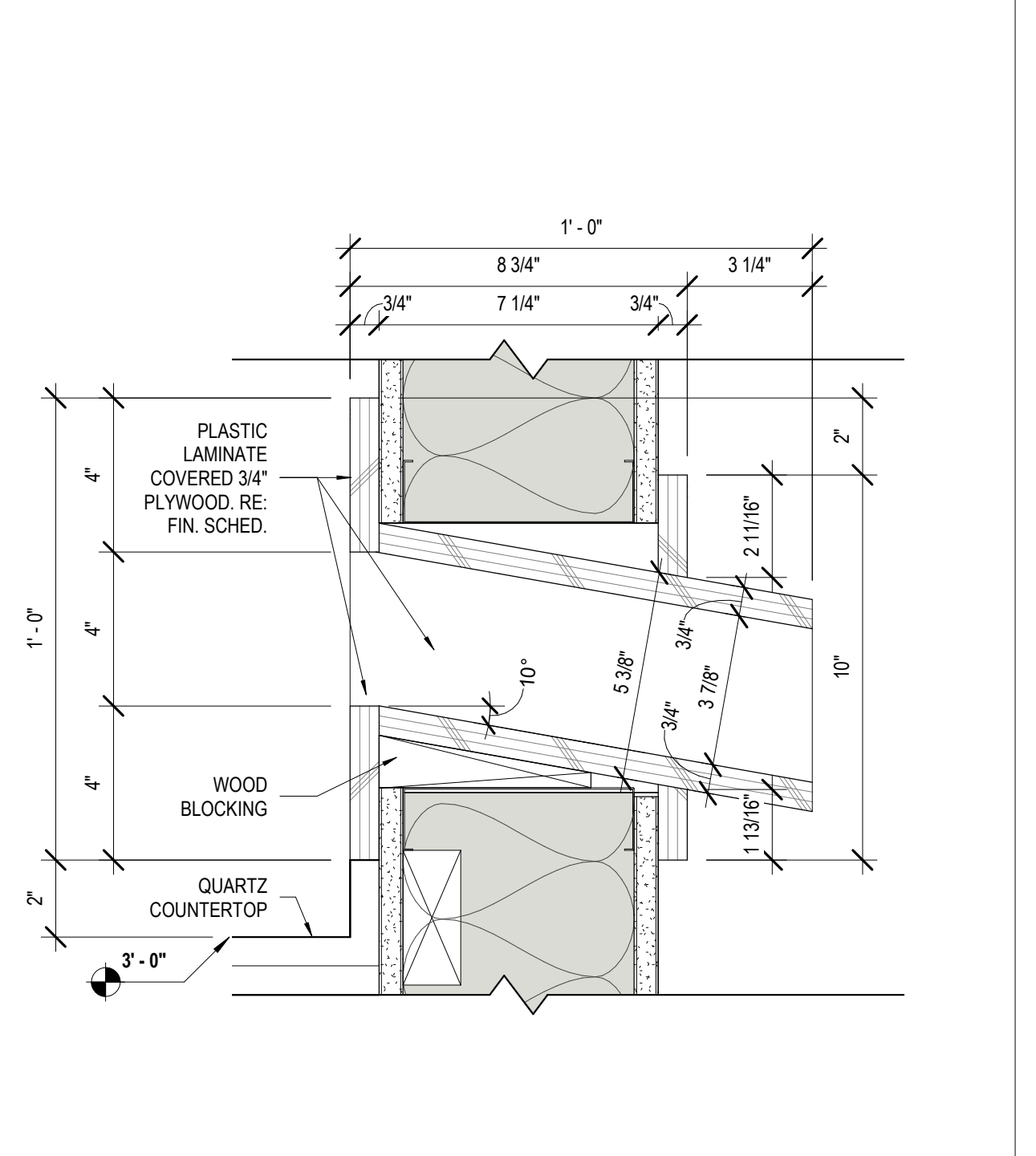
12 SECTION DTL. @ WOOD SLAT WALL
A610 3" = 1'-0"



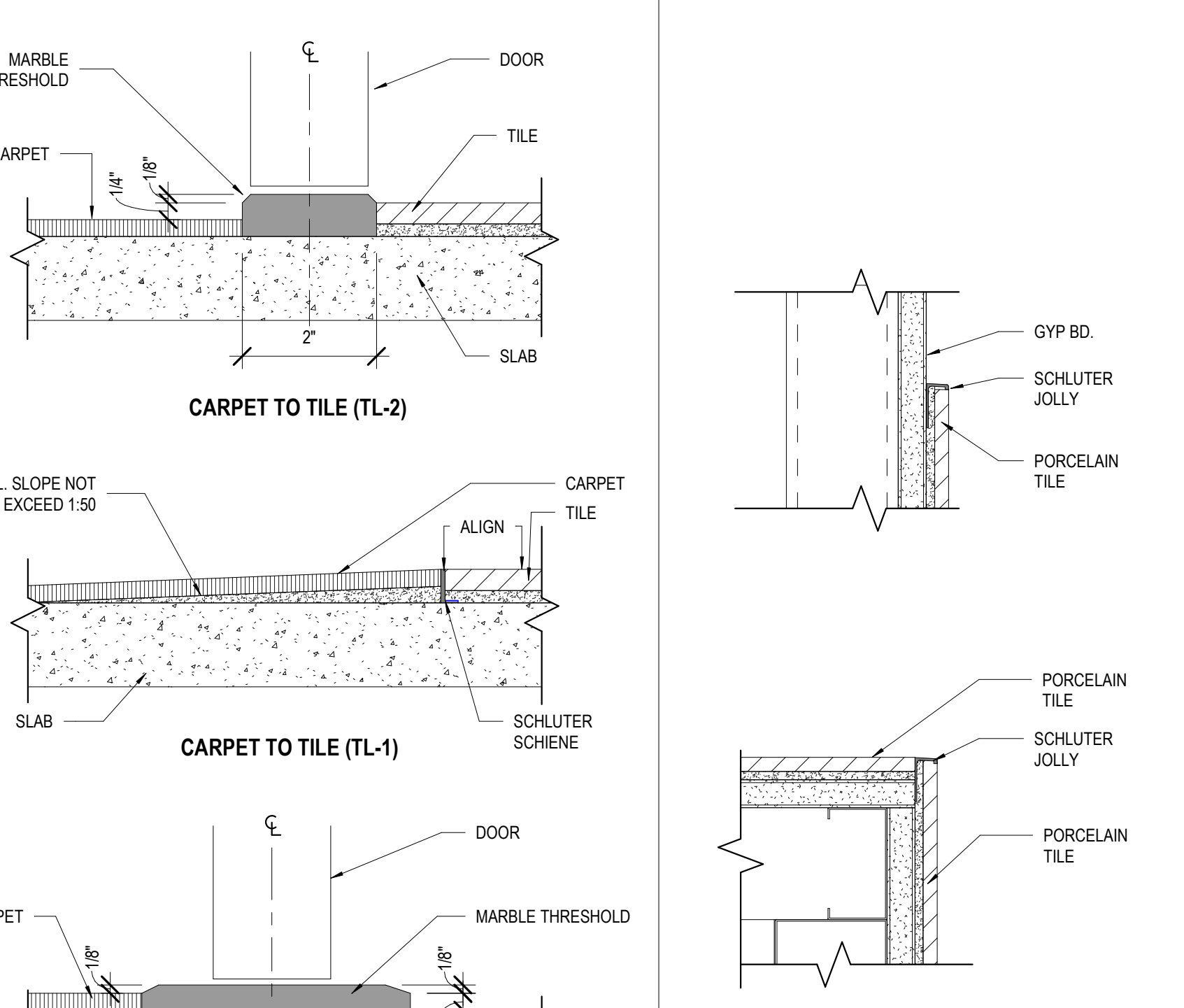
13 CHILD ENT. CASEWORK SECT. 2
A610 3/4" = 1'-0"



14 BOOK DROP SECTION
A610 1 1/2" = 1'-0"



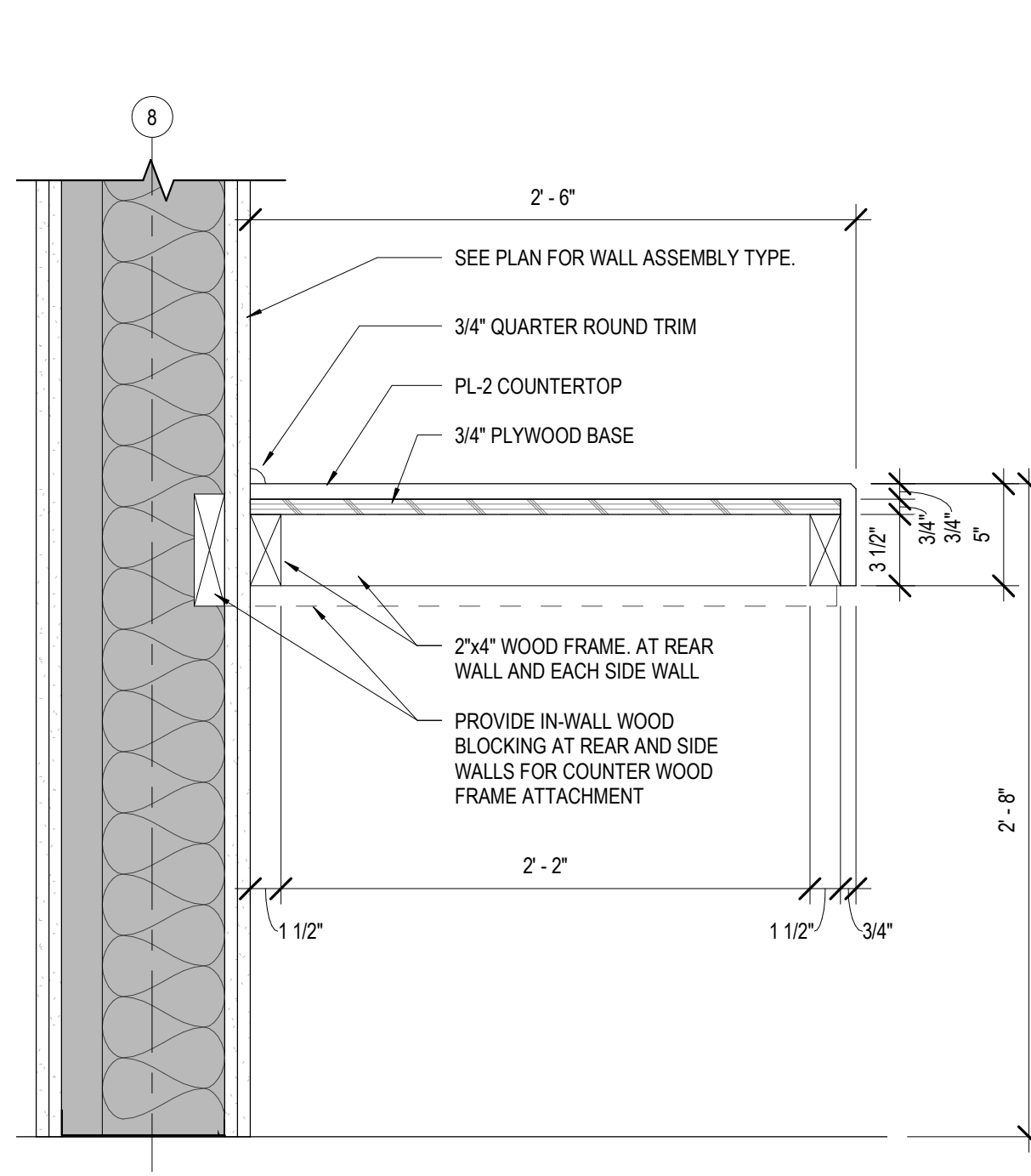
15 BOOK SLOT DTL.
A610 3" = 1'-0"



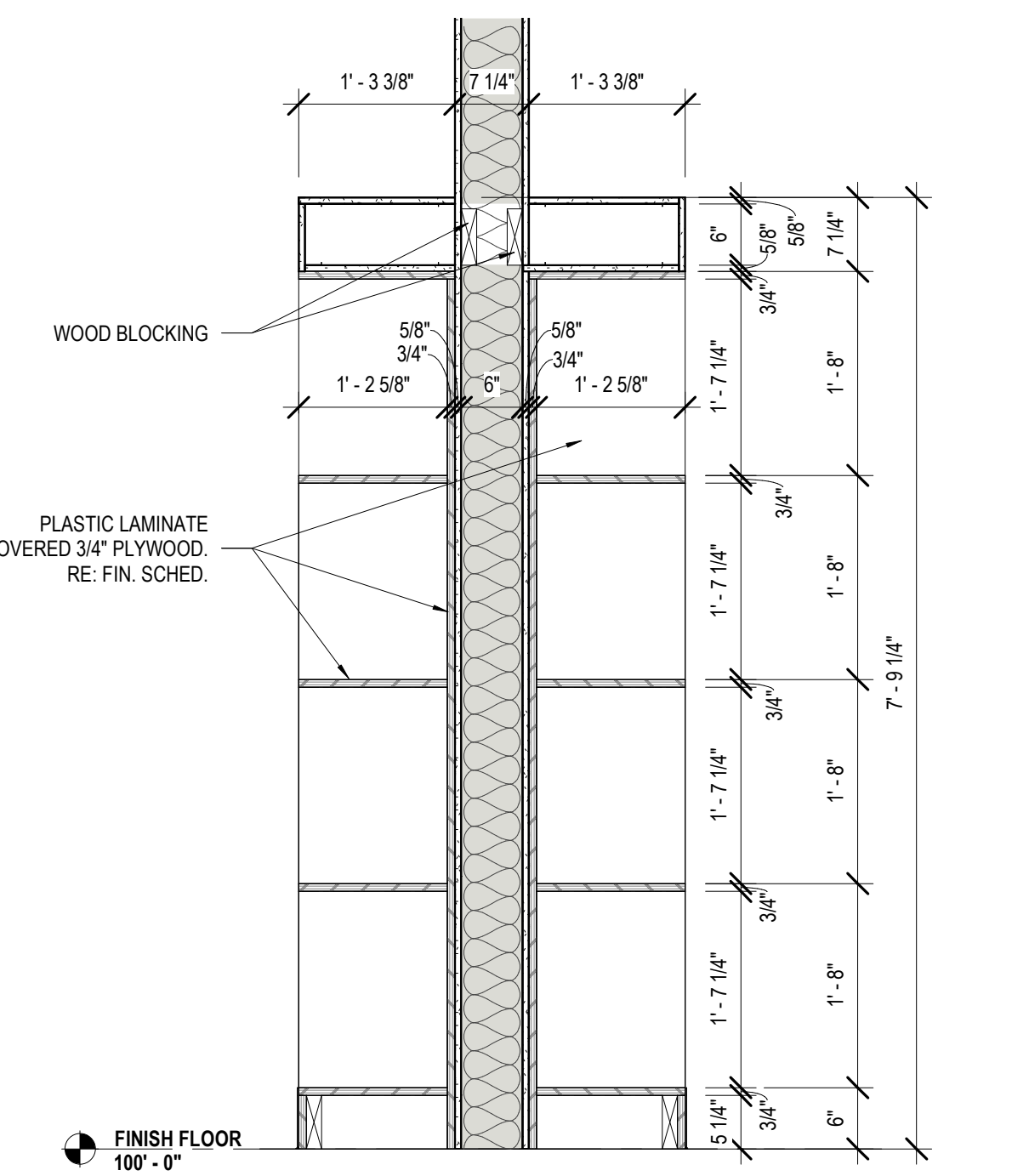
10 FLOORING TRANSITIONS
A610 6" = 1'-0"



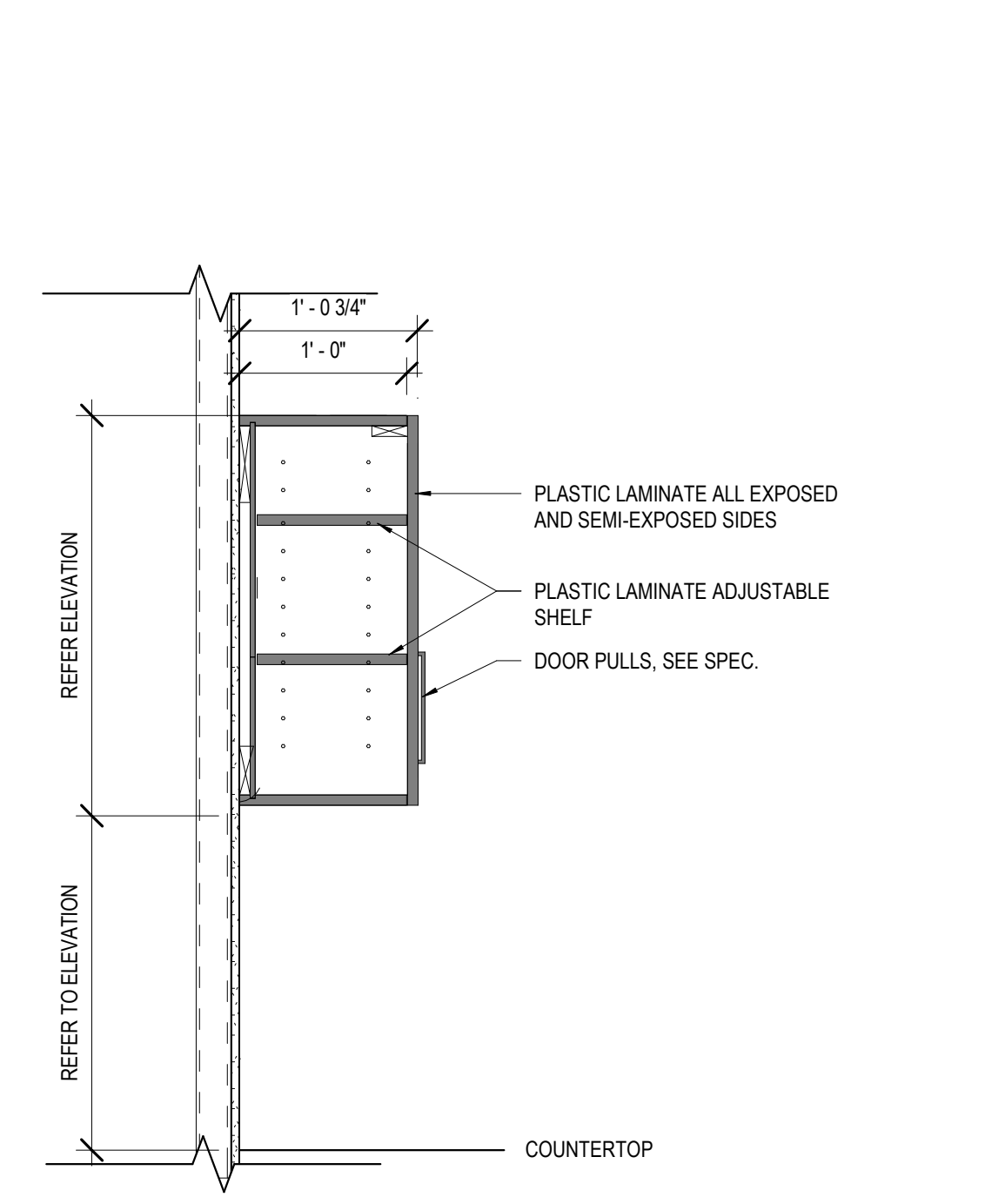
11 TRANSITIONS @ WALL TILE
A610 1:3



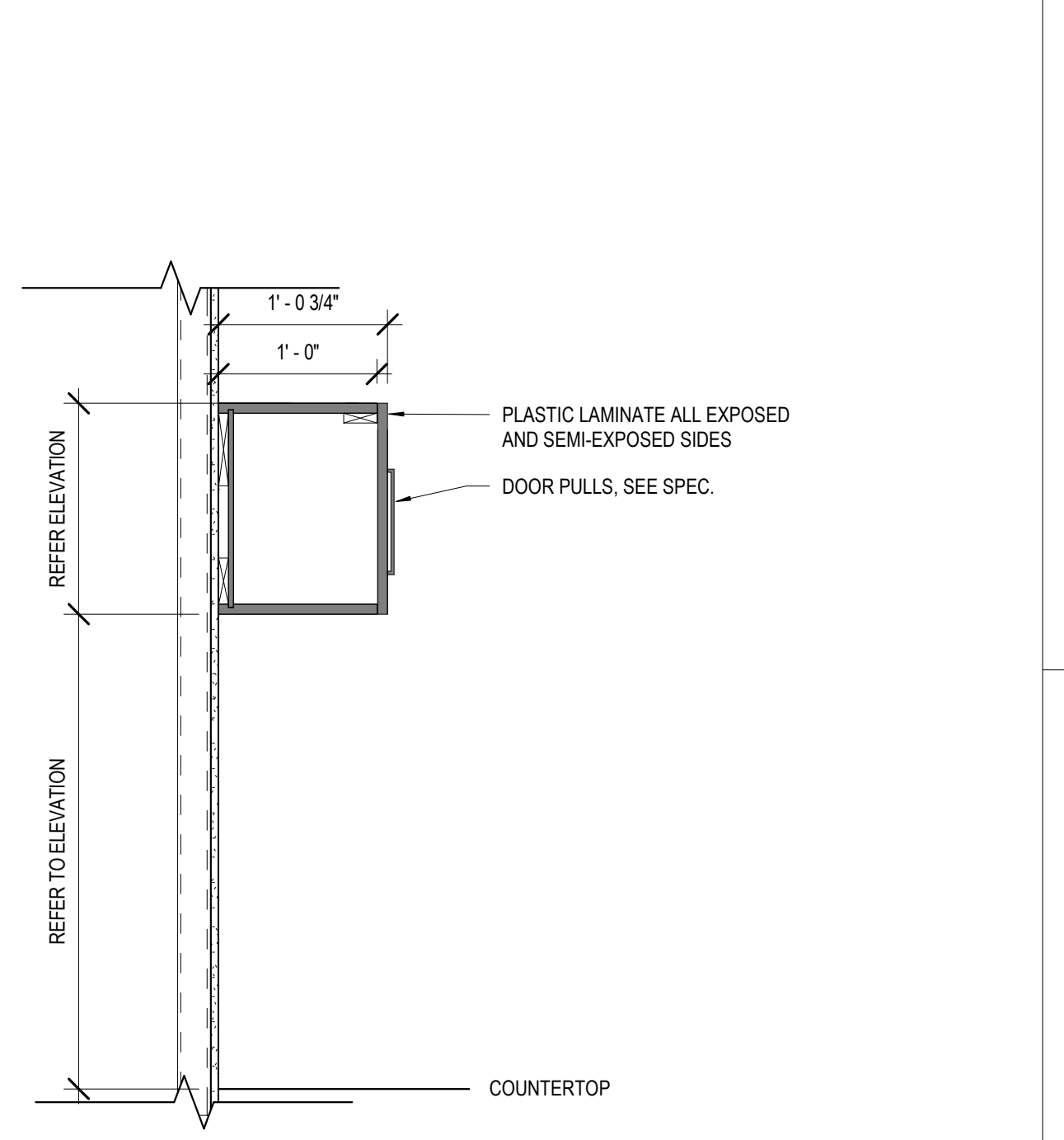
6 SECTION @ WORKING COUNTER
A610 1 1/2" = 1'-0"



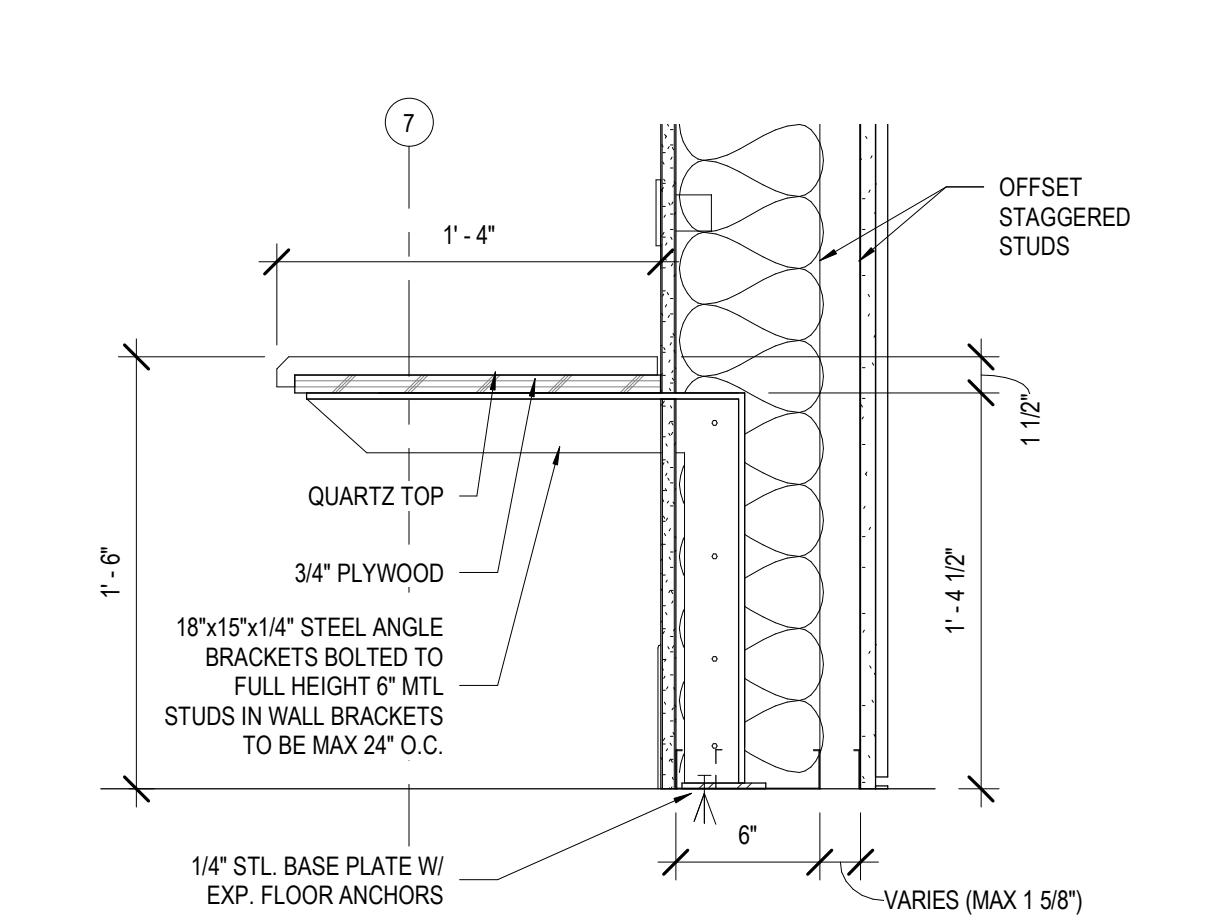
7 CHILD ENT. CASEWORK SECT. 1
A610 3/4" = 1'-0"



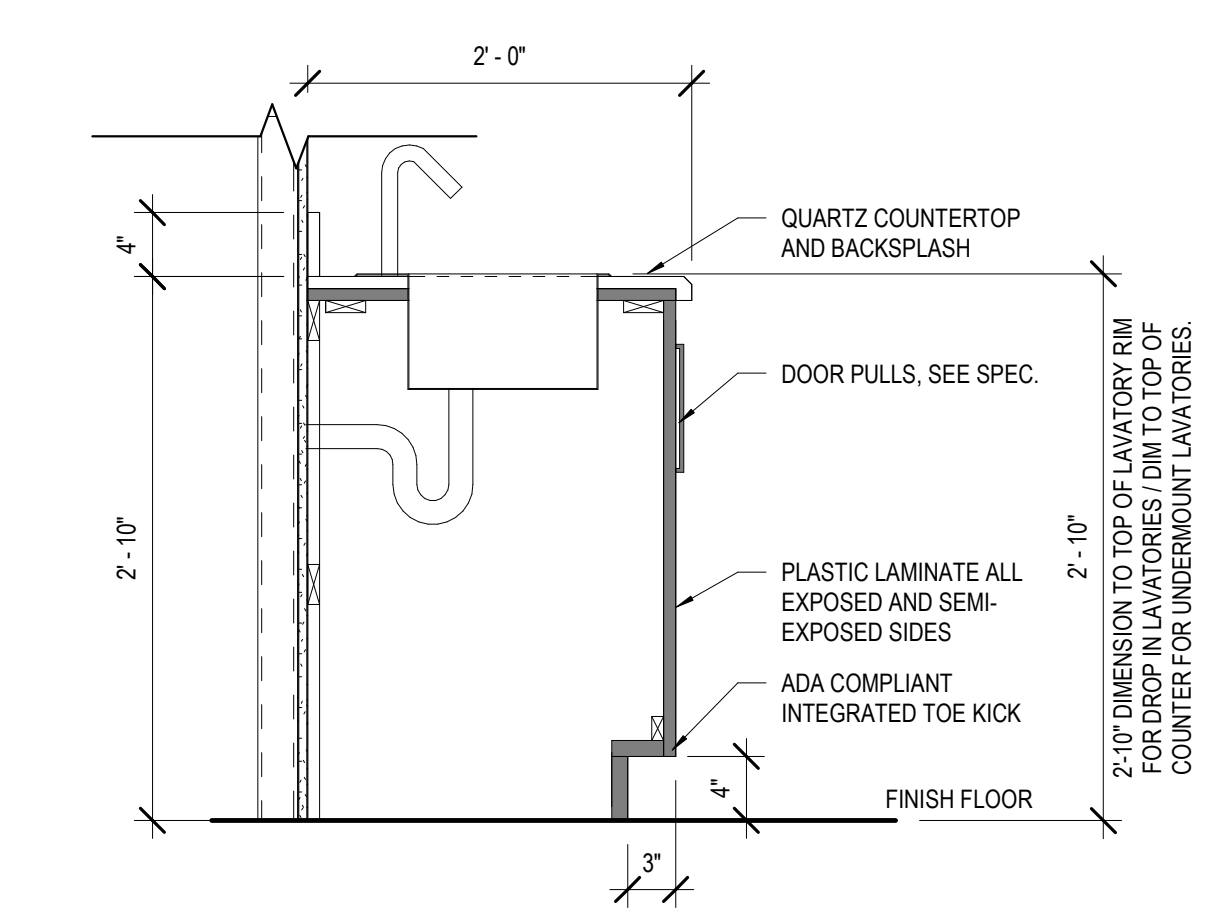
8 SECTION @ UPPER CABINET
A610 1" = 1'-0"



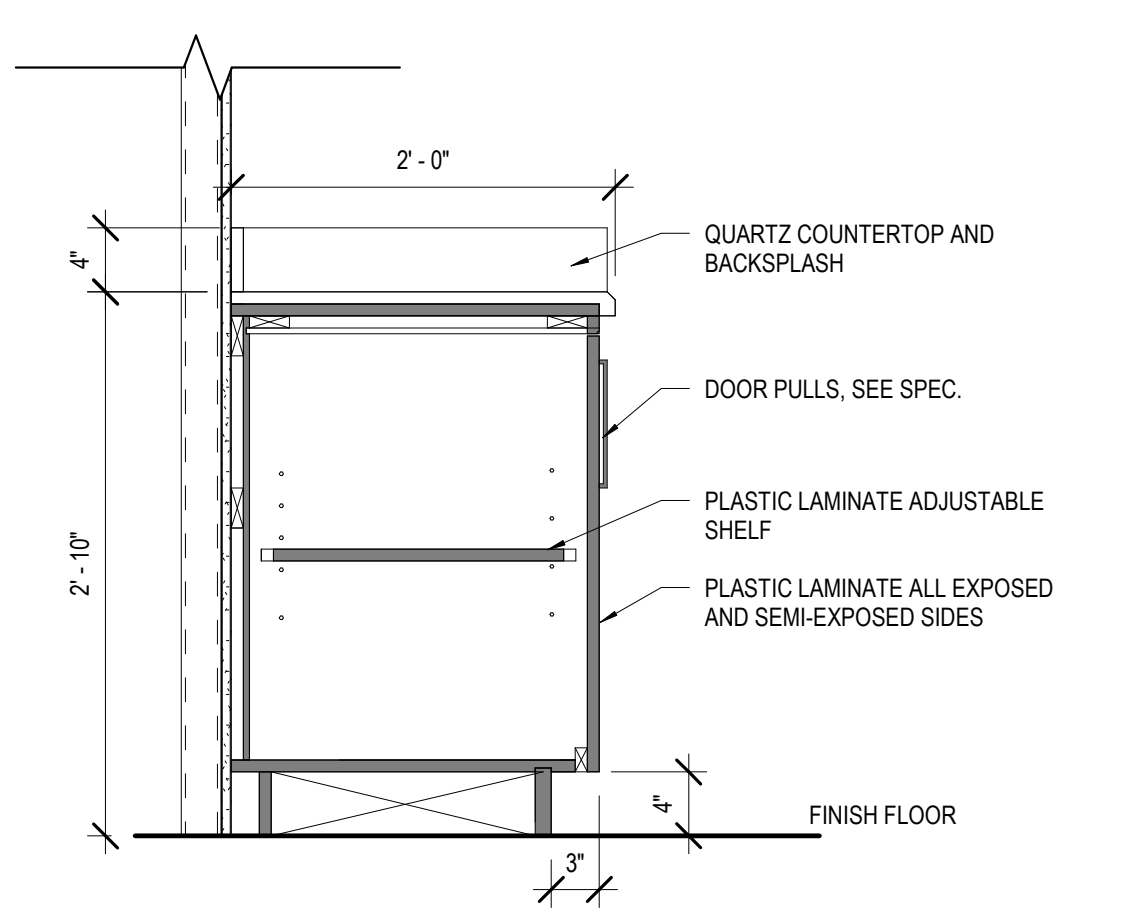
9 SECT. @ UPPER CABINET OVER SINK
A610 1" = 1'-0"



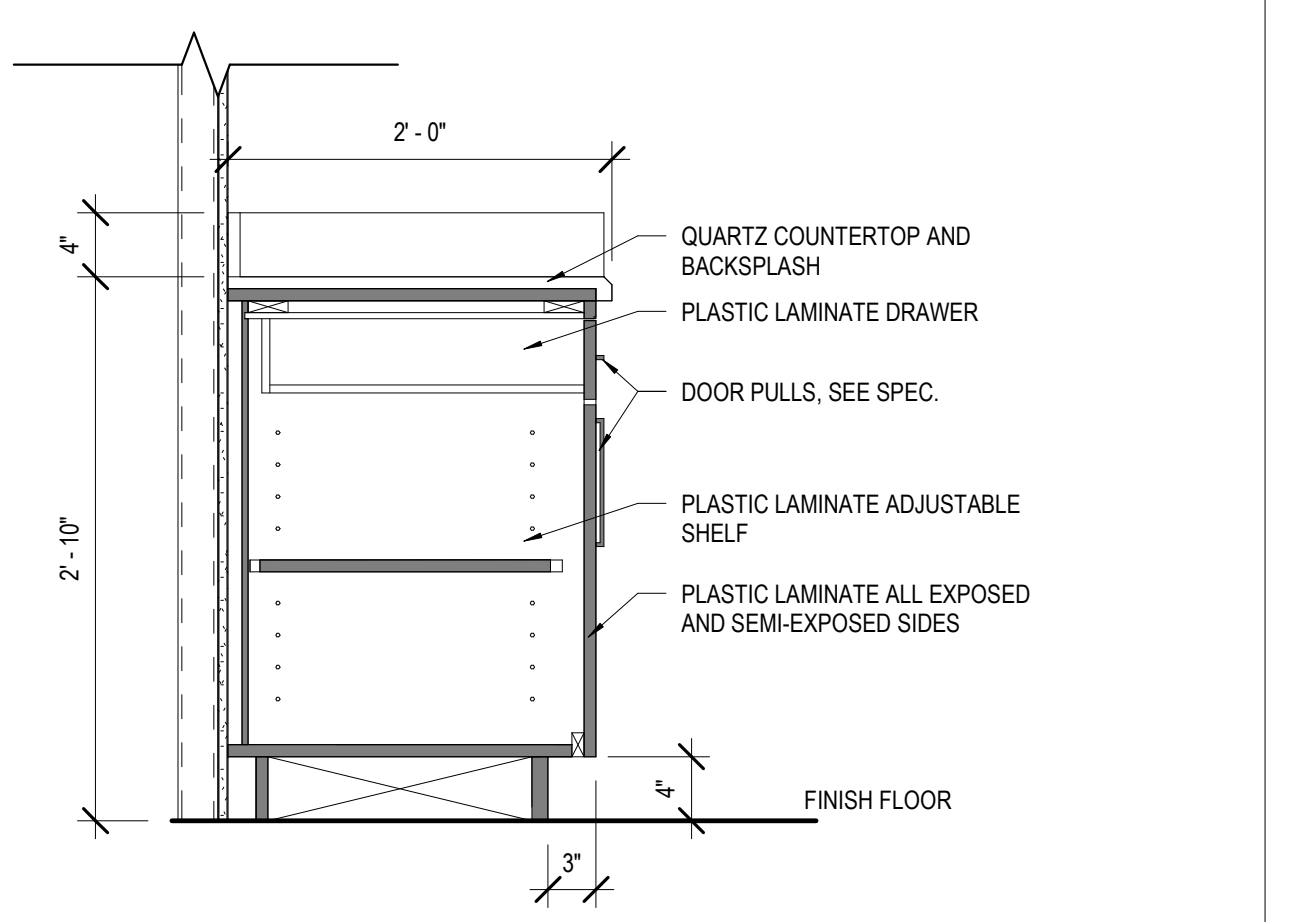
1 LOBBY BENCH SECTION
A610 1 1/2" = 1'-0"



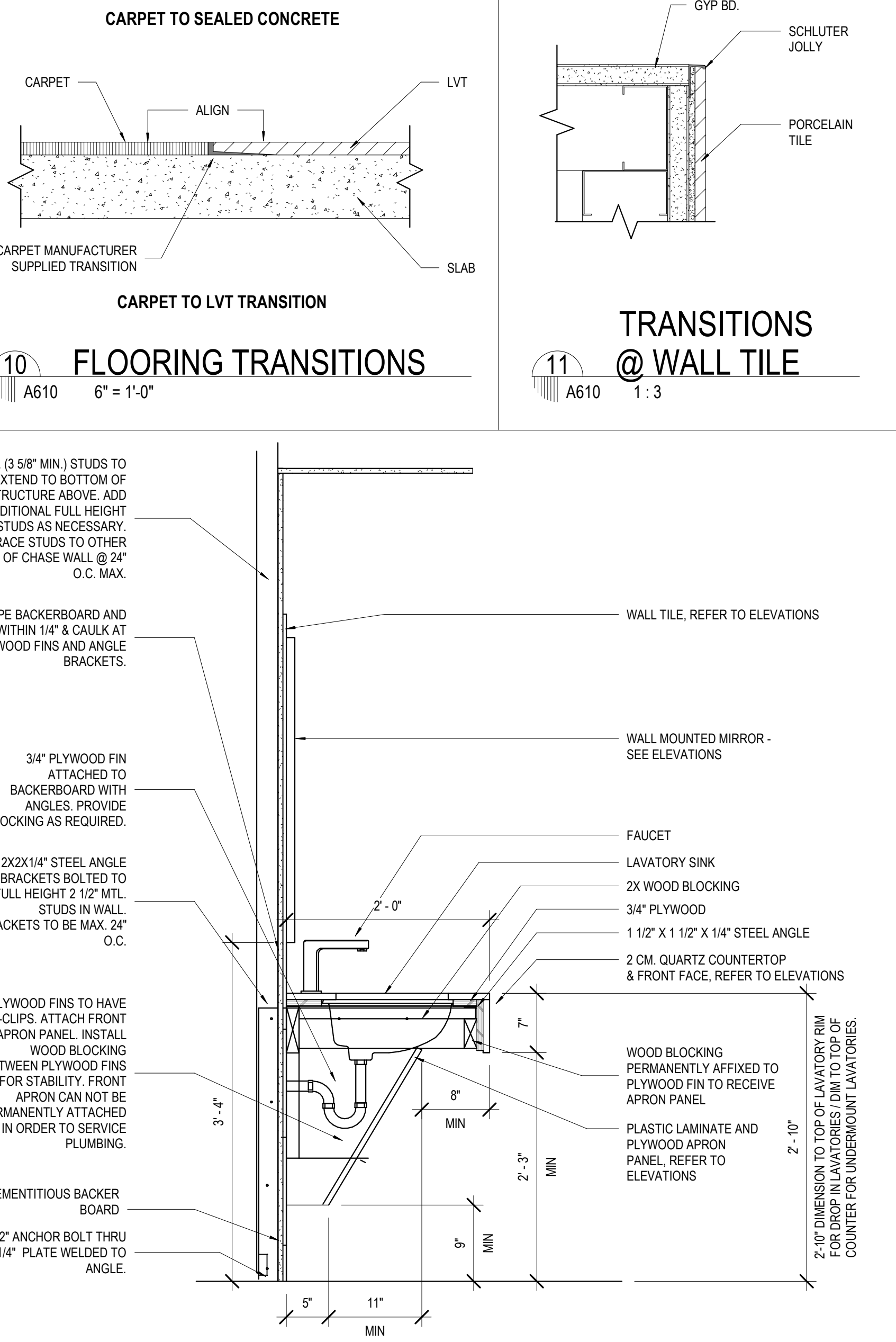
2 SECTION @ ADA SINK
A610 1" = 1'-0"



3 SECTION @ BASE CABINET
A610 1" = 1'-0"



4 SECT. @ BASE CABINET W/ DRAWER
A610 1" = 1'-0"



5 SECTION @ RESTROOM SINK
A610 1" = 1'-0"

No.	Description	Date

KEY PLAN



Mathes Brierre + BM
ARCHITECTS ARCHITECTS BEAZLEY MOLIÈRE
A JOINT VENTURE
201 St. Charles Avenue, Forty First Floor
New Orleans, Louisiana 70170-4100
Voice: 504.586.9303 Fax: 504.582.1305
300 Heymann Blvd.
Lafayette, Louisiana 70503
337.233.0614

PROJECT TITLE
ST. BERNARD PARISH PUBLIC LIBRARY

ST. BERNARD PARISH

100% CONSTRUCTION DOCUMENTS
DESIGNED BY MBA/ABM CHECKED BY AM/PP
DRAWN BY F/RZ DATE 12.20.2021
SHEET TITLE FINISH / CASEWORK / MILLWORK DETAILS
PROJECT NO. SHEET NO.
MBA - 11884 A610
ABM - 201813